



THE ILLINOIS STATE TOLL HIGHWAY AUTHORITY

CONTRACT RR-16-4255

ROADWAY AND BRIDGE REHABILITATION I-355 VETERANS MEMORIAL TOLLWAY

VOLUME 2 OF 6

MILE POST 12.1 TO MILE POST 22.3 STATION 733 + 95.55 TO STATION 1275 + 00.00

VOLUME 1
GENERAL PLANS
ALIGNMENT AND TIES
MAINTENANCE OF TRAFFIC

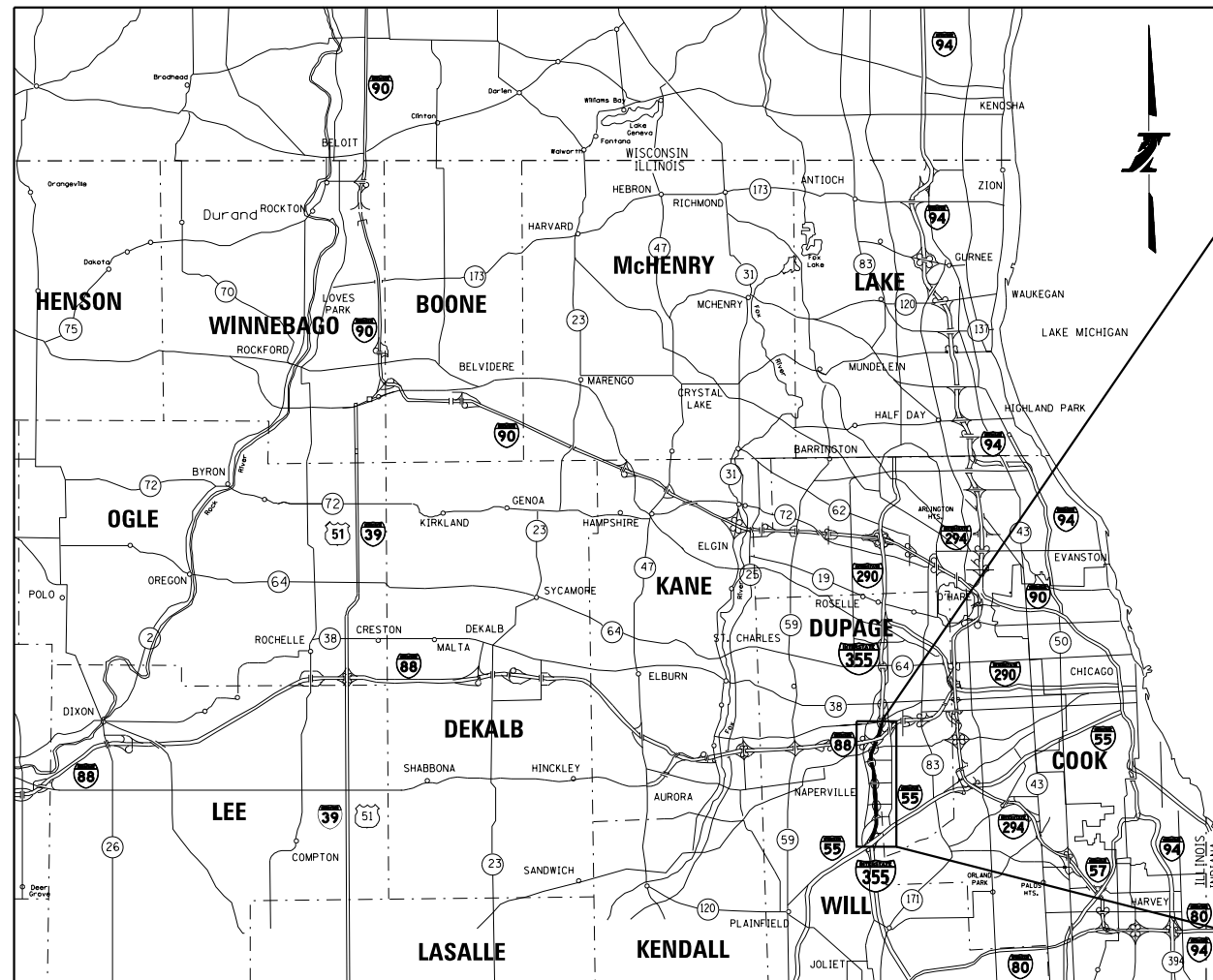
VOLUME 2
MAINTENANCE OF TRAFFIC
REMOVAL PLANS
ROADWAY PLANS

VOLUME 3
DRAINAGE PLANS
GRADING PLANS
EROSION CONTROL & LANDSCAPE
PAVEMENT MARKING & SIGNING
ITS PLANS

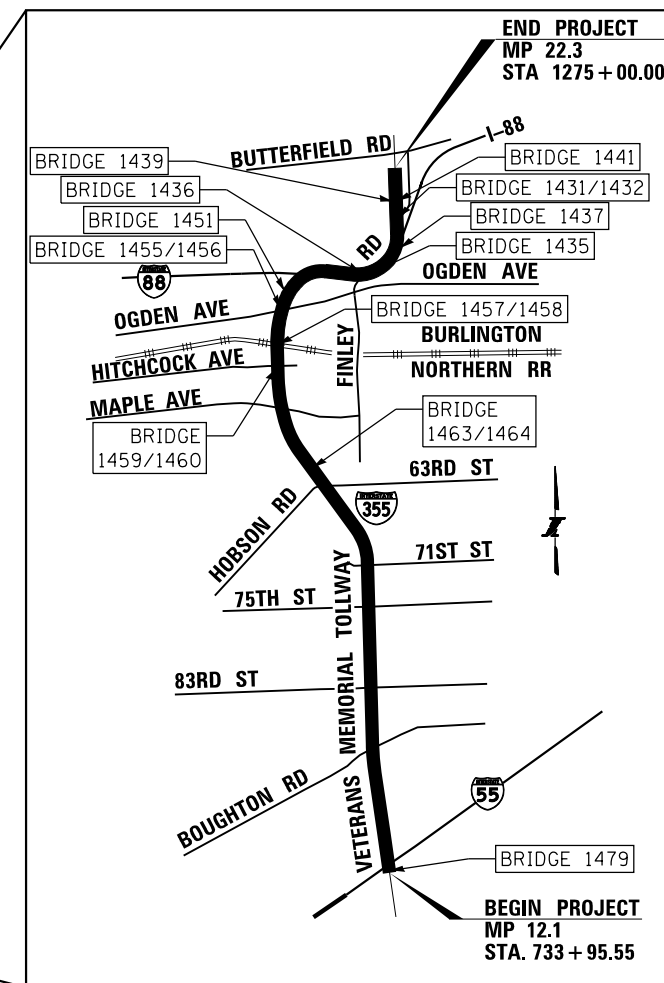
VOLUME 4
LIGHTING PLANS
BRIDGE PLANS

VOLUME 5
BRIDGE PLANS

VOLUME 6
BRIDGE PLANS
NOISE WALL PLANS
RETAINING WALL PLANS
CROSS SECTIONS



LOCATION MAP



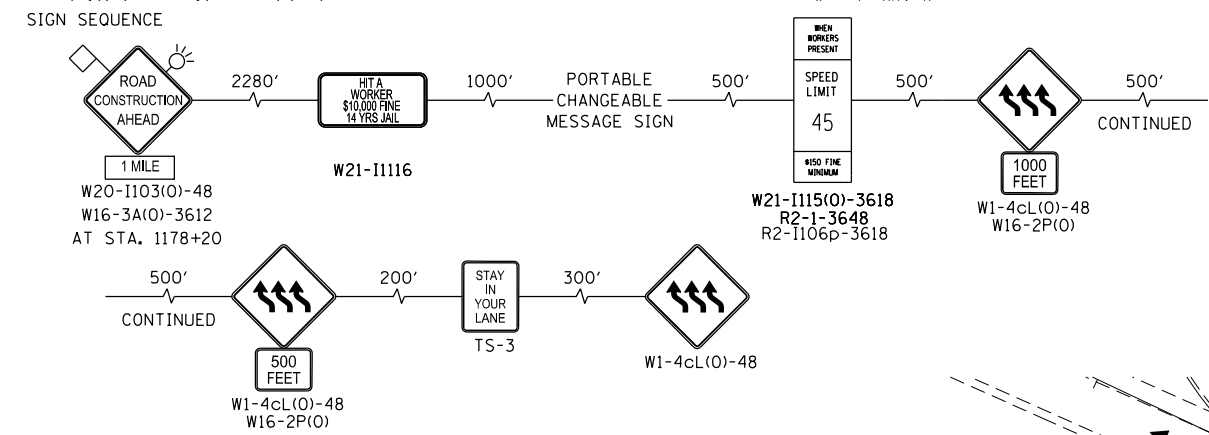
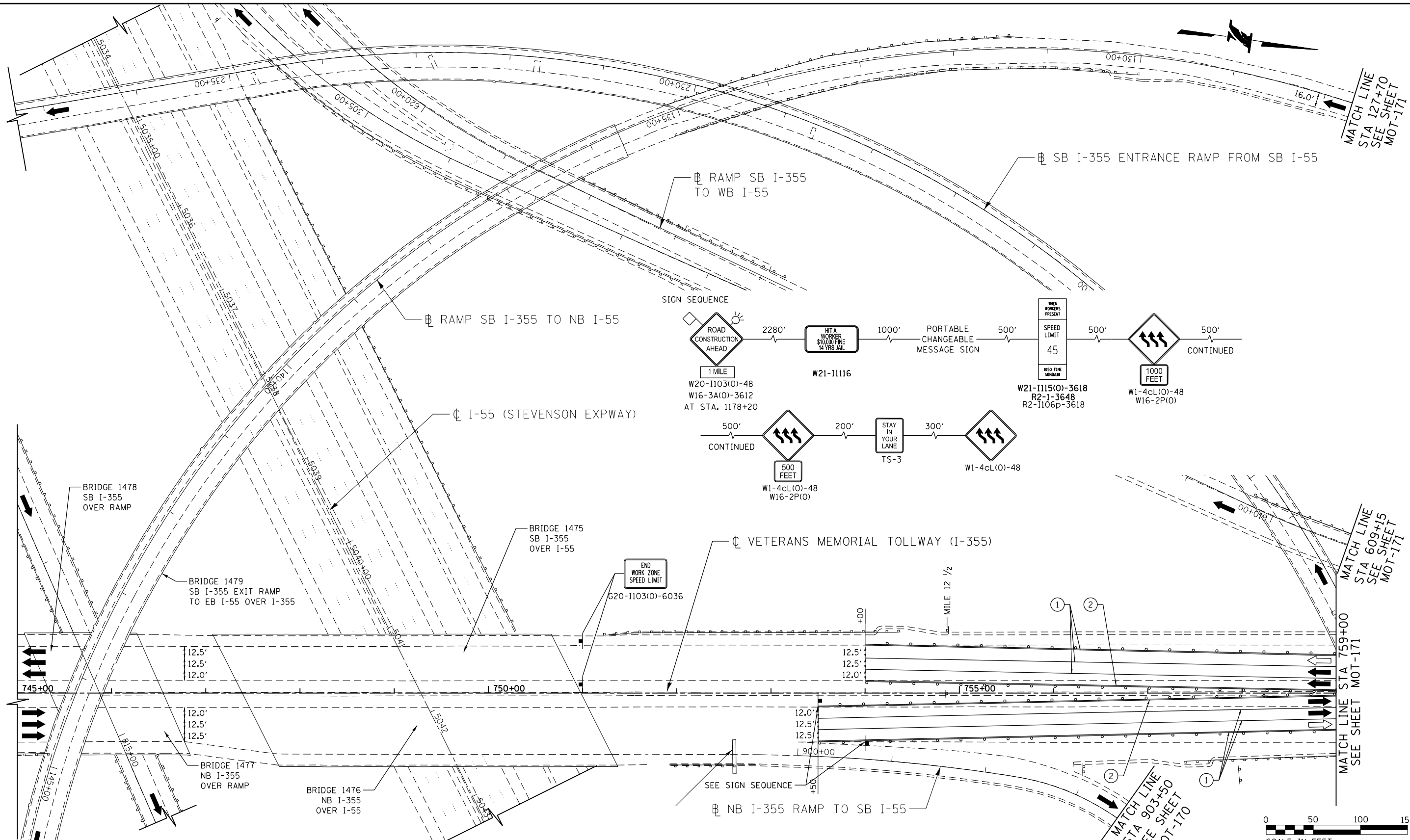
CONSTRUCTION AREA MAP

DESIGN SECTION ENGINEER:



P:\pel\pman\01\pman\chicago\pfrdd\Documents\01 Projects\2016\20161616_Veterans Memorial Tollway\Drawings\Current Drawing Files\4255-General\Sheet\4255-ahtr-cover-PEL002.dgn

C:\projects\2016\20161616-Veterans Memorial Tollway\Drawings\Current\Drawings\Files\4255\Civil\Sheet\4255-ah-13-REL 2016.dgn
 C:\projects\2016\20161616-Veterans Memorial Tollway\Drawings\Current\Drawings\Files\4255\Civil\Sheet\4255-ah-13-REL 2016.dgn

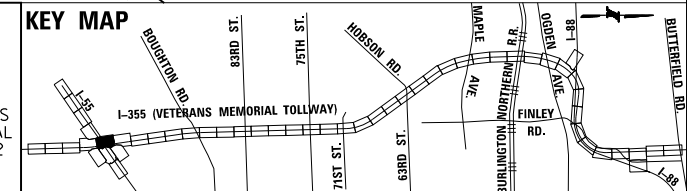


MOT PLAN LEGEND:

	CONSTRUCTION WORK ZONE		TYPE II BARRICADES OR DRUMS WITH STEADY BURNING MONO-DIRECTIONAL LIGHT @ 50' CENTERS (25' CENTERS ALONG TAPERS AND RAMPS)
	PORT. CHANGEABLE MESSAGE SIGN		TYPE III BARRICADE WITH STEADY BURNING LIGHT
	DIRECTION OF TRAFFIC FLOW		ACCELERATED PCC PATCHING, CLASS B, 12 INCHES (JI442873, JI442874, JI442875, JI442894)
	DIRECTION OF TRAFFIC FLOW, LANE CLOSED DURING OPERATIONS		EXISTING PAVEMENT MARKING
	WATERBLAST PAVEMENT MARKING REMOVAL WITH VACUUM RECOVERY (JT783005)		

	PAVEMENT MARKING TAPE, TYPE IV 4" (SOLID, WHITE) (70300904)		PAVEMENT MARKING TAPE, TYPE IV 12" (CHEVRONS, WHITE) (70300912)
	PAVEMENT MARKING TAPE, TYPE IV 4" (SOLID, YELLOW) (70300904)		PAVEMENT MARKING TAPE, TYPE IV 8" (SOLID, WHITE) (70300908)
	PAVEMENT MARKING TAPE, TYPE IV 4" (30' SKIP-10' DASH, WHITE) (70300904)		
	PAVEMENT MARKING TAPE, TYPE IV 4" (6' SKIP-2' DASH, WHITE) (70300904)		

NOTE: MOT PLANS SHOW TRAFFIC IN POST-OPERATIONS CONFIGURATION. PLEASE REFER TO MOT TYPICAL SECTIONS AND ILLINOIS TOLLWAY STANDARD E2 FOR 1 AND 2 LANE CLOSURES WHEN REQUIRED, AS DICTATED BY MOT TYPICAL SECTIONS.



DRAWN BY MAL DATE 3/11/2018
 CHECKED BY MPV DATE 3/11/2018



THE ILLINOIS STATE TOLL HIGHWAY AUTHORITY
 2700 OGDEN AVENUE
 DOWNERS GROVE,
 ILLINOIS 60515

REVISIONS		
NO.	DATE	DESCRIPTION

CONTRACT NO. RR-16-4255	MOT-169
MOT STAGE 3	DRAWING NO. 220 OF 1517
STA 745+00 - STA 759+00	

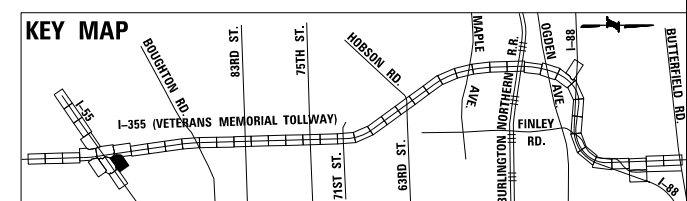
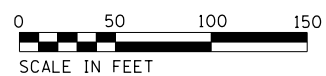

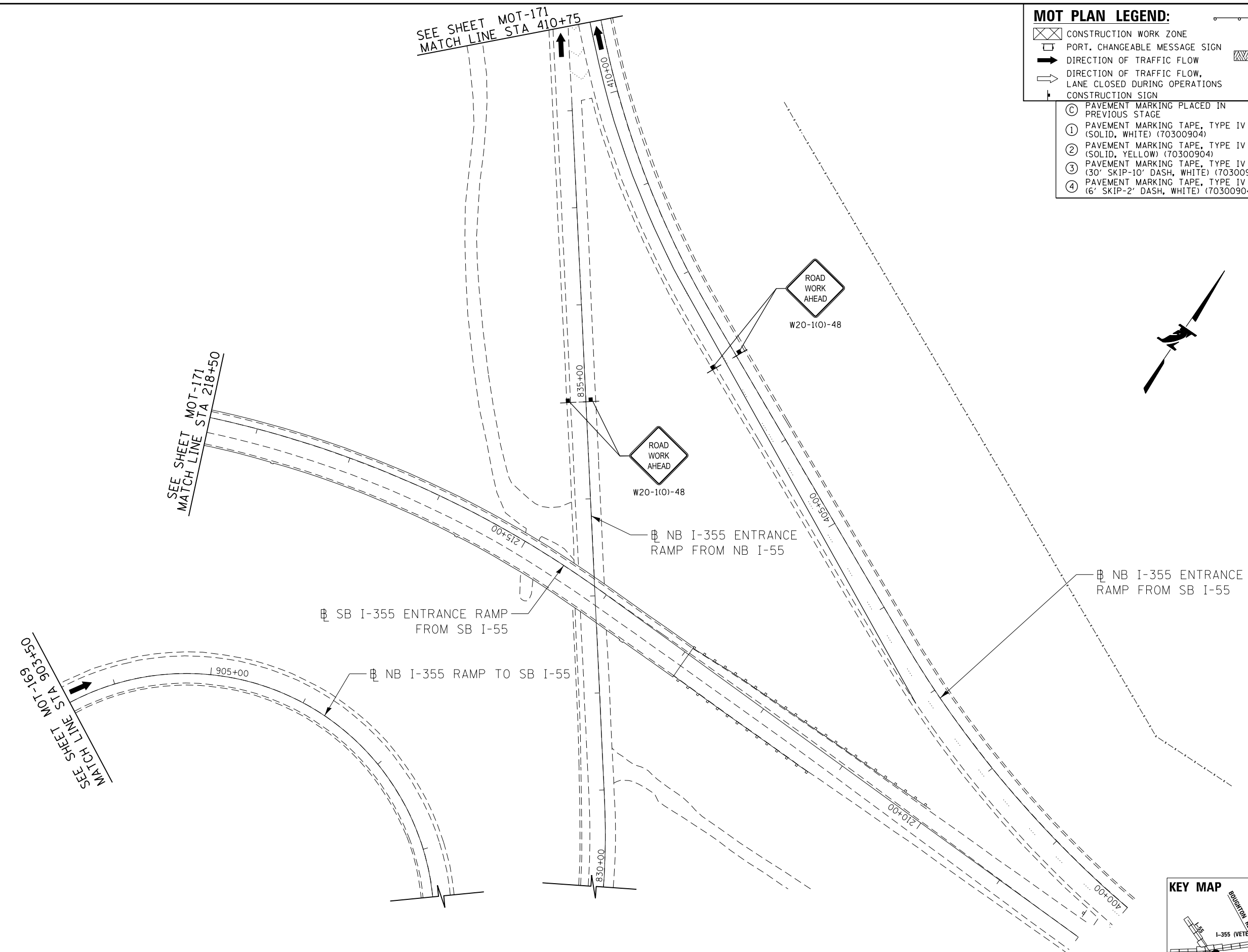


P:\proj\pawm\01\primera\chicago\comp\PRCD\Documents\01\Projects\2016\20161616-Veterans Memorial Tollway\Drawings\Current\Drawings\Files\4255\Civil\Sheet\4255-ah-1013-REL057.dgn

MOT PLAN LEGEND:

	CONSTRUCTION WORK ZONE		TYPE II BARRICADES OR DRUMS WITH STEADY BURNING MONO-DIRECTIONAL LIGHT @ 50' CENTERS (25' CENTERS ALONG TAPERS AND RAMP)
	PORT. CHANGEABLE MESSAGE SIGN		TYPE III BARRICADE WITH STEADY BURNING LIGHT
	DIRECTION OF TRAFFIC FLOW		ACCELERATED PCC PATCHING, CLASS B, 12 INCHES (JI442873, JI442874, JI442875, JI442894)
	DIRECTION OF TRAFFIC FLOW, LANE CLOSED DURING OPERATIONS		EXISTING PAVEMENT MARKING
	CONSTRUCTION SIGN		WATERBLAST PAVEMENT MARKING REMOVAL WITH VACUUM RECOVERY (JT783005)

	PAVEMENT MARKING PLACED IN PREVIOUS STAGE		PAVEMENT MARKING TAPE, TYPE IV 12" (CHEVRONS, WHITE) (70300912)
	PAVEMENT MARKING TAPE, TYPE IV 4" (SOLID, WHITE) (70300904)		PAVEMENT MARKING TAPE, TYPE IV 8" (SOLID, WHITE) (70300908)
	PAVEMENT MARKING TAPE, TYPE IV 4" (SOLID, YELLOW) (70300904)	NOTE: MOT PLANS SHOW TRAFFIC IN POST-OPERATIONS CONFIGURATION. PLEASE REFER TO MOT TYPICAL SECTIONS AND ILLINOIS TOLLWAY STANDARD E2 FOR 1 AND 2 LANE CLOSURES WHEN REQUIRED, AS DICTATED BY MOT TYPICAL SECTIONS.	
	PAVEMENT MARKING TAPE, TYPE IV 4" (30' SKIP-10' DASH, WHITE) (70300904)		
	PAVEMENT MARKING TAPE, TYPE IV 4" (6' SKIP-2' DASH, WHITE) (70300904)		



DRAWN BY MAL DATE 3/11/2018
 CHECKED BY MPV DATE 3/11/2018



THE ILLINOIS STATE TOLL HIGHWAY AUTHORITY
 2700 OGDEN AVENUE
 DOWNERS GROVE,
 ILLINOIS 60515

REVISIONS		
NO.	DATE	DESCRIPTION

CONTRACT NO. RR-16-4255
 MOT STAGE 3
 I-55 INTERCHANGE RAMPS

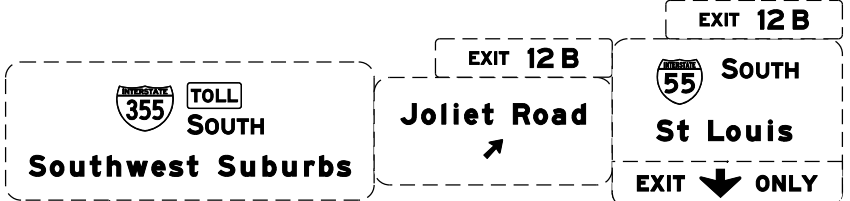
MOT-170
 DRAWING NO. 221 OF 1517

SEE SHEET
MOT-169
MATCH LINE
STA 127+70

MOT PLAN LEGEND:

- ☒ CONSTRUCTION WORK ZONE
- ☐ PORT. CHANGEABLE MESSAGE SIGN
- ➔ DIRECTION OF TRAFFIC FLOW
- ➔ DIRECTION OF TRAFFIC FLOW, LANE CLOSED DURING OPERATIONS
- ⊥ CONSTRUCTION SIGN
- ⊥ TYPE II BARRICADES OR DRUMS WITH STEADY BURNING MONO-DIRECTIONAL LIGHT @ 50' CENTERS (25' CENTERS ALONG TAPERS AND RAMPS)
- ⊥ TYPE III BARRICADE WITH STEADY BURNING LIGHT
- ▨ ACCELERATED PCC PATCHING, CLASS B, 12 INCHES (J1442873, J1442874, J1442875, J1442894)
- Ⓐ EXISTING PAVEMENT MARKING
- Ⓑ WATERBLAST PAVEMENT MARKING REMOVAL WITH VACUUM RECOVERY (JT783005)
- Ⓒ PAVEMENT MARKING PLACED IN PREVIOUS STAGE
- ① PAVEMENT MARKING TAPE, TYPE IV 4" (SOLID, WHITE) (70300904)
- ② PAVEMENT MARKING TAPE, TYPE IV 4" (SOLID, YELLOW) (70300904)
- ③ PAVEMENT MARKING TAPE, TYPE IV 4" (30' SKIP-10' DASH, WHITE) (70300904)
- ④ PAVEMENT MARKING TAPE, TYPE IV 4" (6' SKIP-2' DASH, WHITE) (70300904)
- ⑤ PAVEMENT MARKING TAPE, TYPE IV 12" (CHEVRONS, WHITE) (70300912)
- ⑥ PAVEMENT MARKING TAPE, TYPE IV 8" (SOLID, WHITE) (70300908)

NOTE:
MOT PLANS SHOW TRAFFIC IN POST-OPERATIONS CONFIGURATION. PLEASE REFER TO MOT TYPICAL SECTIONS AND ILLINOIS TOLLWAY STANDARD E2 FOR 1 AND 2 LANE CLOSURES WHEN REQUIRED, AS DICTATED BY MOT TYPICAL SECTIONS.



⊥ RAMP SB I-355 TO NB I-55

BRIDGE 1481
SB I-355 ENTRANCE RAMP
FROM SB I-55 OVER I-355

RAMP SB I-355 TO SB I-55

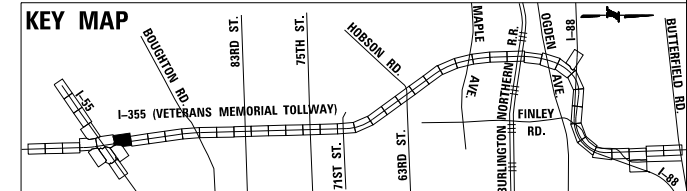
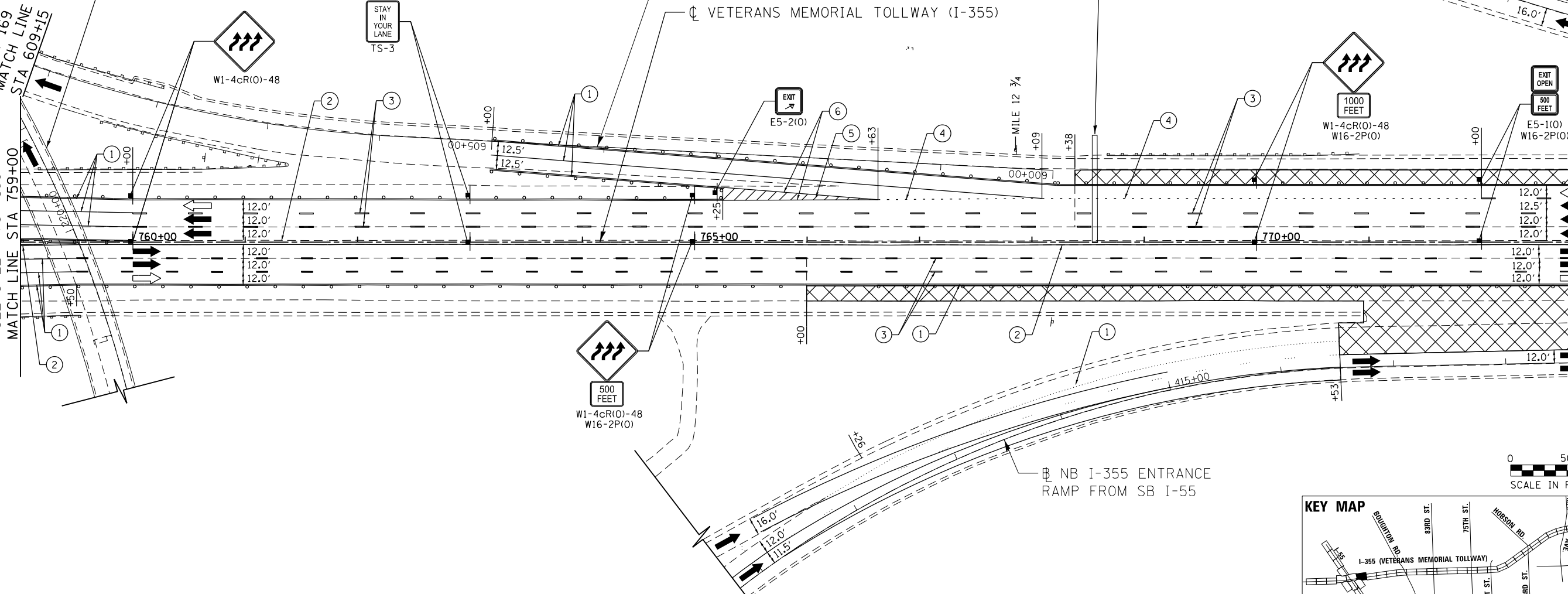
⊥ VETERANS MEMORIAL TOLLWAY (I-355)

SEE SHEET MOT-169
MATCH LINE
STA 609+15

SEE SHEET MOT-169
MATCH LINE
STA 759+00

MATCH LINE
STA 113+25

MATCH LINE
STA 773+00



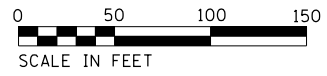
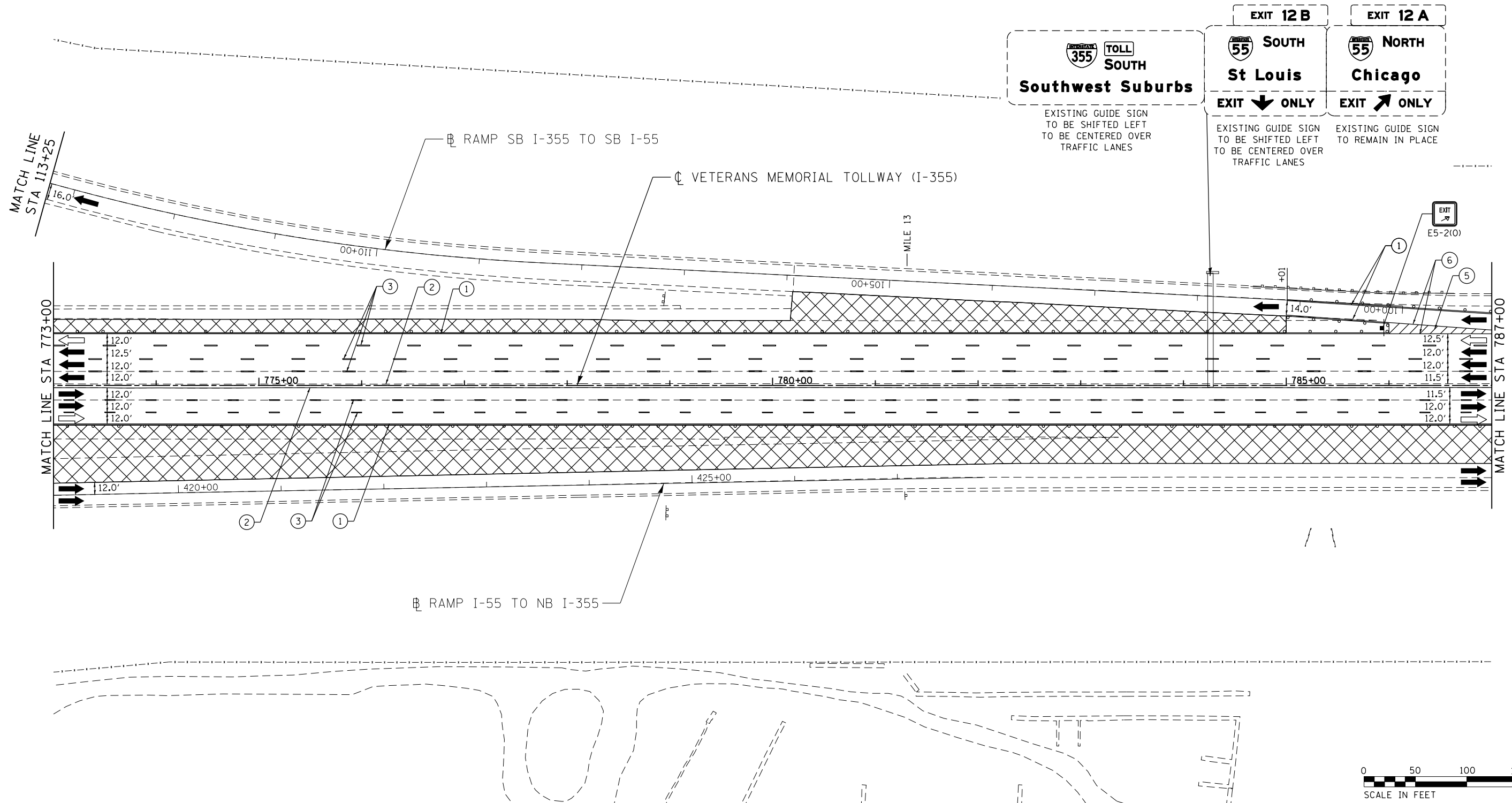
DRAWN BY MAL DATE 3/11/2018
CHECKED BY MPV DATE 3/11/2018



THE ILLINOIS STATE TOLL HIGHWAY AUTHORITY
2700 OGDEN AVENUE
DOWNERS GROVE,
ILLINOIS 60515

REVISIONS	
NO.	DESCRIPTION

CONTRACT NO. RR-16-4255
MOT STAGE 3
STA 759+00 - STA 773+00
MOT-171
DRAWING NO. 222 OF 1517

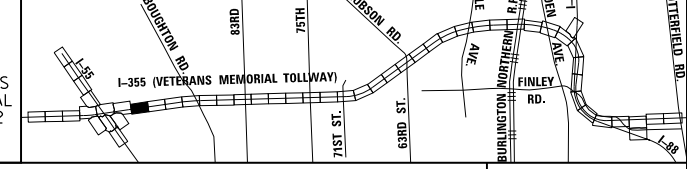


MOT PLAN LEGEND:

- CONSTRUCTION WORK ZONE
- PORT. CHANGEABLE MESSAGE SIGN
- DIRECTION OF TRAFFIC FLOW
- DIRECTION OF TRAFFIC FLOW, LANE CLOSED DURING OPERATIONS
- TYPE II BARRICADES OR DRUMS WITH STEADY BURNING MONO-DIRECTIONAL LIGHT @ 50' CENTERS (25' CENTERS ALONG TAPERS AND RAMP)
- TYPE III BARRICADE WITH STEADY BURNING LIGHT
- EXISTING PAVEMENT MARKING
- WATERBLAST PAVEMENT MARKING REMOVAL WITH VACUUM RECOVERY (JT783005)
- PAVEMENT MARKING PLACED IN PREVIOUS STAGE
- PAVEMENT MARKING TAPE, TYPE IV 4" (SOLID, WHITE) (70300904)
- PAVEMENT MARKING TAPE, TYPE IV 4" (SOLID, YELLOW) (70300904)
- PAVEMENT MARKING TAPE, TYPE IV 4" (30' SKIP-10' DASH, WHITE) (70300904)
- PAVEMENT MARKING TAPE, TYPE IV 4" (6' SKIP-2' DASH, WHITE) (70300904)
- PAVEMENT MARKING TAPE, TYPE IV 12" (CHEVRONS, WHITE) (70300912)
- PAVEMENT MARKING TAPE, TYPE IV 8" (SOLID, WHITE) (70300908)

NOTE:
MOT PLANS SHOW TRAFFIC IN POST-OPERATIONS CONFIGURATION. PLEASE REFER TO MOT TYPICAL SECTIONS AND ILLINOIS TOLLWAY STANDARD E2 FOR 1 AND 2 LANE CLOSURES WHEN REQUIRED, AS DICTATED BY MOT TYPICAL SECTIONS.

KEY MAP



DRAWN BY MAL DATE 3/11/2018
CHECKED BY MPV DATE 3/11/2018

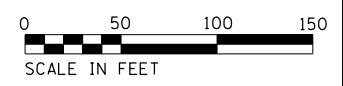
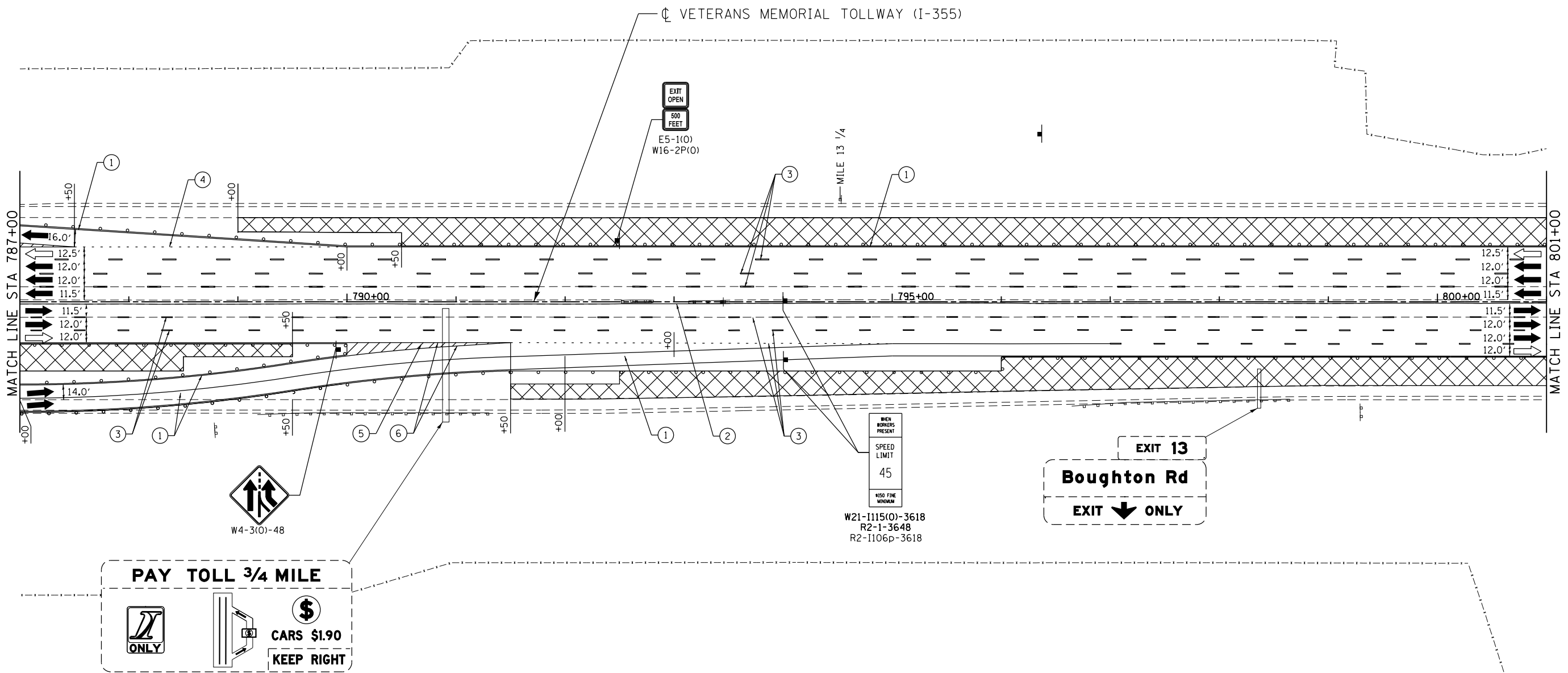


REVISIONS		
NO.	DATE	DESCRIPTION

CONTRACT NO. RR-16-4255
MOT STAGE 3
STA 773+00 - STA 787+00

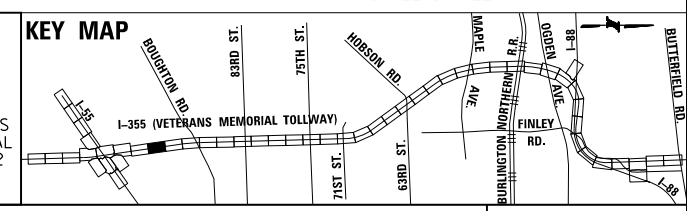
MOT-172
DRAWING NO. 223 OF 1517

P:\proj\p01\primera\chicago\p01\Projects\2016\20161616_Veterans Memorial Tollway\Drawings\Current\Drawings\Files\4255\Civil\Sheet\4255-ahb-no13-REL007.dgn



MOT PLAN LEGEND:		REVISIONS	
	CONSTRUCTION WORK ZONE	NO.	DATE
	PORT. CHANGEABLE MESSAGE SIGN		DESCRIPTION
	DIRECTION OF TRAFFIC FLOW		
	DIRECTION OF TRAFFIC FLOW, LANE CLOSED DURING OPERATIONS		
	CONSTRUCTION SIGN		
	TYPE II BARRICADES OR DRUMS WITH STEADY BURNING MONO-DIRECTIONAL LIGHT @ 50' CENTERS (25' CENTERS ALONG TAPERS AND RAMPS)		
	TYPE III BARRICADE WITH STEADY BURNING LIGHT		
	ACCELERATED PCC PATCHING, CLASS B, 12 INCHES (JI442873, JI442874, JI442875, JI442894)		
	(A) EXISTING PAVEMENT MARKING		
	(B) WATERBLAST PAVEMENT MARKING REMOVAL WITH VACUUM RECOVERY (JT783005)		
	(1) PAVEMENT MARKING TAPE, TYPE IV 4" (SOLID, WHITE) (70300904)		
	(2) PAVEMENT MARKING TAPE, TYPE IV 4" (SOLID, YELLOW) (70300904)		
	(3) PAVEMENT MARKING TAPE, TYPE IV 4" (30' SKIP-10' DASH, WHITE) (70300904)		
	(4) PAVEMENT MARKING TAPE, TYPE IV 4" (6' SKIP-2' DASH, WHITE) (70300904)		
	(5) PAVEMENT MARKING TAPE, TYPE IV 12" (CHEVRONS, WHITE) (70300912)		
	(6) PAVEMENT MARKING TAPE, TYPE IV 8" (SOLID, WHITE) (70300908)		

NOTE: MOT PLANS SHOW TRAFFIC IN POST-OPERATIONS CONFIGURATION. PLEASE REFER TO MOT TYPICAL SECTIONS AND ILLINOIS TOLLWAY STANDARD E2 FOR 1 AND 2 LANE CLOSURES WHEN REQUIRED, AS DICTATED BY MOT TYPICAL SECTIONS.



DRAWN BY MAL DATE 3/11/2018
 CHECKED BY MPV DATE 3/11/2018



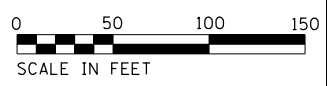
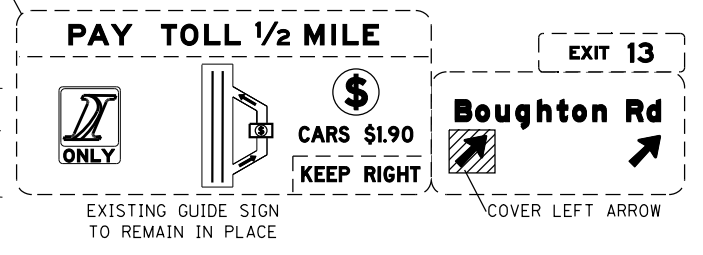
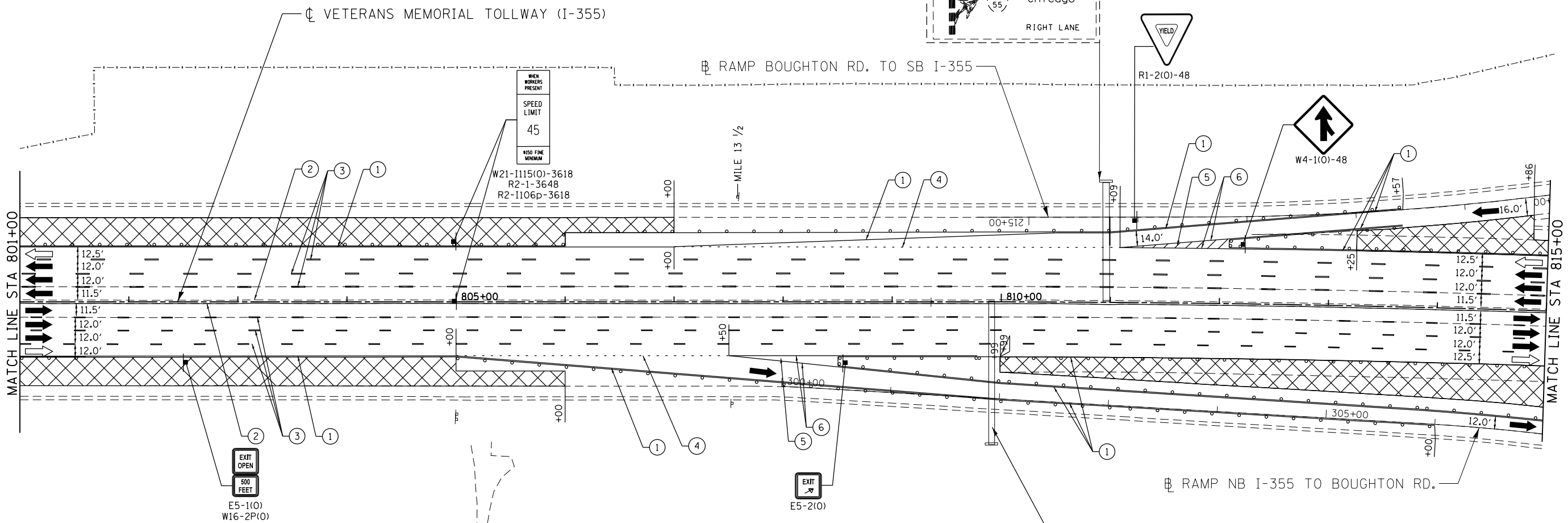
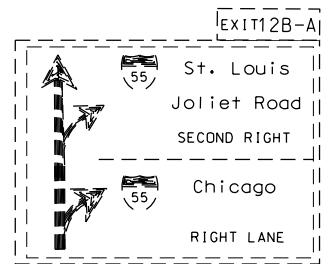
THE ILLINOIS STATE TOLL HIGHWAY AUTHORITY
 2700 OGDEN AVENUE
 DOWNERS GROVE,
 ILLINOIS 60515

REVISIONS	
NO.	DATE

CONTRACT NO. RR-16-4255
 MOT STAGE 3
 STA 787+00 - STA 801+00

MOT-173
 DRAWING NO.
 224 OF 1517

P:\projects\2016\20161616-Veterans Memorial Tollway\Drawings\Current Drawings\Files\4255\CV11\Sheet\255-ah-13-REL008.dgn



MOT PLAN LEGEND:

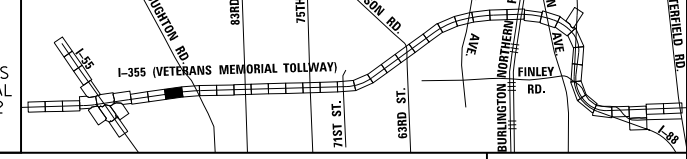
- CONSTRUCTION WORK ZONE
- PORT. CHANGEABLE MESSAGE SIGN
- DIRECTION OF TRAFFIC FLOW
- DIRECTION OF TRAFFIC FLOW, LANE CLOSED DURING OPERATIONS
- CONSTRUCTION SIGN

- TYPE II BARRICADES OR DRUMS WITH STEADY BURNING MONO-DIRECTIONAL LIGHT @ 50' CENTERS (25' CENTERS ALONG TAPERS AND RAMP)
- TYPE III BARRICADE WITH STEADY BURNING LIGHT ACCELERATED PCC PATCHING, CLASS B, 12 INCHES (JI442873, JI442874, JI442875, JI442894)
- EXISTING PAVEMENT MARKING
- WATERBLAST PAVEMENT MARKING REMOVAL WITH VACUUM RECOVERY (JT783005)

- PAVEMENT MARKING PLACED IN PREVIOUS STAGE
- PAVEMENT MARKING TAPE, TYPE IV 4" (SOLID, WHITE) (70300904)
- PAVEMENT MARKING TAPE, TYPE IV 4" (SOLID, YELLOW) (70300904)
- PAVEMENT MARKING TAPE, TYPE IV 4" (30' SKIP-10' DASH, WHITE) (70300904)
- PAVEMENT MARKING TAPE, TYPE IV 4" (6' SKIP-2' DASH, WHITE) (70300904)

- PAVEMENT MARKING TAPE, TYPE IV 12" (CHEVRONS, WHITE) (70300912)
 - PAVEMENT MARKING TAPE, TYPE IV 8" (SOLID, WHITE) (70300908)
- NOTE:
MOT PLANS SHOW TRAFFIC IN POST-OPERATIONS CONFIGURATION. PLEASE REFER TO MOT TYPICAL SECTIONS AND ILLINOIS TOLLWAY STANDARD E2 FOR 1 AND 2 LANE CLOSURES WHEN REQUIRED, AS DICTATED BY MOT TYPICAL SECTIONS.

KEY MAP



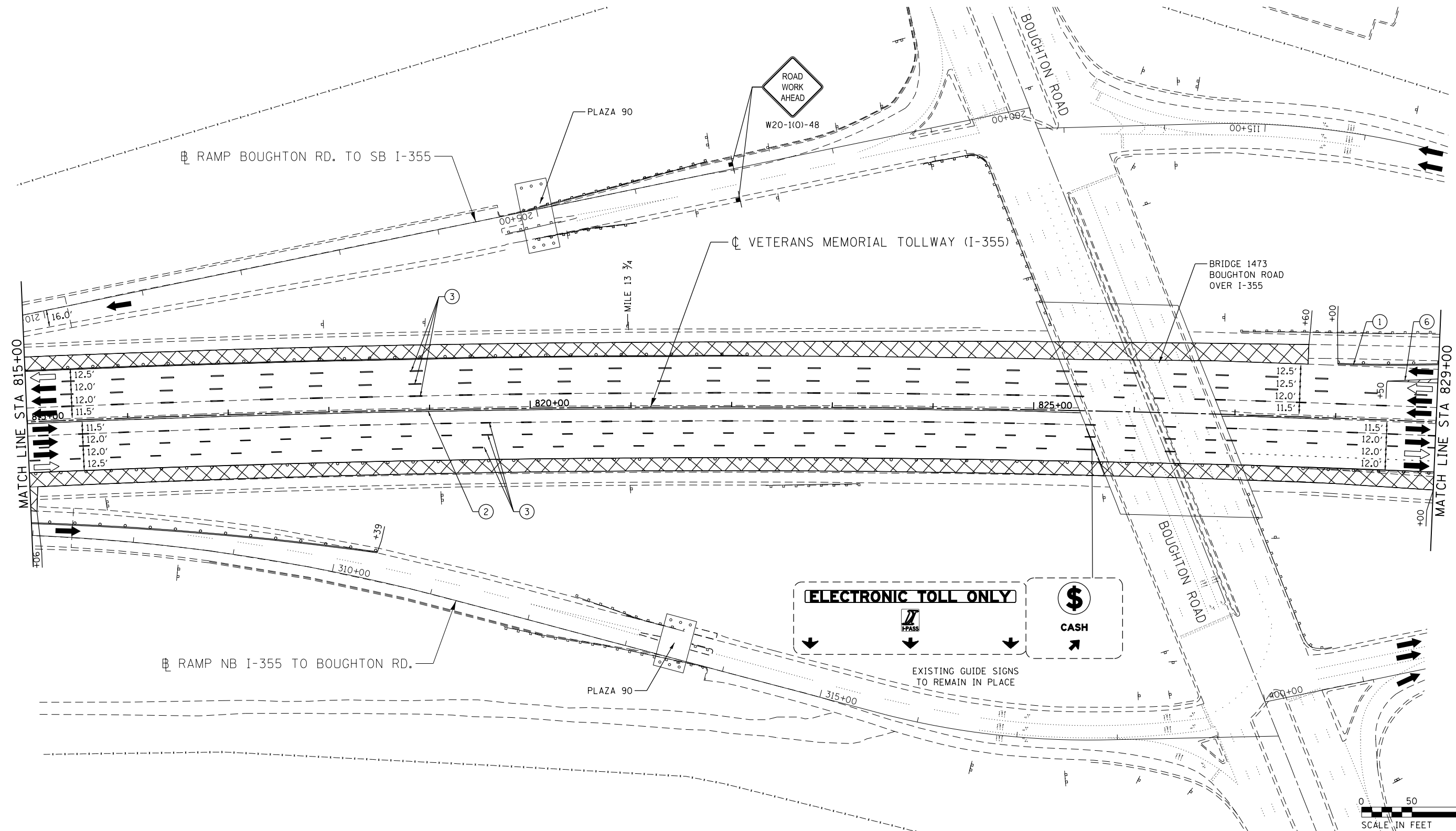
DRAWN BY MAL DATE 3/11/2018
 CHECKED BY MPV DATE 3/11/2018



REVISIONS	
NO.	DESCRIPTION

CONTRACT NO. RR-16-4255
 MOT STAGE 3
 STA 801+00 - STA 815+00

MOT-174
 DRAWING NO.
 225 OF 1517



P:\proj\p01\primera\chicago\p01\p01\Projects\2016\20161616-Veterans Memorial Tollway\Drawings\Current Drawings\Files\4255\Civil\Sheet\255-ah-1013-REL018.dgn
 DRAWN BY MAL DATE 3/11/2018
 CHECKED BY MPV DATE 3/11/2018

MOT PLAN LEGEND:

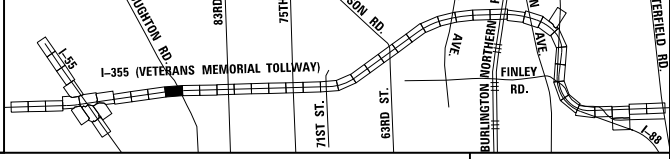
- CONSTRUCTION WORK ZONE
- PORT. CHANGEABLE MESSAGE SIGN
- DIRECTION OF TRAFFIC FLOW
- DIRECTION OF TRAFFIC FLOW, LANE CLOSED DURING OPERATIONS
- CONSTRUCTION SIGN

- TYPE II BARRICADES OR DRUMS WITH STEADY BURNING MONO-DIRECTIONAL LIGHT @ 50' CENTERS (25' CENTERS ALONG TAPERS AND RAMPS)
- TYPE III BARRICADE WITH STEADY BURNING LIGHT
- ACCELERATED PCC PATCHING, CLASS B, 12 INCHES (JI442873, JI442874, JI442875, JI442894)
- EXISTING PAVEMENT MARKING
- WATERBLAST PAVEMENT MARKING REMOVAL WITH VACUUM RECOVERY (JT783005)

- PAVEMENT MARKING PLACED IN PREVIOUS STAGE
- PAVEMENT MARKING TAPE, TYPE IV 4" (SOLID, WHITE) (70300904)
- PAVEMENT MARKING TAPE, TYPE IV 4" (SOLID, YELLOW) (70300904)
- PAVEMENT MARKING TAPE, TYPE IV 4" (30' SKIP-10' DASH, WHITE) (70300904)
- PAVEMENT MARKING TAPE, TYPE IV 4" (6' SKIP-2' DASH, WHITE) (70300904)

- PAVEMENT MARKING TAPE, TYPE IV 12" (CHEVRONS, WHITE) (70300912)
 - PAVEMENT MARKING TAPE, TYPE IV 8" (SOLID, WHITE) (70300908)
- NOTE:
 MOT PLANS SHOW TRAFFIC IN POST-OPERATIONS CONFIGURATION. PLEASE REFER TO MOT TYPICAL SECTIONS AND ILLINOIS TOLLWAY STANDARD E2 FOR 1 AND 2 LANE CLOSURES WHEN REQUIRED, AS DICTATED BY MOT TYPICAL SECTIONS.

KEY MAP

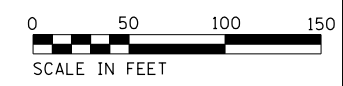
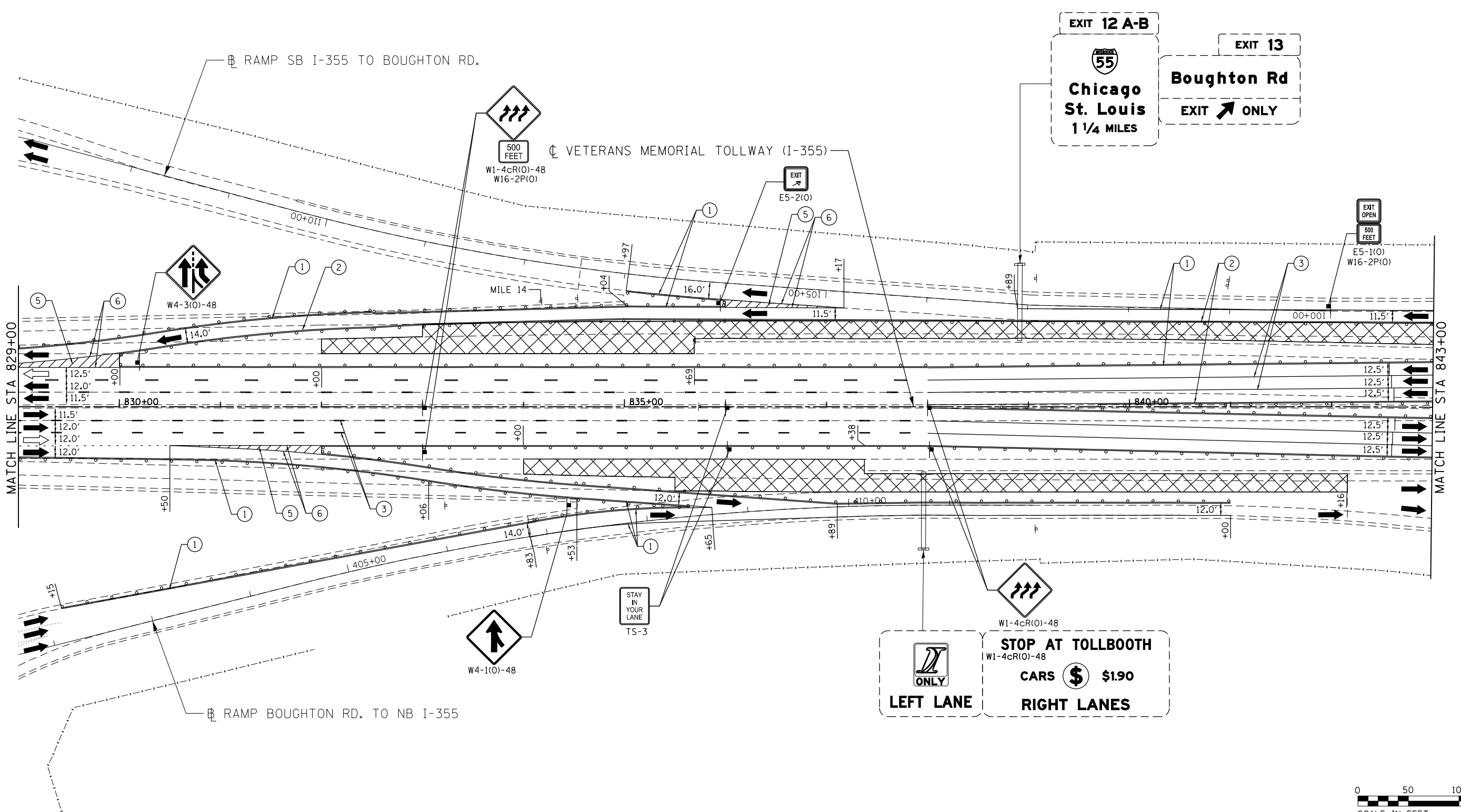


Primera
 100 S. WACKER DRIVE SUITE 700 - CHICAGO, IL 60606 P312-696-0910 F312-696-0415

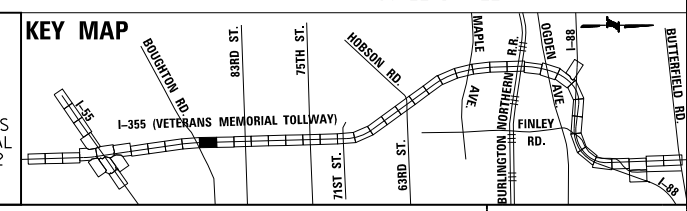
THE ILLINOIS STATE TOLL HIGHWAY AUTHORITY
 2700 OGDEN AVENUE
 DOWNERS GROVE,
 ILLINOIS 60515

REVISIONS		
NO.	DATE	DESCRIPTION

CONTRACT NO. RR-16-4255	MOT-175
MOT STAGE 3	DRAWING NO.
STA 815+00 - STA 829+00	226 OF 1517



MOT PLAN LEGEND:		REVISIONS	
	CONSTRUCTION WORK ZONE	NO.	DATE
	PORT. CHANGEABLE MESSAGE SIGN		DESCRIPTION
	DIRECTION OF TRAFFIC FLOW		
	DIRECTION OF TRAFFIC FLOW, LANE CLOSED DURING OPERATIONS		
	CONSTRUCTION SIGN		
	TYPE II BARRICADES OR DRUMS WITH STEADY BURNING MONO-DIRECTIONAL LIGHT @ 50' CENTERS (25' CENTERS ALONG TAPERS AND RAMPS)		
	TYPE III BARRICADE WITH STEADY BURNING LIGHT ACCELERATED PCC PATCHING, CLASS B, 12 INCHES (JI442873, JI442874, JI442875, JI442894)		
	EXISTING PAVEMENT MARKING		
	WATERBLAST PAVEMENT MARKING REMOVAL WITH VACUUM RECOVERY (JT783005)		
	PAVEMENT MARKING TAPE, TYPE IV 4" (SOLID, WHITE) (70300904)		
	PAVEMENT MARKING TAPE, TYPE IV 4" (SOLID, YELLOW) (70300904)		
	PAVEMENT MARKING TAPE, TYPE IV 4" (30' SKIP-10' DASH, WHITE) (70300904)		
	PAVEMENT MARKING TAPE, TYPE IV 4" (6' SKIP-2' DASH, WHITE) (70300904)		
	PAVEMENT MARKING TAPE, TYPE IV 12" (CHEVRONS, WHITE) (70300912)		
	PAVEMENT MARKING TAPE, TYPE IV 8" (SOLID, WHITE) (70300908)		

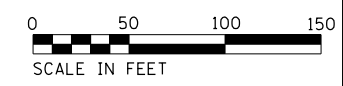
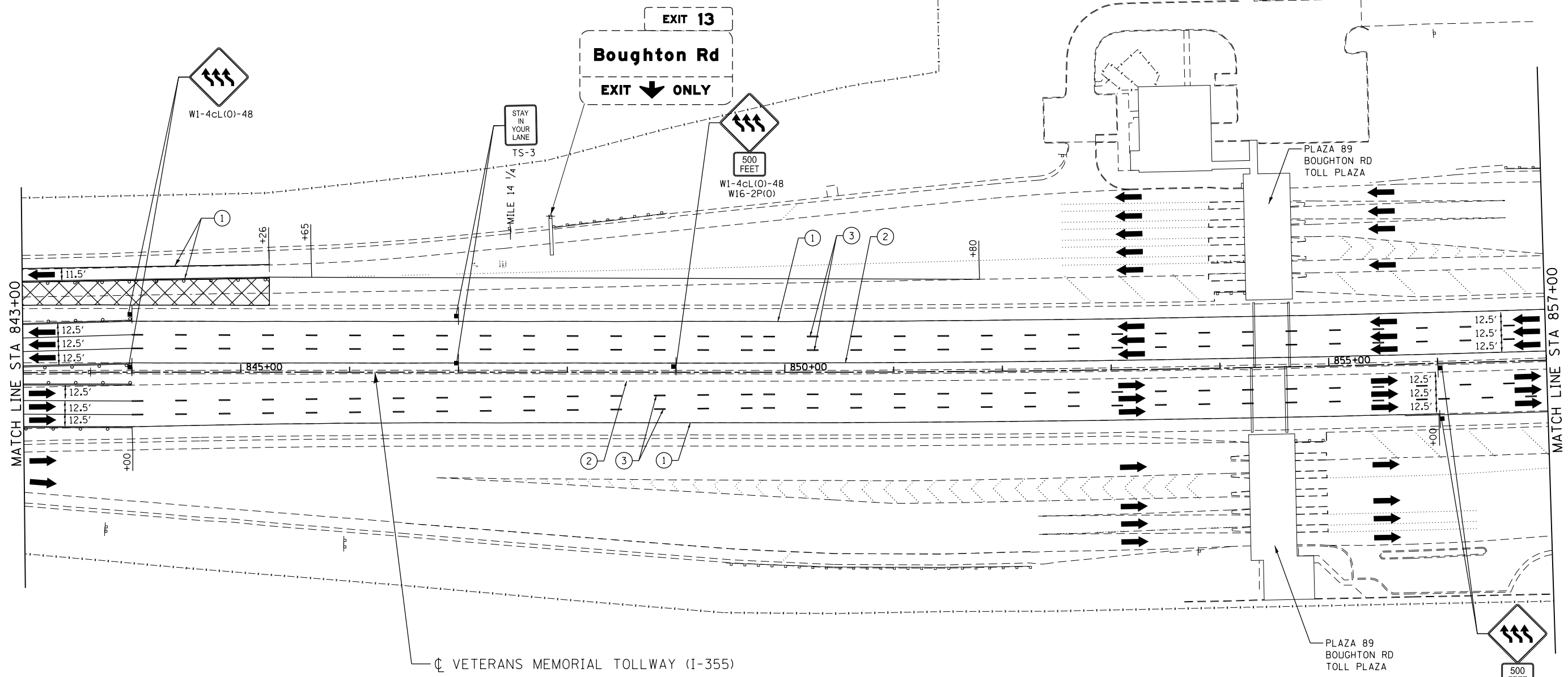


DRAWN BY MAL DATE 3/11/2018
 CHECKED BY MPV DATE 3/11/2018



REVISIONS	
NO.	DATE

CONTRACT NO. RR-16-4255
 MOT STAGE 3
 STA 829+00 - STA 843+00
 MOT-176
 DRAWING NO. 227 OF 1517



MOT PLAN LEGEND:

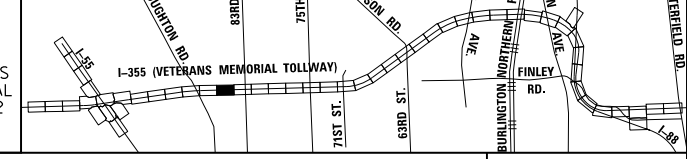
- CONSTRUCTION WORK ZONE
- PORT. CHANGEABLE MESSAGE SIGN
- DIRECTION OF TRAFFIC FLOW
- DIRECTION OF TRAFFIC FLOW, LANE CLOSED DURING OPERATIONS
- CONSTRUCTION SIGN

- TYPE II BARRICADES OR DRUMS WITH STEADY BURNING MONO-DIRECTIONAL LIGHT @ 50' CENTERS (25' CENTERS ALONG TAPERS AND RAMP)
- TYPE III BARRICADE WITH STEADY BURNING LIGHT
- ACCELERATED PCC PATCHING, CLASS B, 12 INCHES (JI442873, JI442874, JI442875, JI442894)
- EXISTING PAVEMENT MARKING
- WATERBLAST PAVEMENT MARKING REMOVAL WITH VACUUM RECOVERY (JT783005)

- PAVEMENT MARKING PLACED IN PREVIOUS STAGE
- PAVEMENT MARKING TAPE, TYPE IV 4" (SOLID, WHITE) (70300904)
- PAVEMENT MARKING TAPE, TYPE IV 4" (SOLID, YELLOW) (70300904)
- PAVEMENT MARKING TAPE, TYPE IV 4" (30' SKIP-10' DASH, WHITE) (70300904)
- PAVEMENT MARKING TAPE, TYPE IV 4" (6' SKIP-2' DASH, WHITE) (70300904)

- PAVEMENT MARKING TAPE, TYPE IV 12" (CHEVRONS, WHITE) (70300912)
 - PAVEMENT MARKING TAPE, TYPE IV 8" (SOLID, WHITE) (70300908)
- NOTE:
MOT PLANS SHOW TRAFFIC IN POST-OPERATIONS CONFIGURATION. PLEASE REFER TO MOT TYPICAL SECTIONS AND ILLINOIS TOLLWAY STANDARD E2 FOR 1 AND 2 LANE CLOSURES WHEN REQUIRED, AS DICTATED BY MOT TYPICAL SECTIONS.

KEY MAP



DRAWN BY MAL DATE 3/11/2018
 CHECKED BY MPV DATE 3/11/2018



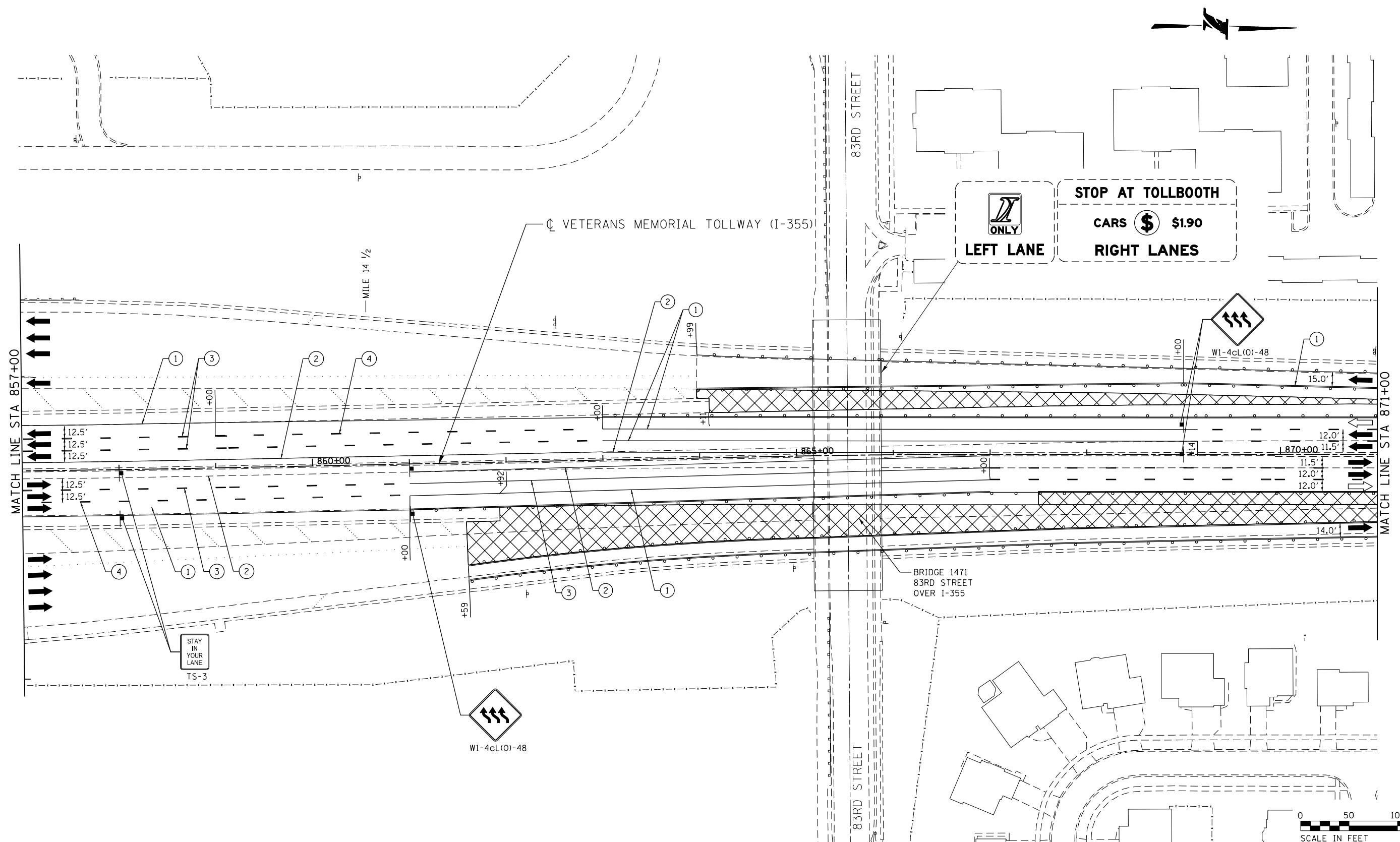
REVISIONS		
NO.	DATE	DESCRIPTION

CONTRACT NO. RR-16-4255
 MOT STAGE 3
 STA 843+00 - STA 857+00

MOT-177
 DRAWING NO. 228 OF 1517

P:\projects\2016\20161616_Veterans Memorial Tollway\Drawings\Current Drawings\Files\4255\Civil\Sheet\4255-ah-1013-REL012.dgn

P:\proj\pman\01\primera\chicago\comp\PR00\Documents\01\Projects\2016\20161616-Veterans Memorial Tollway\Drawings\Current\Drawings\Files\4255\Civil\Sheet\4255-ah-1013.dwg



MOT PLAN LEGEND:

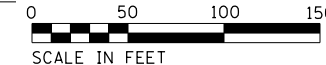
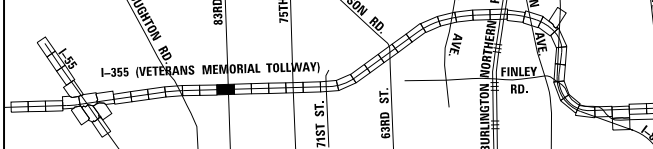
- CONSTRUCTION WORK ZONE
- PORT. CHANGEABLE MESSAGE SIGN
- DIRECTION OF TRAFFIC FLOW
- DIRECTION OF TRAFFIC FLOW, LANE CLOSED DURING OPERATIONS
- CONSTRUCTION SIGN

- TYPE II BARRICADES OR DRUMS WITH STEADY BURNING MONO-DIRECTIONAL LIGHT @ 50' CENTERS (25' CENTERS ALONG TAPERS AND RAMPS)
- TYPE III BARRICADE WITH STEADY BURNING LIGHT
- ACCELERATED PCC PATCHING, CLASS B, 12 INCHES (JI442873, JI442874, JI442875, JI442894)
- EXISTING PAVEMENT MARKING
- WATERBLAST PAVEMENT MARKING REMOVAL WITH VACUUM RECOVERY (JT783005)

- PAVEMENT MARKING PLACED IN PREVIOUS STAGE
- PAVEMENT MARKING TAPE, TYPE IV 4" (SOLID, WHITE) (70300904)
- PAVEMENT MARKING TAPE, TYPE IV 4" (SOLID, YELLOW) (70300904)
- PAVEMENT MARKING TAPE, TYPE IV 4" (30' SKIP-10' DASH, WHITE) (70300904)
- PAVEMENT MARKING TAPE, TYPE IV 4" (6' SKIP-2' DASH, WHITE) (70300904)

- PAVEMENT MARKING TAPE, TYPE IV 12" (CHEVRONS, WHITE) (70300912)
 - PAVEMENT MARKING TAPE, TYPE IV 8" (SOLID, WHITE) (70300908)
- NOTE:
MOT PLANS SHOW TRAFFIC IN POST-OPERATIONS CONFIGURATION. PLEASE REFER TO MOT TYPICAL SECTIONS AND ILLINOIS TOLLWAY STANDARD E2 FOR 1 AND 2 LANE CLOSURES WHEN REQUIRED, AS DICTATED BY MOT TYPICAL SECTIONS.

KEY MAP



DRAWN BY MAL DATE 3/11/2018
 CHECKED BY MPV DATE 3/11/2018

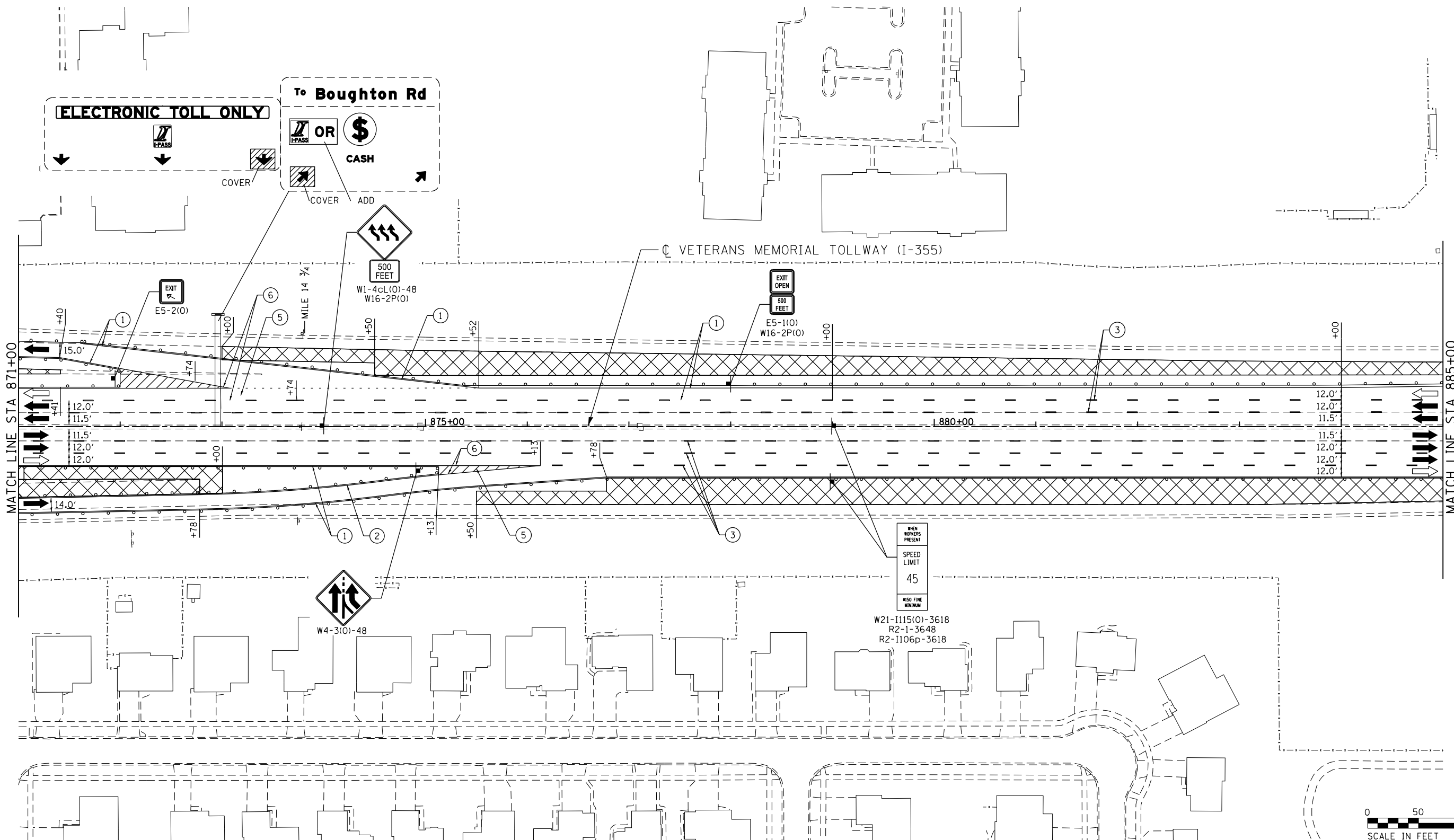


THE ILLINOIS STATE TOLL HIGHWAY AUTHORITY
 2700 OGDEN AVENUE
 DOWNERS GROVE,
 ILLINOIS 60515

REVISIONS		
NO.	DATE	DESCRIPTION

CONTRACT NO. RR-16-4255
 MOT STAGE 3
 STA 857+00 - STA 871+00

MOT-178
 DRAWING NO.
 229 OF 1517



MOT PLAN LEGEND:

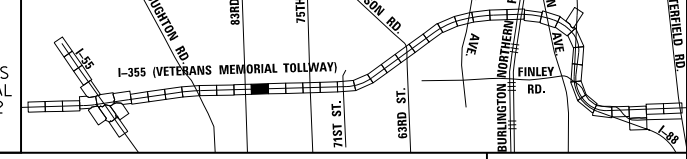
- CONSTRUCTION WORK ZONE
- PORT. CHANGEABLE MESSAGE SIGN
- DIRECTION OF TRAFFIC FLOW
- DIRECTION OF TRAFFIC FLOW, LANE CLOSED DURING OPERATIONS
- CONSTRUCTION SIGN

- TYPE II BARRICADES OR DRUMS WITH STEADY BURNING MONO-DIRECTIONAL LIGHT @ 50' CENTERS (25' CENTERS ALONG TAPERS AND RAMP)
- TYPE III BARRICADE WITH STEADY BURNING LIGHT
- ACCELERATED PCC PATCHING, CLASS B, 12 INCHES (JI442873, JI442874, JI442875, JI442894)
- EXISTING PAVEMENT MARKING
- WATERBLAST PAVEMENT MARKING REMOVAL WITH VACUUM RECOVERY (JT783005)

- PAVEMENT MARKING PLACED IN PREVIOUS STAGE
- PAVEMENT MARKING TAPE, TYPE IV 4" (SOLID, WHITE) (70300904)
- PAVEMENT MARKING TAPE, TYPE IV 4" (SOLID, YELLOW) (70300904)
- PAVEMENT MARKING TAPE, TYPE IV 4" (30' SKIP-10' DASH, WHITE) (70300904)
- PAVEMENT MARKING TAPE, TYPE IV 4" (6' SKIP-2' DASH, WHITE) (70300904)

- PAVEMENT MARKING TAPE, TYPE IV 12" (CHEVRONS, WHITE) (70300912)
 - PAVEMENT MARKING TAPE, TYPE IV 8" (SOLID, WHITE) (70300908)
- NOTE:
MOT PLANS SHOW TRAFFIC IN POST-OPERATIONS CONFIGURATION. PLEASE REFER TO MOT TYPICAL SECTIONS AND ILLINOIS TOLLWAY STANDARD E2 FOR 1 AND 2 LANE CLOSURES WHEN REQUIRED, AS DICTATED BY MOT TYPICAL SECTIONS.

KEY MAP



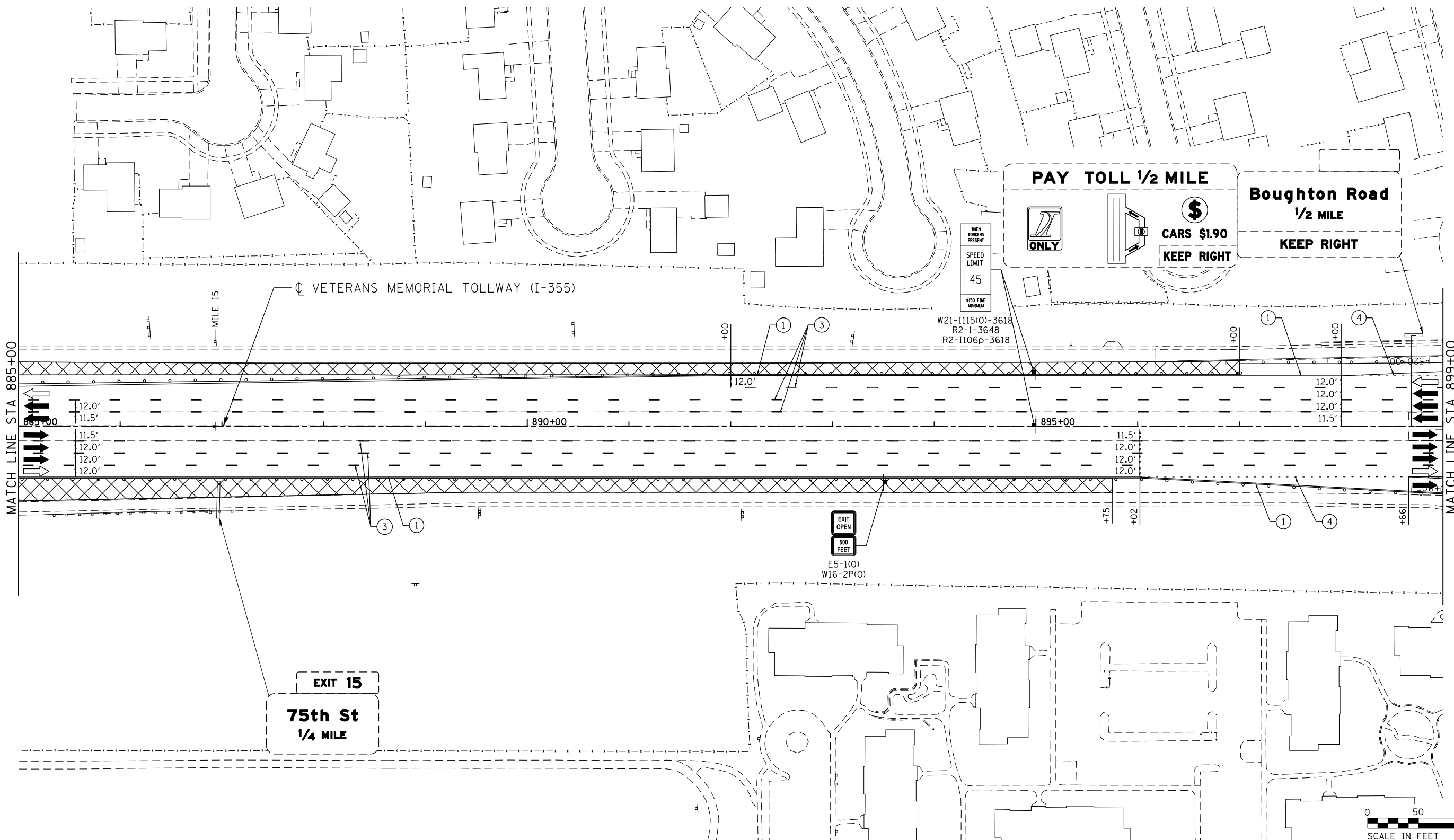
DRAWN BY MAL DATE 3/11/2018
 CHECKED BY MPV DATE 3/11/2018



REVISIONS		
NO.	DATE	DESCRIPTION

CONTRACT NO. RR-16-4255
 MOT STAGE 3
 STA 871+00 - STA 885+00

MOT-179
 DRAWING NO.
 230 OF 1517



P:\proj\pman01\primera\chicago\comp\PR001\Documents\01\Projects\2016\20161616_Veterans Memorial Tollway\Drawings\Current\Drawings\Files\4255\Civil\Sheet\4255-ahb-no13-REL015.dgn

MOT PLAN LEGEND:

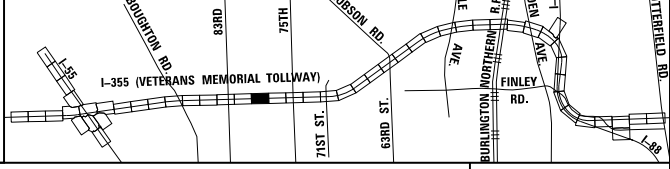
- CONSTRUCTION WORK ZONE
- PORT. CHANGEABLE MESSAGE SIGN
- DIRECTION OF TRAFFIC FLOW
- DIRECTION OF TRAFFIC FLOW, LANE CLOSED DURING OPERATIONS
- CONSTRUCTION SIGN

- TYPE II BARRICADES OR DRUMS WITH STEADY BURNING MONO-DIRECTIONAL LIGHT @ 50' CENTERS (25' CENTERS ALONG TAPERS AND RAMP)
- TYPE III BARRICADE WITH STEADY BURNING LIGHT
- ACCELERATED PCC PATCHING, CLASS B, 12 INCHES (JI442873, JI442874, JI442875, JI442894)
- EXISTING PAVEMENT MARKING
- WATERBLAST PAVEMENT MARKING REMOVAL WITH VACUUM RECOVERY (JT783005)

- PAVEMENT MARKING PLACED IN PREVIOUS STAGE
- PAVEMENT MARKING TAPE, TYPE IV 4" (SOLID, WHITE) (70300904)
- PAVEMENT MARKING TAPE, TYPE IV 4" (SOLID, YELLOW) (70300904)
- PAVEMENT MARKING TAPE, TYPE IV 4" (30' SKIP-10' DASH, WHITE) (70300904)
- PAVEMENT MARKING TAPE, TYPE IV 4" (6' SKIP-2' DASH, WHITE) (70300904)

- PAVEMENT MARKING TAPE, TYPE IV 12" (CHEVRONS, WHITE) (70300912)
 - PAVEMENT MARKING TAPE, TYPE IV 8" (SOLID, WHITE) (70300908)
- NOTE:
MOT PLANS SHOW TRAFFIC IN POST-OPERATIONS CONFIGURATION. PLEASE REFER TO MOT TYPICAL SECTIONS AND ILLINOIS TOLLWAY STANDARD E2 FOR 1 AND 2 LANE CLOSURES WHEN REQUIRED, AS DICTATED BY MOT TYPICAL SECTIONS.

KEY MAP



DRAWN BY MAL DATE 3/11/2018
 CHECKED BY MPV DATE 3/11/2018

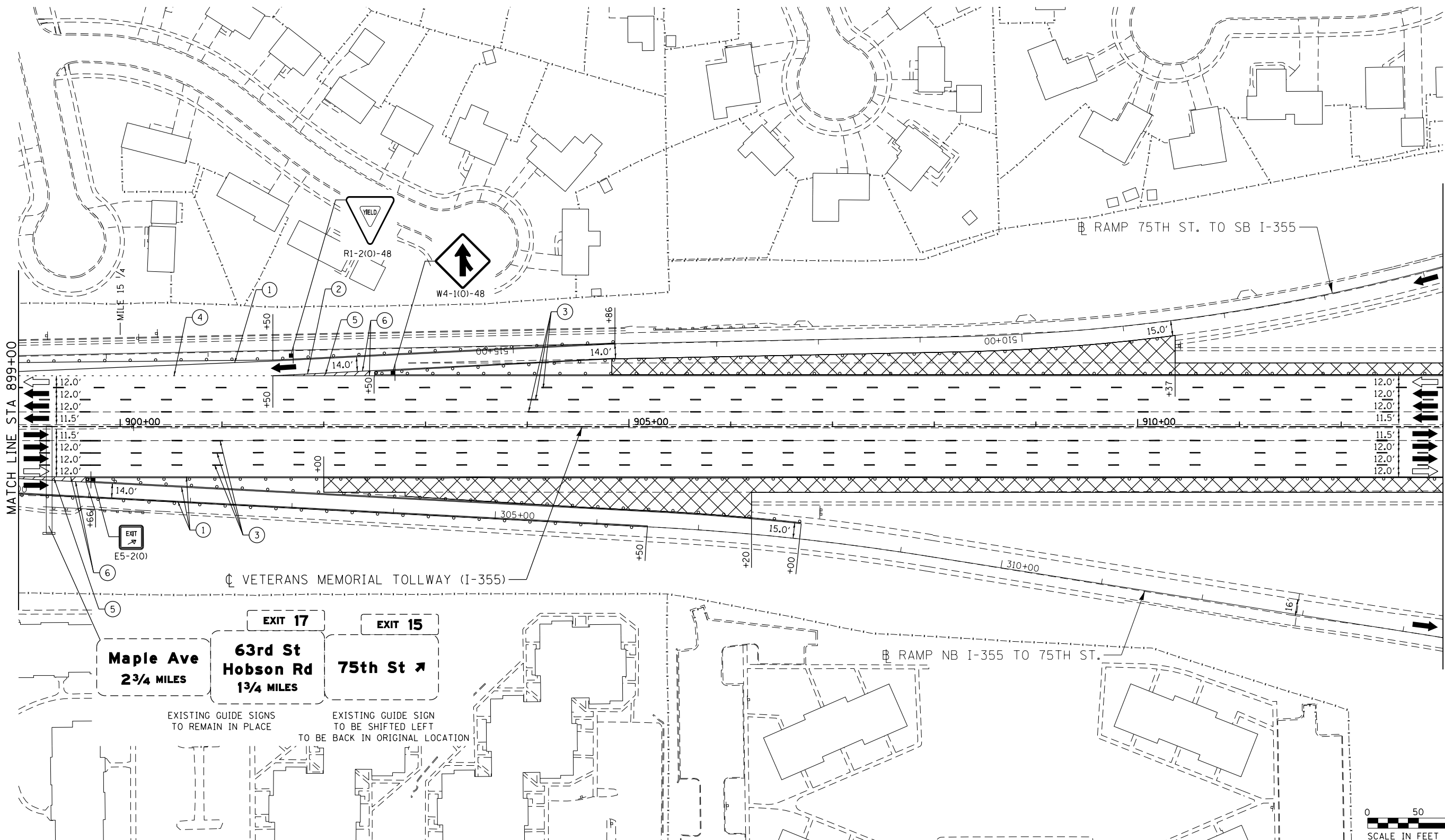


THE ILLINOIS STATE TOLL HIGHWAY AUTHORITY
 2700 OGDEN AVENUE
 DOWNERS GROVE,
 ILLINOIS 60515

REVISIONS	
NO.	DESCRIPTION

CONTRACT NO. RR-16-4255
 MOT STAGE 3
 STA 885+00 - STA 899+00

MOT-180
 DRAWING NO.
 231 OF 1517



MATCH LINE STA 899+00

MATCH LINE STA 913+00

VETERANS MEMORIAL TOLLWAY (I-355)

Maple Ave
2 3/4 MILES

EXIT 17
63rd St
Hobson Rd
1 3/4 MILES

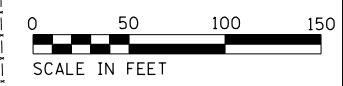
EXIT 15
75th St

EXISTING GUIDE SIGNS
TO REMAIN IN PLACE

EXISTING GUIDE SIGN
TO BE SHIFTED LEFT
TO BE BACK IN ORIGINAL LOCATION

RAMP NB I-355 TO 75TH ST.

RAMP 75TH ST. TO SB I-355



MOT PLAN LEGEND:

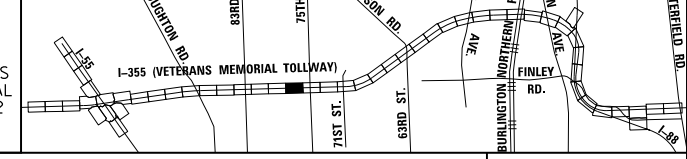
- CONSTRUCTION WORK ZONE
- PORT. CHANGEABLE MESSAGE SIGN
- DIRECTION OF TRAFFIC FLOW
- DIRECTION OF TRAFFIC FLOW, LANE CLOSED DURING OPERATIONS
- CONSTRUCTION SIGN

- TYPE II BARRICADES OR DRUMS WITH STEADY BURNING MONO-DIRECTIONAL LIGHT @ 50' CENTERS (25' CENTERS ALONG TAPERS AND RAMPS)
- TYPE III BARRICADE WITH STEADY BURNING LIGHT
- ACCELERATED PCC PATCHING, CLASS B, 12 INCHES (JI442873, JI442874, JI442875, JI442894)
- EXISTING PAVEMENT MARKING
- WATERBLAST PAVEMENT MARKING REMOVAL WITH VACUUM RECOVERY (JT783005)

- PAVEMENT MARKING PLACED IN PREVIOUS STAGE
- PAVEMENT MARKING TAPE, TYPE IV 4" (SOLID, WHITE) (70300904)
- PAVEMENT MARKING TAPE, TYPE IV 4" (SOLID, YELLOW) (70300904)
- PAVEMENT MARKING TAPE, TYPE IV 4" (30' SKIP-10' DASH, WHITE) (70300904)
- PAVEMENT MARKING TAPE, TYPE IV 4" (6' SKIP-2' DASH, WHITE) (70300904)

- PAVEMENT MARKING TAPE, TYPE IV 12" (CHEVRONS, WHITE) (70300912)
 - PAVEMENT MARKING TAPE, TYPE IV 8" (SOLID, WHITE) (70300908)
- NOTE:
MOT PLANS SHOW TRAFFIC IN POST-OPERATIONS CONFIGURATION. PLEASE REFER TO MOT TYPICAL SECTIONS AND ILLINOIS TOLLWAY STANDARD E2 FOR 1 AND 2 LANE CLOSURES WHEN REQUIRED, AS DICTATED BY MOT TYPICAL SECTIONS.

KEY MAP

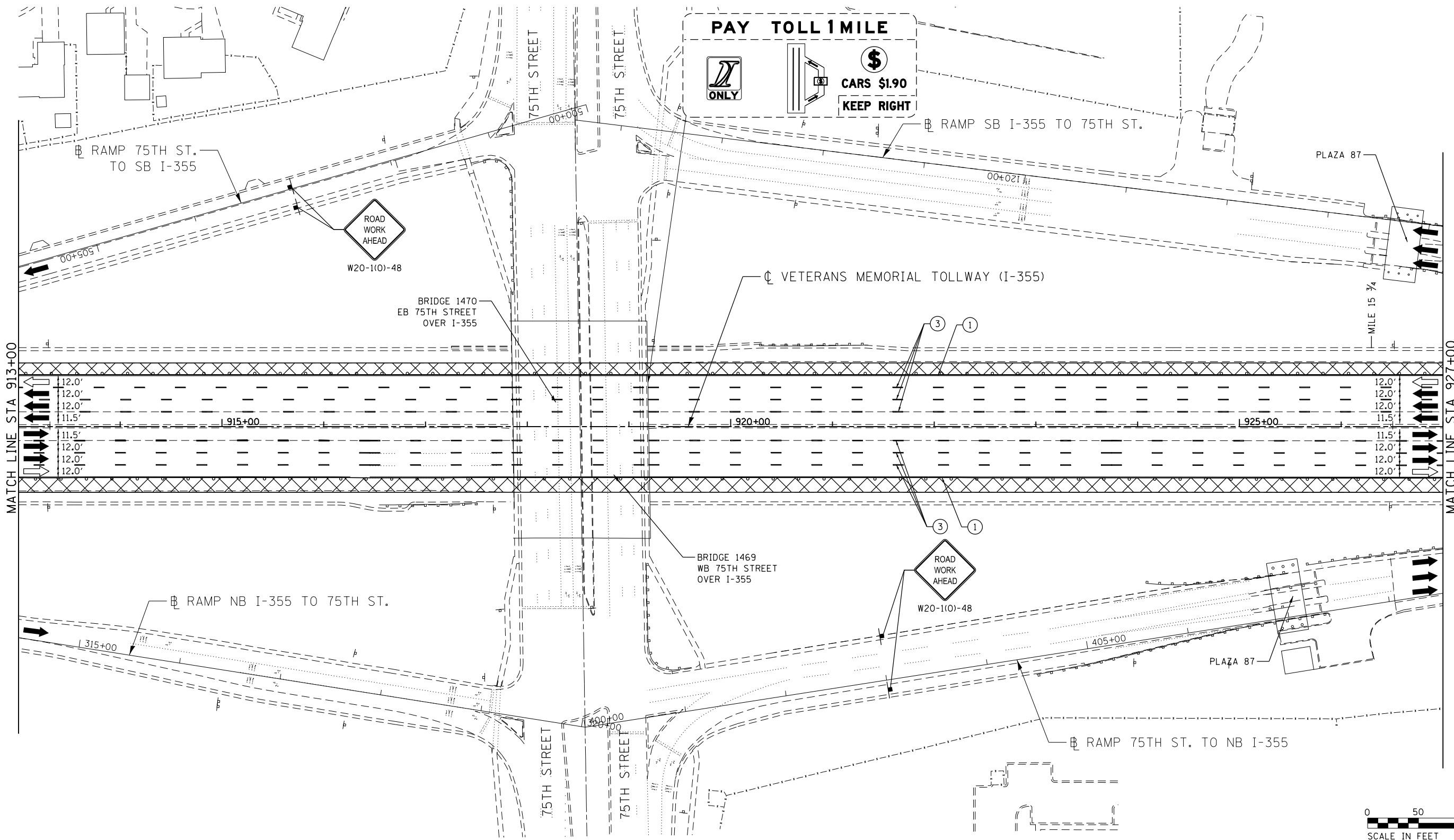


DRAWN BY MAL DATE 3/11/2018
CHECKED BY MPV DATE 3/11/2018



REVISIONS	
NO.	DESCRIPTION

CONTRACT NO. RR-16-4255
MOT STAGE 3
STA 899+00 - STA 913+00
MOT-181
DRAWING NO. 232 OF 1517



MATCH LINE STA 913+00

MATCH LINE STA 927+00



MOT PLAN LEGEND:

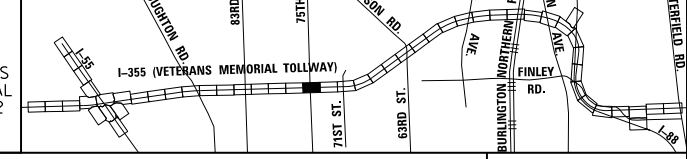
- CONSTRUCTION WORK ZONE
- PORT. CHANGEABLE MESSAGE SIGN
- DIRECTION OF TRAFFIC FLOW
- DIRECTION OF TRAFFIC FLOW, LANE CLOSED DURING OPERATIONS
- CONSTRUCTION SIGN

- TYPE II BARRICADES OR DRUMS WITH STEADY BURNING MONO-DIRECTIONAL LIGHT @ 50' CENTERS (25' CENTERS ALONG TAPERS AND RAMPS)
- TYPE III BARRICADE WITH STEADY BURNING LIGHT
- ACCELERATED PCC PATCHING, CLASS B, 12 INCHES (JI442873, JI442874, JI442875, JI442894)
- EXISTING PAVEMENT MARKING
- WATERBLAST PAVEMENT MARKING REMOVAL WITH VACUUM RECOVERY (JT783005)

- PAVEMENT MARKING PLACED IN PREVIOUS STAGE
- PAVEMENT MARKING TAPE, TYPE IV 4" (SOLID, WHITE) (70300904)
- PAVEMENT MARKING TAPE, TYPE IV 4" (SOLID, YELLOW) (70300904)
- PAVEMENT MARKING TAPE, TYPE IV 4" (30' SKIP-10' DASH, WHITE) (70300904)
- PAVEMENT MARKING TAPE, TYPE IV 4" (6' SKIP-2' DASH, WHITE) (70300904)

- PAVEMENT MARKING TAPE, TYPE IV 12" (CHEVRONS, WHITE) (70300912)
 - PAVEMENT MARKING TAPE, TYPE IV 8" (SOLID, WHITE) (70300908)
- NOTE:
MOT PLANS SHOW TRAFFIC IN POST-OPERATIONS CONFIGURATION. PLEASE REFER TO MOT TYPICAL SECTIONS AND ILLINOIS TOLLWAY STANDARD E2 FOR 1 AND 2 LANE CLOSURES WHEN REQUIRED, AS DICTATED BY MOT TYPICAL SECTIONS.

KEY MAP



DRAWN BY MAL DATE 3/11/2018
 CHECKED BY MPV DATE 3/11/2018

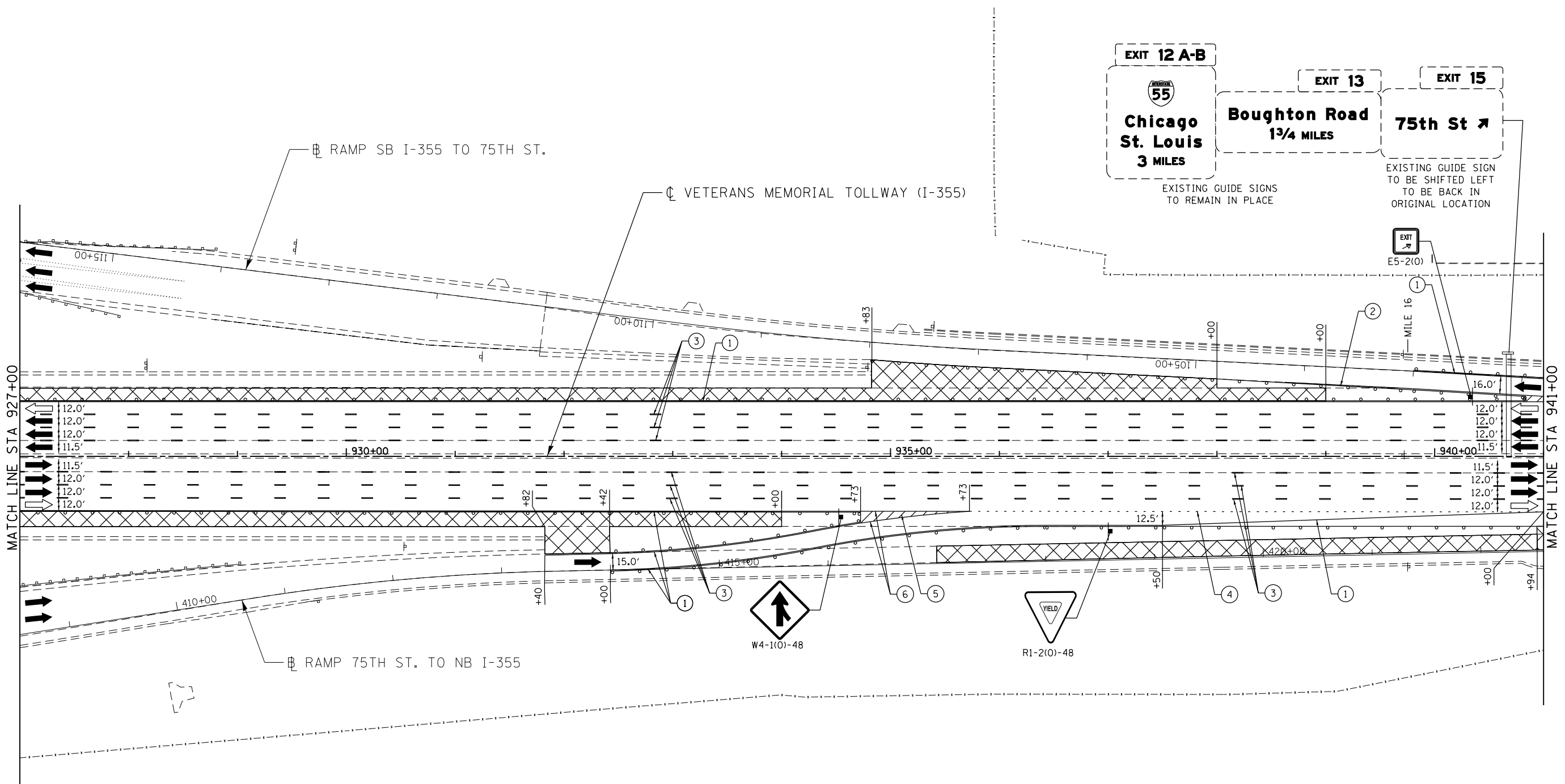
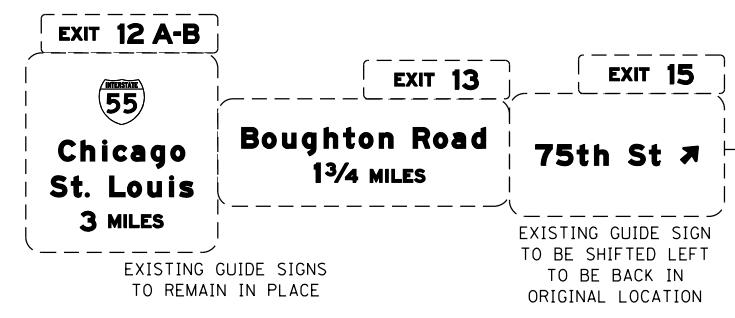


REVISIONS		
NO.	DATE	DESCRIPTION

CONTRACT NO. RR-16-4255
 MOT STAGE 3
 STA 913+00 - STA 927+00

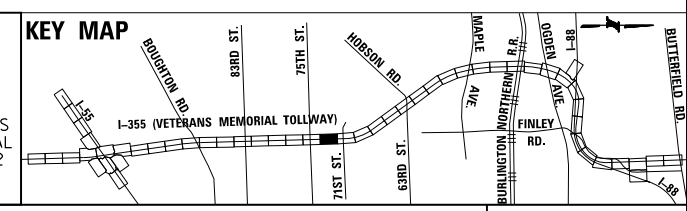
MOT-182
 DRAWING NO. 233 OF 1517

p:\projects\primera\chicago\p312\Documents\01\Projects\2016\20161616_Veterans Memorial Tollway\Drawings\Current Drawings\Files\4255\Civil\Sheet\4255-ah-1013-REL017.dgn



MOT PLAN LEGEND:		REVISIONS	
	CONSTRUCTION WORK ZONE	NO.	DATE
	PORT. CHANGEABLE MESSAGE SIGN		DESCRIPTION
	DIRECTION OF TRAFFIC FLOW		
	DIRECTION OF TRAFFIC FLOW, LANE CLOSED DURING OPERATIONS		
	CONSTRUCTION SIGN		
	TYPE II BARRICADES OR DRUMS WITH STEADY BURNING MONO-DIRECTIONAL LIGHT @ 50' CENTERS (25' CENTERS ALONG TAPERS AND RAMP)		
	TYPE III BARRICADE WITH STEADY BURNING LIGHT		
	ACCELERATED PCC PATCHING, CLASS B, 12 INCHES (JI442873, JI442874, JI442875, JI442894)		
	EXISTING PAVEMENT MARKING		
	WATERBLAST PAVEMENT MARKING REMOVAL WITH VACUUM RECOVERY (JT783005)		
	PAVEMENT MARKING PLACED IN PREVIOUS STAGE		
	PAVEMENT MARKING TAPE, TYPE IV 4" (SOLID, WHITE) (70300904)		
	PAVEMENT MARKING TAPE, TYPE IV 4" (SOLID, YELLOW) (70300904)		
	PAVEMENT MARKING TAPE, TYPE IV 4" (30' SKIP-10' DASH, WHITE) (70300904)		
	PAVEMENT MARKING TAPE, TYPE IV 4" (6' SKIP-2' DASH, WHITE) (70300904)		
	PAVEMENT MARKING TAPE, TYPE IV 12" (CHEVRONS, WHITE) (70300912)		
	PAVEMENT MARKING TAPE, TYPE IV 8" (SOLID, WHITE) (70300908)		

NOTE:
MOT PLANS SHOW TRAFFIC IN POST-OPERATIONS CONFIGURATION. PLEASE REFER TO MOT TYPICAL SECTIONS AND ILLINOIS TOLLWAY STANDARD E2 FOR 1 AND 2 LANE CLOSURES WHEN REQUIRED, AS DICTATED BY MOT TYPICAL SECTIONS.



P:\proj\p01\primera\chicago\comp\PRCD\Documents\01\Projects\2016\20161616-Veterans Memorial Tollway\Drawings\Current\Drawings\Files\4255\Civil\Sheet\4255-ahb-mot3-REL018.dgn

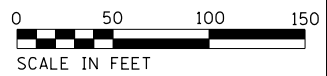
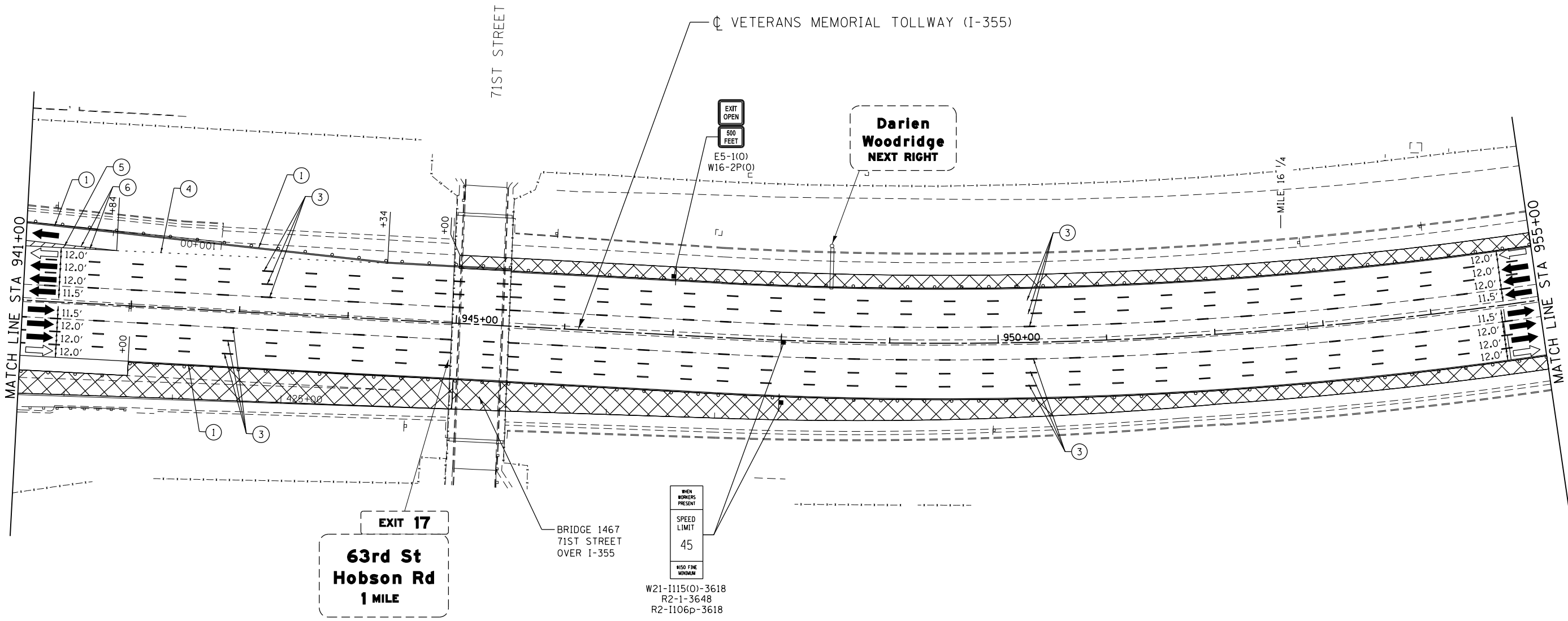
DRAWN BY MAL DATE 3/11/2018
 CHECKED BY MPV DATE 3/11/2018



REVISIONS	
NO.	DATE

CONTRACT NO. RR-16-4255
 MOT STAGE 3
 STA 927+00 - STA 941+00

MOT-183
 DRAWING NO. 234 OF 1517



MOT PLAN LEGEND:

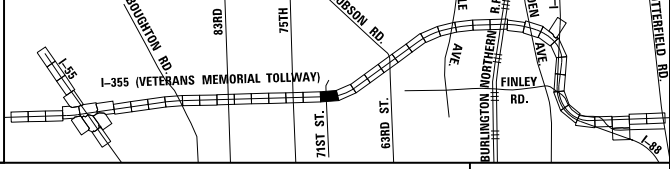
- CONSTRUCTION WORK ZONE
- PORT. CHANGEABLE MESSAGE SIGN
- DIRECTION OF TRAFFIC FLOW
- DIRECTION OF TRAFFIC FLOW, LANE CLOSED DURING OPERATIONS
- CONSTRUCTION SIGN

- TYPE II BARRICADES OR DRUMS WITH STEADY BURNING MONO-DIRECTIONAL LIGHT @ 50' CENTERS (25' CENTERS ALONG TAPERS AND RAMPS)
- TYPE III BARRICADE WITH STEADY BURNING LIGHT
- ACCELERATED PCC PATCHING, CLASS B, 12 INCHES (JI442873, JI442874, JI442875, JI442894)
- EXISTING PAVEMENT MARKING
- WATERBLAST PAVEMENT MARKING REMOVAL WITH VACUUM RECOVERY (JT783005)

- PAVEMENT MARKING PLACED IN PREVIOUS STAGE
- PAVEMENT MARKING TAPE, TYPE IV 4" (SOLID, WHITE) (70300904)
- PAVEMENT MARKING TAPE, TYPE IV 4" (SOLID, YELLOW) (70300904)
- PAVEMENT MARKING TAPE, TYPE IV 4" (30' SKIP-10' DASH, WHITE) (70300904)
- PAVEMENT MARKING TAPE, TYPE IV 4" (6' SKIP-2' DASH, WHITE) (70300904)

- PAVEMENT MARKING TAPE, TYPE IV 12" (CHEVRONS, WHITE) (70300912)
 - PAVEMENT MARKING TAPE, TYPE IV 8" (SOLID, WHITE) (70300908)
- NOTE:
MOT PLANS SHOW TRAFFIC IN POST-OPERATIONS CONFIGURATION. PLEASE REFER TO MOT TYPICAL SECTIONS AND ILLINOIS TOLLWAY STANDARD E2 FOR 1 AND 2 LANE CLOSURES WHEN REQUIRED, AS DICTATED BY MOT TYPICAL SECTIONS.

KEY MAP



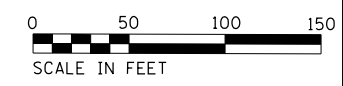
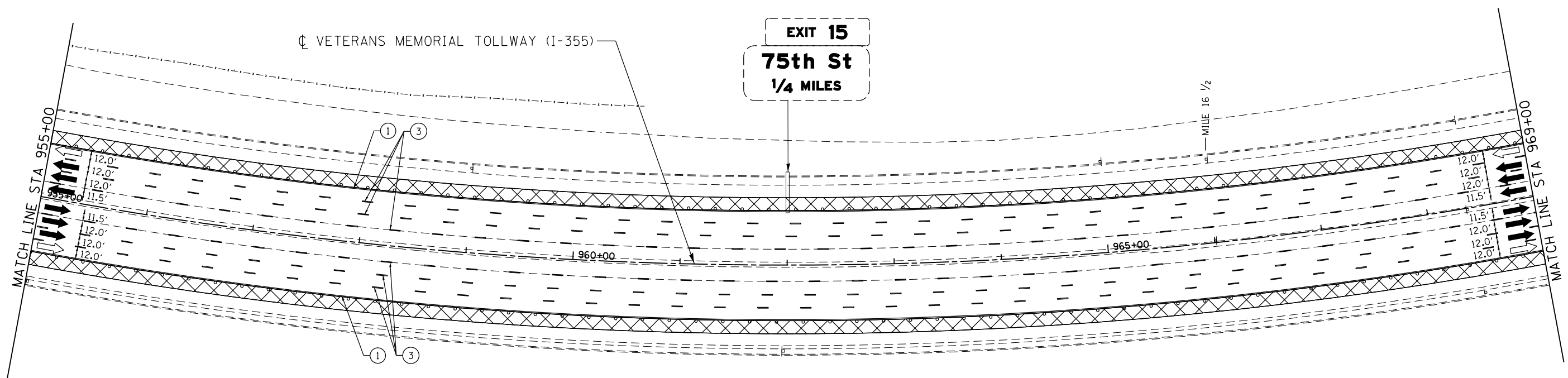
DRAWN BY MAL DATE 3/11/2018
 CHECKED BY MPV DATE 3/11/2018



REVISIONS		
NO.	DATE	DESCRIPTION

CONTRACT NO. RR-16-4255
 MOT STAGE 3
 STA 941+00 - STA 955+00

MOT-184
 DRAWING NO.
 235 OF 1517



MOT PLAN LEGEND:

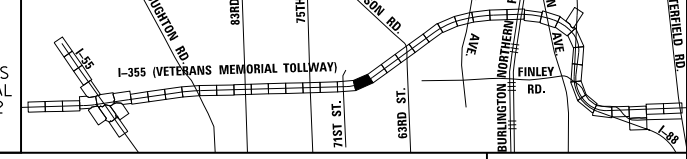
- CONSTRUCTION WORK ZONE
- PORT. CHANGEABLE MESSAGE SIGN
- DIRECTION OF TRAFFIC FLOW
- DIRECTION OF TRAFFIC FLOW, LANE CLOSED DURING OPERATIONS
- CONSTRUCTION SIGN

- TYPE II BARRICADES OR DRUMS WITH STEADY BURNING MONO-DIRECTIONAL LIGHT @ 50' CENTERS (25' CENTERS ALONG TAPERS AND RAMPS)
- TYPE III BARRICADE WITH STEADY BURNING LIGHT
- ACCELERATED PCC PATCHING, CLASS B, 12 INCHES (JI442873, JI442874, JI442875, JI442894)
- EXISTING PAVEMENT MARKING
- WATERBLAST PAVEMENT MARKING REMOVAL WITH VACUUM RECOVERY (JT783005)

- PAVEMENT MARKING PLACED IN PREVIOUS STAGE
- PAVEMENT MARKING TAPE, TYPE IV 4" (SOLID, WHITE) (70300904)
- PAVEMENT MARKING TAPE, TYPE IV 4" (SOLID, YELLOW) (70300904)
- PAVEMENT MARKING TAPE, TYPE IV 4" (30' SKIP-10' DASH, WHITE) (70300904)
- PAVEMENT MARKING TAPE, TYPE IV 4" (6' SKIP-2' DASH, WHITE) (70300904)

- PAVEMENT MARKING TAPE, TYPE IV 12" (CHEVRONS, WHITE) (70300912)
 - PAVEMENT MARKING TAPE, TYPE IV 8" (SOLID, WHITE) (70300908)
- NOTE:
MOT PLANS SHOW TRAFFIC IN POST-OPERATIONS CONFIGURATION. PLEASE REFER TO MOT TYPICAL SECTIONS AND ILLINOIS TOLLWAY STANDARD E2 FOR 1 AND 2 LANE CLOSURES WHEN REQUIRED, AS DICTATED BY MOT TYPICAL SECTIONS.

KEY MAP



DRAWN BY MAL DATE 3/11/2018
 CHECKED BY MPV DATE 3/11/2018

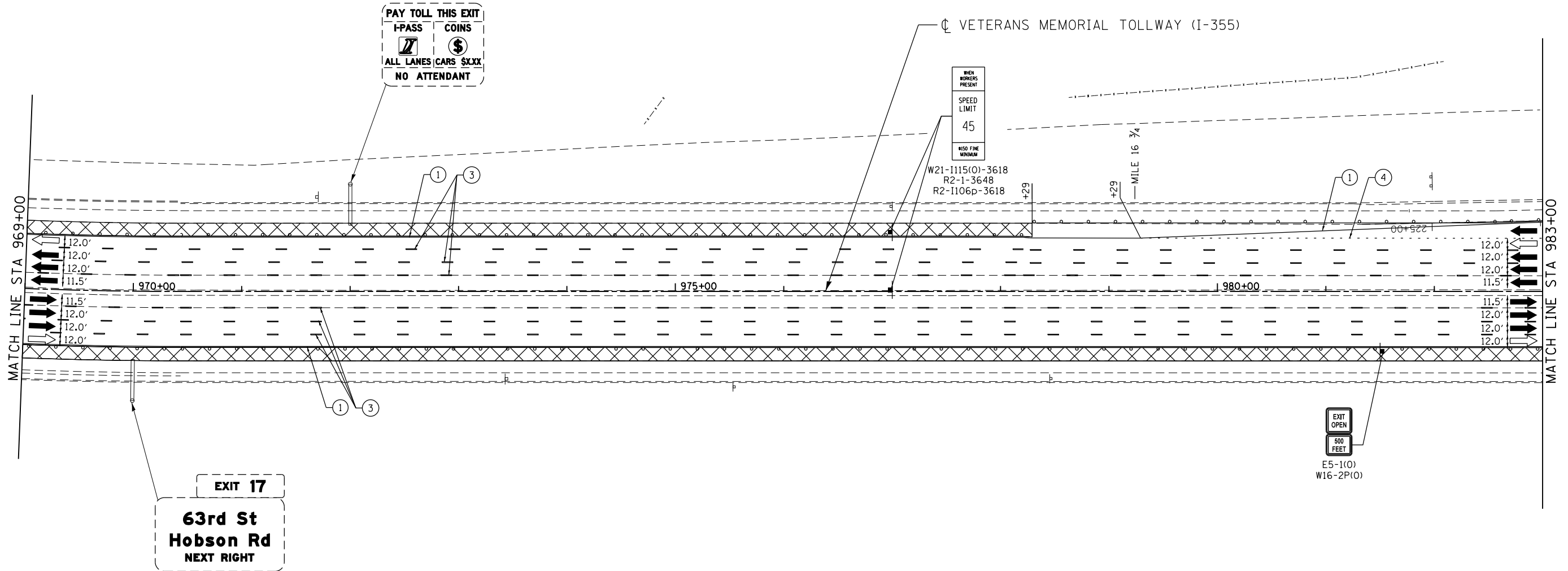


REVISIONS		
NO.	DATE	DESCRIPTION

CONTRACT NO. RR-16-4255
 MOT STAGE 3
 STA 955+00 - STA 969+00

MOT-185
 DRAWING NO. 236 OF 1517

P:\proj\p001\primera\chicago\comp\PR001\Documents\01\Projects\2016\20161616_Veterans Memorial Tollway\Drawings\Current Drawings\Files\4255\Civil\Sheet\4255-ah1-no13-REL028.dgn



MOT PLAN LEGEND:

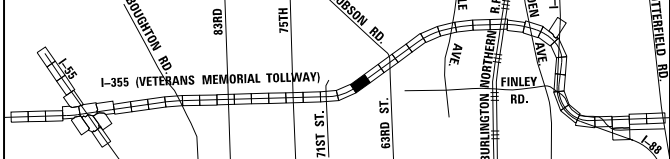
- CONSTRUCTION WORK ZONE
- PORT. CHANGEABLE MESSAGE SIGN
- DIRECTION OF TRAFFIC FLOW
- DIRECTION OF TRAFFIC FLOW, LANE CLOSED DURING OPERATIONS
- CONSTRUCTION SIGN

- TYPE II BARRICADES OR DRUMS WITH STEADY BURNING MONO-DIRECTIONAL LIGHT @ 50' CENTERS (25' CENTERS ALONG TAPERS AND RAMPS)
- TYPE III BARRICADE WITH STEADY BURNING LIGHT
- ACCELERATED PCC PATCHING, CLASS B, 12 INCHES (JI442873, JI442874, JI442875, JI442894)
- EXISTING PAVEMENT MARKING
- WATERBLAST PAVEMENT MARKING REMOVAL WITH VACUUM RECOVERY (JT783005)

- PAVEMENT MARKING PLACED IN PREVIOUS STAGE
- PAVEMENT MARKING TAPE, TYPE IV 4" (SOLID, WHITE) (70300904)
- PAVEMENT MARKING TAPE, TYPE IV 4" (SOLID, YELLOW) (70300904)
- PAVEMENT MARKING TAPE, TYPE IV 4" (30' SKIP-10' DASH, WHITE) (70300904)
- PAVEMENT MARKING TAPE, TYPE IV 4" (6' SKIP-2' DASH, WHITE) (70300904)

- PAVEMENT MARKING TAPE, TYPE IV 12" (CHEVRONS, WHITE) (70300912)
 - PAVEMENT MARKING TAPE, TYPE IV 8" (SOLID, WHITE) (70300908)
- NOTE:
MOT PLANS SHOW TRAFFIC IN POST-OPERATIONS CONFIGURATION. PLEASE REFER TO MOT TYPICAL SECTIONS AND ILLINOIS TOLLWAY STANDARD E2 FOR 1 AND 2 LANE CLOSURES WHEN REQUIRED, AS DICTATED BY MOT TYPICAL SECTIONS.

KEY MAP



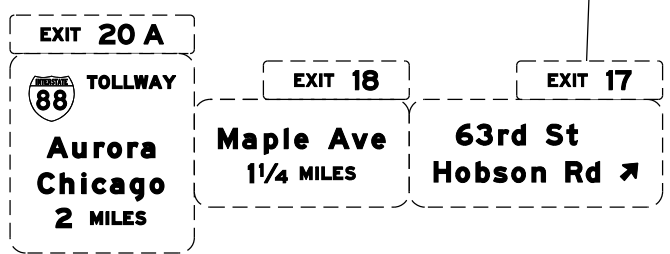
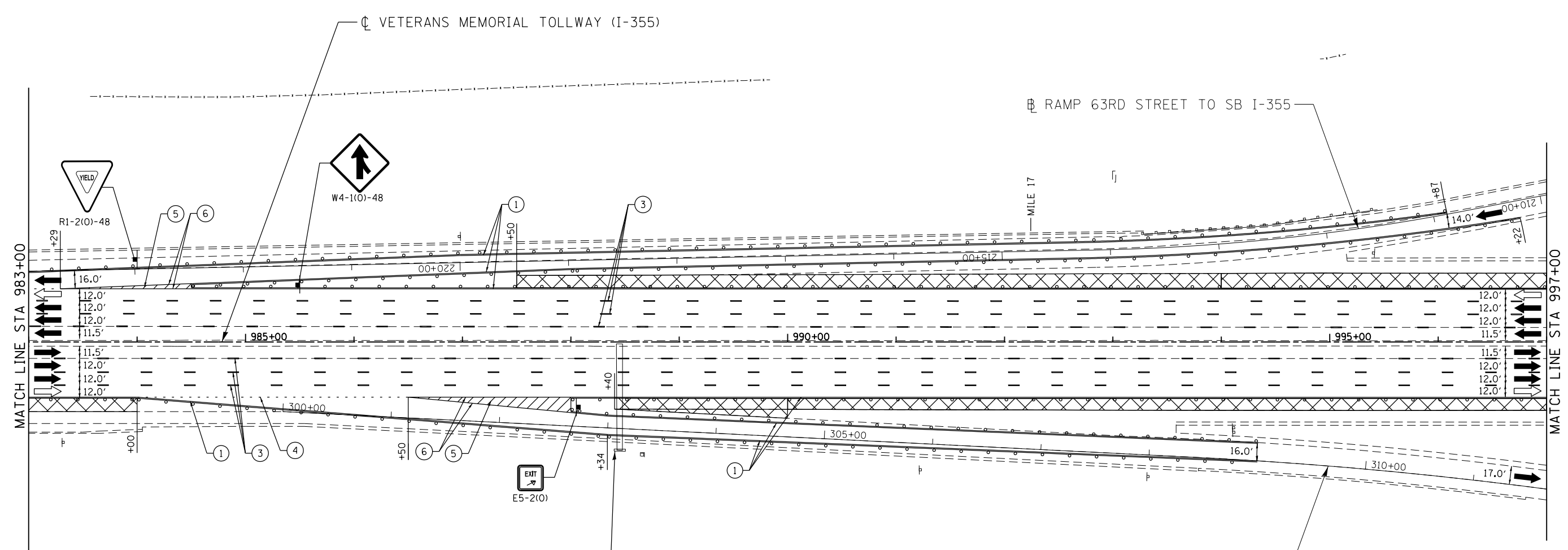

DRAWN BY MAL DATE 3/11/2018
 CHECKED BY MPV DATE 3/11/2018



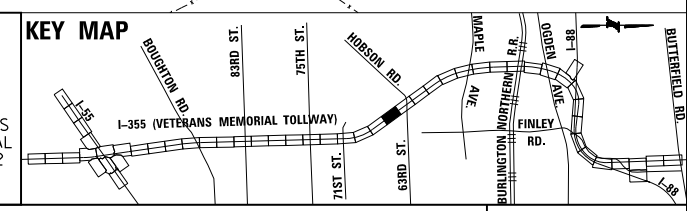
REVISIONS		
NO.	DATE	DESCRIPTION

CONTRACT NO. RR-16-4255
 MOT STAGE 3
 STA 969+00 - STA 983+00

MOT-186
 DRAWING NO.
 237 OF 1517



MOT PLAN LEGEND:		REVISIONS	
	CONSTRUCTION WORK ZONE	NO.	DATE
	PORT. CHANGEABLE MESSAGE SIGN		
	DIRECTION OF TRAFFIC FLOW		
	DIRECTION OF TRAFFIC FLOW, LANE CLOSED DURING OPERATIONS		
	CONSTRUCTION SIGN		
	TYPE II BARRICADES OR DRUMS WITH STEADY BURNING MONO-DIRECTIONAL LIGHT @ 50' CENTERS (25' CENTERS ALONG TAPERS AND RAMPS)	①	PAVEMENT MARKING TAPE, TYPE IV 4" (SOLID, WHITE) (70300904)
	TYPE III BARRICADE WITH STEADY BURNING LIGHT ACCELERATED PCC PATCHING, CLASS B, 12 INCHES (JI442873, JI442874, JI442875, JI442894)	②	PAVEMENT MARKING TAPE, TYPE IV 4" (SOLID, YELLOW) (70300904)
	EXISTING PAVEMENT MARKING	③	PAVEMENT MARKING TAPE, TYPE IV 4" (30' SKIP-10' DASH, WHITE) (70300904)
	WATERBLAST PAVEMENT MARKING REMOVAL WITH VACUUM RECOVERY (JT783005)	④	PAVEMENT MARKING TAPE, TYPE IV 4" (6' SKIP-2' DASH, WHITE) (70300904)
	PAVEMENT MARKING TAPE, TYPE IV 12" (CHEVRONS, WHITE) (70300912)	⑤	PAVEMENT MARKING TAPE, TYPE IV 8" (SOLID, WHITE) (70300908)
	PAVEMENT MARKING TAPE, TYPE IV 8" (SOLID, WHITE) (70300908)	⑥	



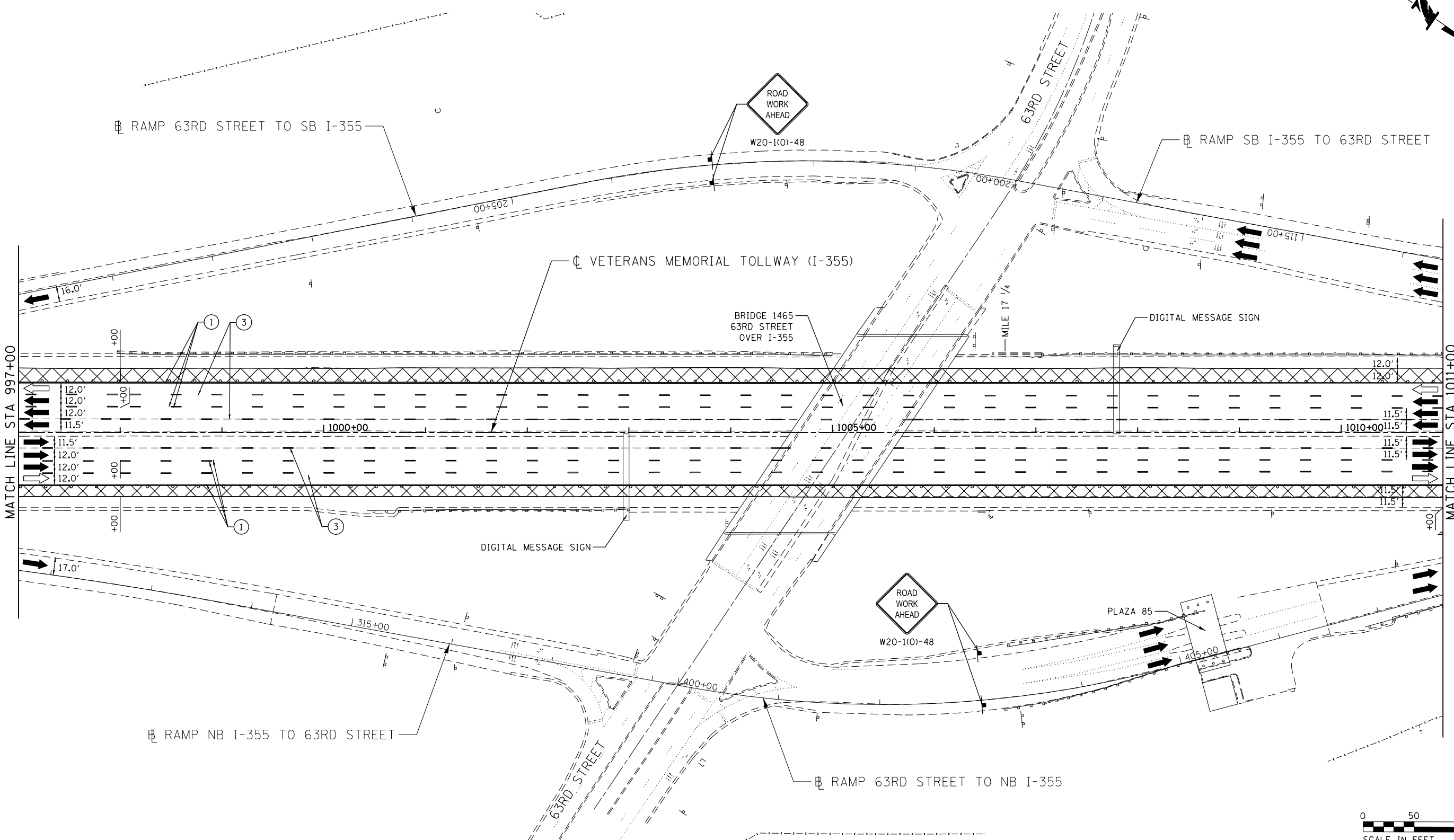

NOTE: MOT PLANS SHOW TRAFFIC IN POST-OPERATIONS CONFIGURATION. PLEASE REFER TO MOT TYPICAL SECTIONS AND ILLINOIS TOLLWAY STANDARD E2 FOR 1 AND 2 LANE CLOSURES WHEN REQUIRED, AS DICTATED BY MOT TYPICAL SECTIONS.

DRAWN BY MAL DATE 3/11/2018
 CHECKED BY MPV DATE 3/11/2018



REVISIONS	
NO.	DESCRIPTION

CONTRACT NO. RR-16-4255
 MOT STAGE 3
 STA 983+00 - STA 997+00
 MOT-187
 DRAWING NO. 238 OF 1517



MOT PLAN LEGEND:

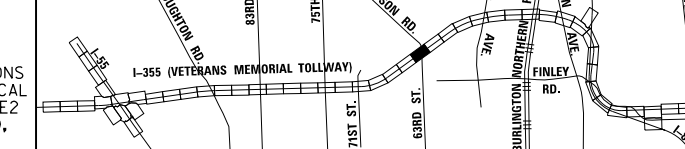
- CONSTRUCTION WORK ZONE
- PORT. CHANGEABLE MESSAGE SIGN
- DIRECTION OF TRAFFIC FLOW
- DIRECTION OF TRAFFIC FLOW, LANE CLOSED DURING OPERATIONS
- CONSTRUCTION SIGN

- TYPE II BARRICADES OR DRUMS WITH STEADY BURNING MONO-DIRECTIONAL LIGHT @ 50' CENTERS (25' CENTERS ALONG TAPERS AND RAMP)
- TYPE III BARRICADE WITH STEADY BURNING LIGHT
- ACCELERATED PCC PATCHING, CLASS B, 12 INCHES (JI442873, JI442874, JI442875, JI442894)
- EXISTING PAVEMENT MARKING
- WATERBLAST PAVEMENT MARKING REMOVAL WITH VACUUM RECOVERY (JT783005)

- PAVEMENT MARKING PLACED IN PREVIOUS STAGE
- PAVEMENT MARKING TAPE, TYPE IV 4" (SOLID, WHITE) (70300904)
- PAVEMENT MARKING TAPE, TYPE IV 4" (SOLID, YELLOW) (70300904)
- PAVEMENT MARKING TAPE, TYPE IV 4" (30' SKIP-10' DASH, WHITE) (70300904)
- PAVEMENT MARKING TAPE, TYPE IV 4" (6' SKIP-2' DASH, WHITE) (70300904)

- PAVEMENT MARKING TAPE, TYPE IV 12" (CHEVRONS, WHITE) (70300912)
 - PAVEMENT MARKING TAPE, TYPE IV 8" (SOLID, WHITE) (70300908)
- NOTE: MOT PLANS SHOW TRAFFIC IN POST-OPERATIONS CONFIGURATION. PLEASE REFER TO MOT TYPICAL SECTIONS AND ILLINOIS TOLLWAY STANDARD E2 FOR 1 AND 2 LANE CLOSURES WHEN REQUIRED, AS DICTATED BY MOT TYPICAL SECTIONS.

KEY MAP



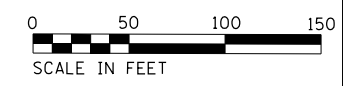
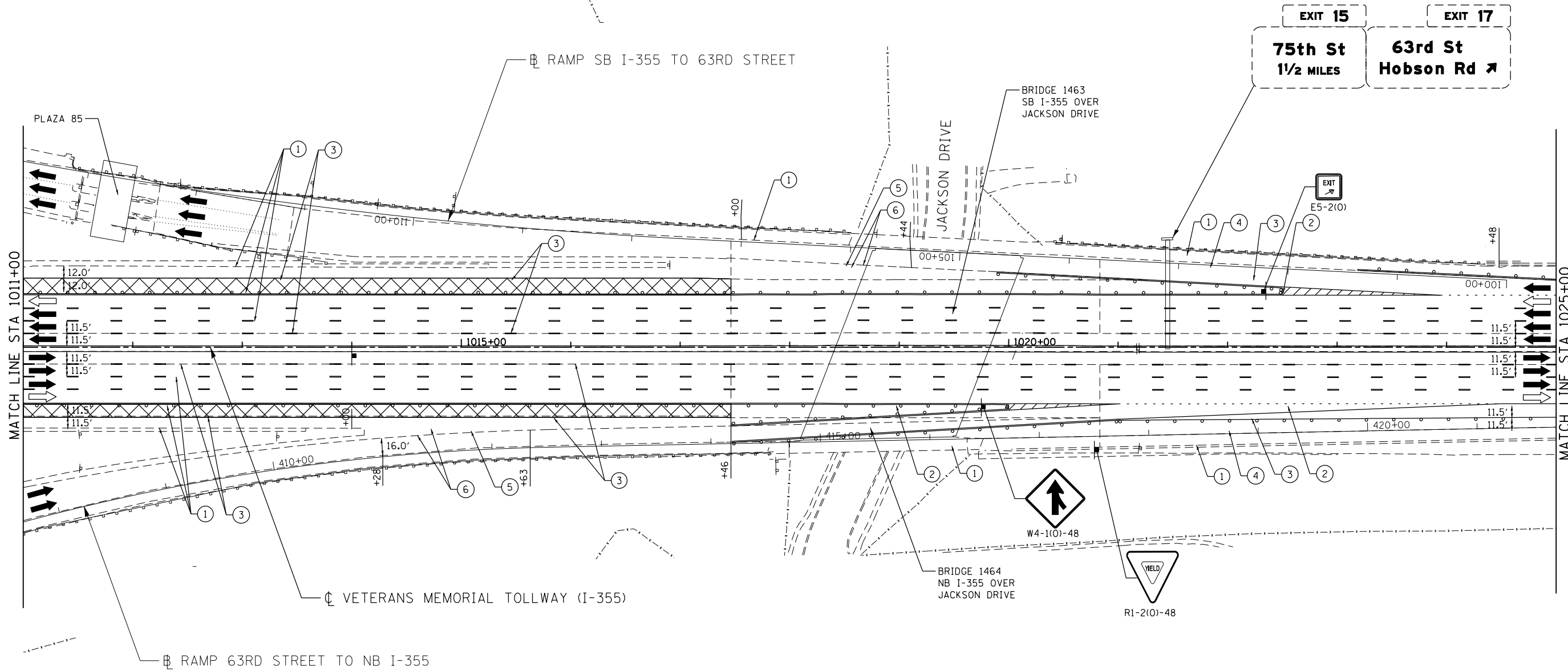

DRAWN BY MAL DATE 3/11/2018
 CHECKED BY MPV DATE 3/11/2018



REVISIONS	
NO.	DESCRIPTION

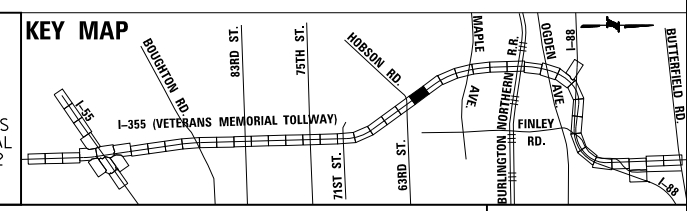
CONTRACT NO. RR-16-4255
 MOT STAGE 3
 STA 997+00 - STA 1011+00

MOT-188
 DRAWING NO.
 239 OF 1517



MOT PLAN LEGEND:		REVISIONS	
	CONSTRUCTION WORK ZONE	NO.	DATE
	PORT. CHANGEABLE MESSAGE SIGN		DESCRIPTION
	DIRECTION OF TRAFFIC FLOW		
	DIRECTION OF TRAFFIC FLOW, LANE CLOSED DURING OPERATIONS		
	CONSTRUCTION SIGN		
	TYPE II BARRICADES OR DRUMS WITH STEADY BURNING MONO-DIRECTIONAL LIGHT @ 50' CENTERS (25' CENTERS ALONG TAPERS AND RAMP)		
	TYPE III BARRICADE WITH STEADY BURNING LIGHT		
	ACCELERATED PCC PATCHING, CLASS B, 12 INCHES (JI442873, JI442874, JI442875, JI442894)		
	(A) EXISTING PAVEMENT MARKING		
	(B) WATERBLAST PAVEMENT MARKING REMOVAL WITH VACUUM RECOVERY (JT783005)		
	(1) PAVEMENT MARKING TAPE, TYPE IV 4" (SOLID, WHITE) (70300904)		
	(2) PAVEMENT MARKING TAPE, TYPE IV 4" (SOLID, YELLOW) (70300904)		
	(3) PAVEMENT MARKING TAPE, TYPE IV 4" (30' SKIP-10' DASH, WHITE) (70300904)		
	(4) PAVEMENT MARKING TAPE, TYPE IV 4" (6' SKIP-2' DASH, WHITE) (70300904)		
	(5) PAVEMENT MARKING TAPE, TYPE IV 12" (CHEVRONS, WHITE) (70300912)		
	(6) PAVEMENT MARKING TAPE, TYPE IV 8" (SOLID, WHITE) (70300908)		

NOTE:
MOT PLANS SHOW TRAFFIC IN POST-OPERATIONS CONFIGURATION. PLEASE REFER TO MOT TYPICAL SECTIONS AND ILLINOIS TOLLWAY STANDARD E2 FOR 1 AND 2 LANE CLOSURES WHEN REQUIRED, AS DICTATED BY MOT TYPICAL SECTIONS.



DRAWN BY MAL DATE 3/11/2018
CHECKED BY MPV DATE 3/11/2018

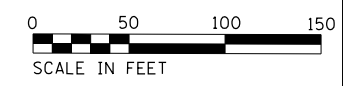
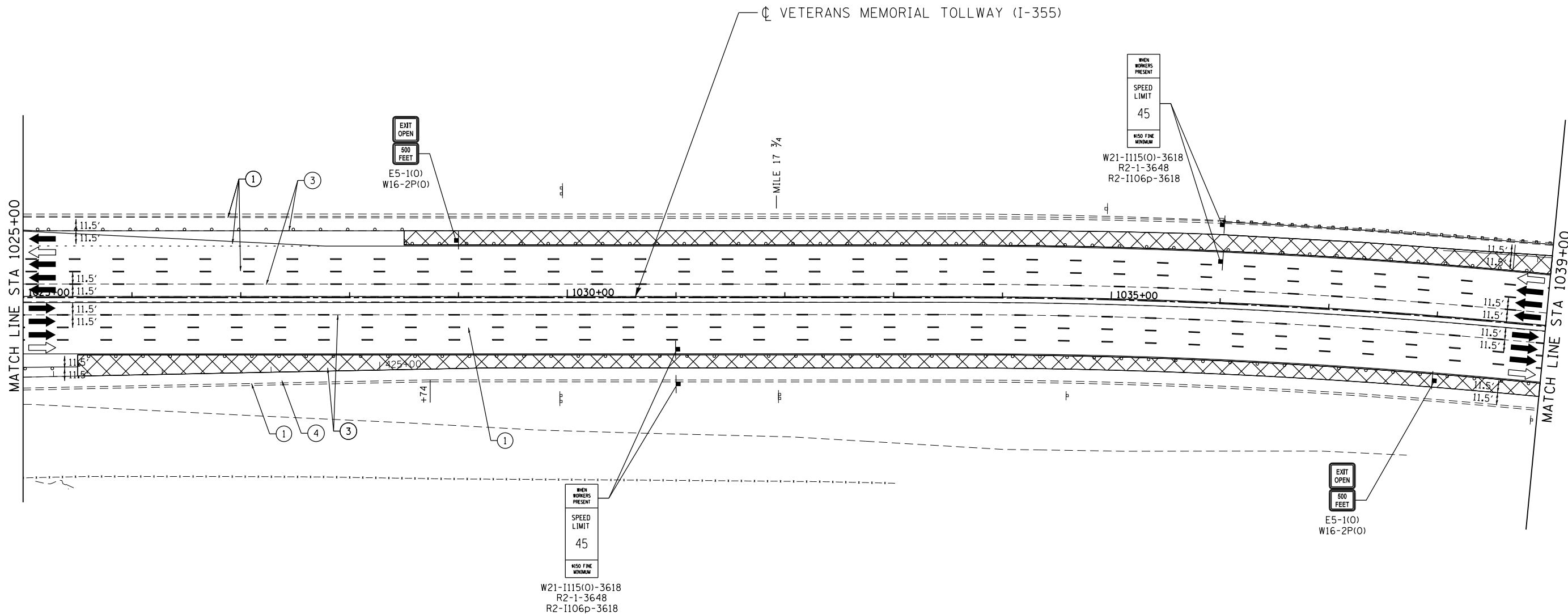



REVISIONS	
NO.	DATE

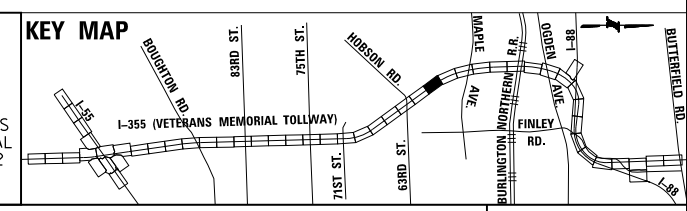
CONTRACT NO. RR-16-4255
MOT STAGE 3
STA 1011+00 - STA 1025+00

MOT-189
DRAWING NO. 240 OF 1517

P:\proj\pawm\01\primera\chicago\comp\PR001\Documents\01\Projects\2016\20161616-Veterans Memorial Tollway\Drawings\Current\Drawings\Files\4255\Civil\Sheet\4255-ahb-mot3-REL024.dgn



MOT PLAN LEGEND:			
	CONSTRUCTION WORK ZONE		TYPE II BARRICADES OR DRUMS WITH STEADY BURNING MONO-DIRECTIONAL LIGHT @ 50' CENTERS (25' CENTERS ALONG TAPERS AND RAMP)
	PORT. CHANGEABLE MESSAGE SIGN		TYPE III BARRICADE WITH STEADY BURNING LIGHT ACCELERATED PCC PATCHING, CLASS B, 12 INCHES (JI442873, JI442874, JI442875, JI442894)
	DIRECTION OF TRAFFIC FLOW		(A) EXISTING PAVEMENT MARKING
	DIRECTION OF TRAFFIC FLOW, LANE CLOSED DURING OPERATIONS		(B) WATERBLAST PAVEMENT MARKING REMOVAL WITH VACUUM RECOVERY (JT783005)
	CONSTRUCTION SIGN		(C) PAVEMENT MARKING PLACED IN PREVIOUS STAGE
			(2) PAVEMENT MARKING TAPE, TYPE IV 4" (SOLID, YELLOW) (70300904)
			(4) PAVEMENT MARKING TAPE, TYPE IV 4" (6' SKIP-2' DASH, WHITE) (70300904)
			(6) PAVEMENT MARKING TAPE, TYPE IV 8" (SOLID, WHITE) (70300908)



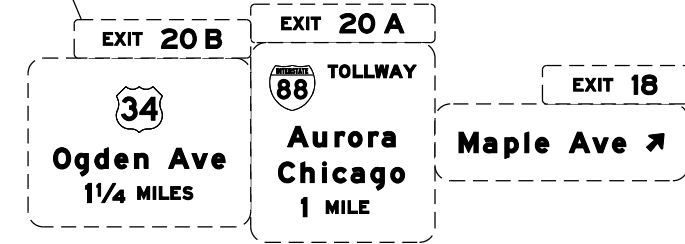
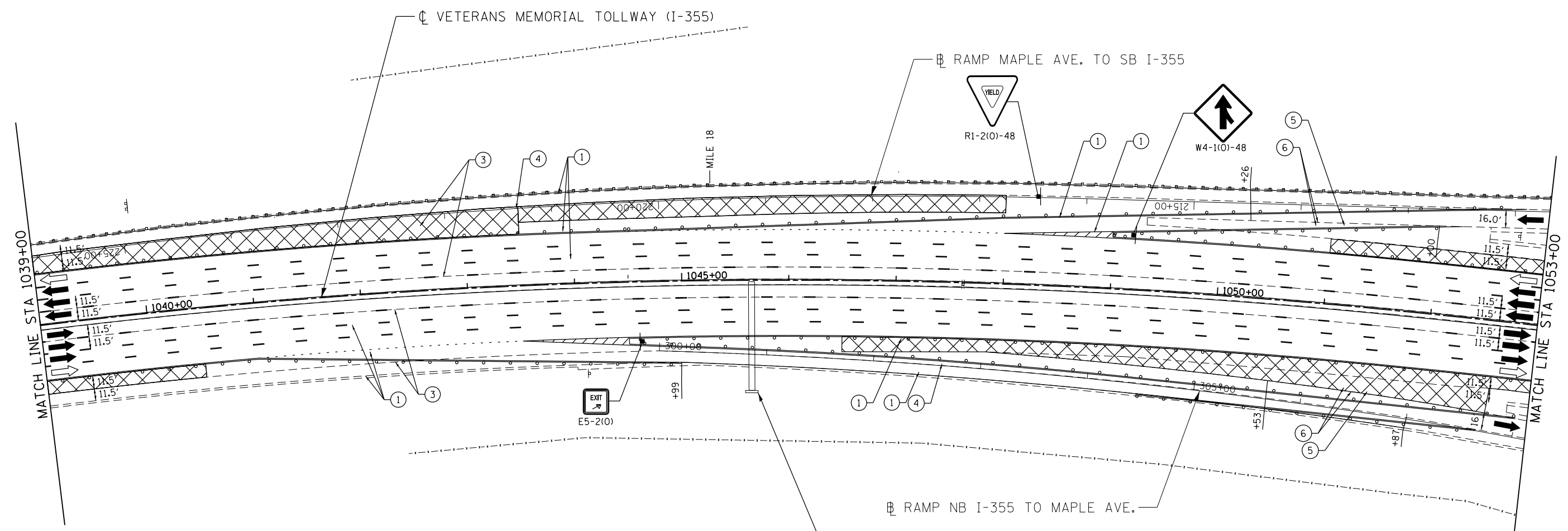
NOTE:
MOT PLANS SHOW TRAFFIC IN POST-OPERATIONS CONFIGURATION. PLEASE REFER TO MOT TYPICAL SECTIONS AND ILLINOIS TOLLWAY STANDARD E2 FOR 1 AND 2 LANE CLOSURES WHEN REQUIRED, AS DICTATED BY MOT TYPICAL SECTIONS.

DRAWN BY MAL DATE 3/11/2018
CHECKED BY MPV DATE 3/11/2018



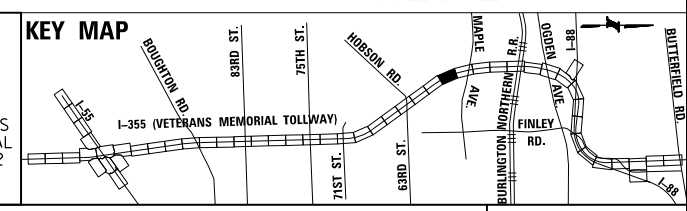
REVISIONS		
NO.	DATE	DESCRIPTION

CONTRACT NO. RR-16-4255
MOT STAGE 3
STA 1025+00 - STA 1039+00
MOT-190
DRAWING NO. 241 OF 1517



MOT PLAN LEGEND:		REVISIONS	
CONSTRUCTION WORK ZONE	TYPE II BARRICADES OR DRUMS WITH STEADY BURNING MONO-DIRECTIONAL LIGHT @ 50' CENTERS (25' CENTERS ALONG TAPERS AND RAMPS)	①	PAVEMENT MARKING PLACED IN PREVIOUS STAGE
PORT. CHANGEABLE MESSAGE SIGN	TYPE III BARRICADE WITH STEADY BURNING LIGHT ACCELERATED PCC PATCHING, CLASS B, 12 INCHES (JI442873, JI442874, JI442875, JI442894)	②	PAVEMENT MARKING TAPE, TYPE IV 4" (SOLID, WHITE) (70300904)
DIRECTION OF TRAFFIC FLOW	(A) EXISTING PAVEMENT MARKING	③	PAVEMENT MARKING TAPE, TYPE IV 4" (SOLID, YELLOW) (70300904)
DIRECTION OF TRAFFIC FLOW, LANE CLOSED DURING OPERATIONS	(B) WATERBLAST PAVEMENT MARKING REMOVAL WITH VACUUM RECOVERY (JT783005)	④	PAVEMENT MARKING TAPE, TYPE IV 4" (30' SKIP-10' DASH, WHITE) (70300904)
CONSTRUCTION SIGN		⑤	PAVEMENT MARKING TAPE, TYPE IV 4" (6' SKIP-2' DASH, WHITE) (70300904)
		⑥	PAVEMENT MARKING TAPE, TYPE IV 12" (CHEVRONS, WHITE) (70300912)
			PAVEMENT MARKING TAPE, TYPE IV 8" (SOLID, WHITE) (70300908)

NOTE: MOT PLANS SHOW TRAFFIC IN POST-OPERATIONS CONFIGURATION. PLEASE REFER TO MOT TYPICAL SECTIONS AND ILLINOIS TOLLWAY STANDARD E2 FOR 1 AND 2 LANE CLOSURES WHEN REQUIRED, AS DICTATED BY MOT TYPICAL SECTIONS.

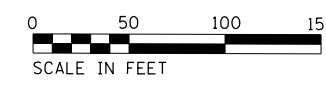
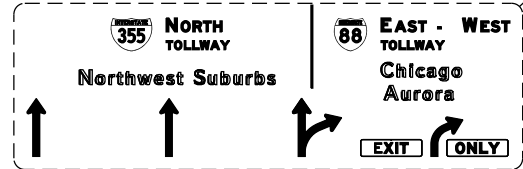
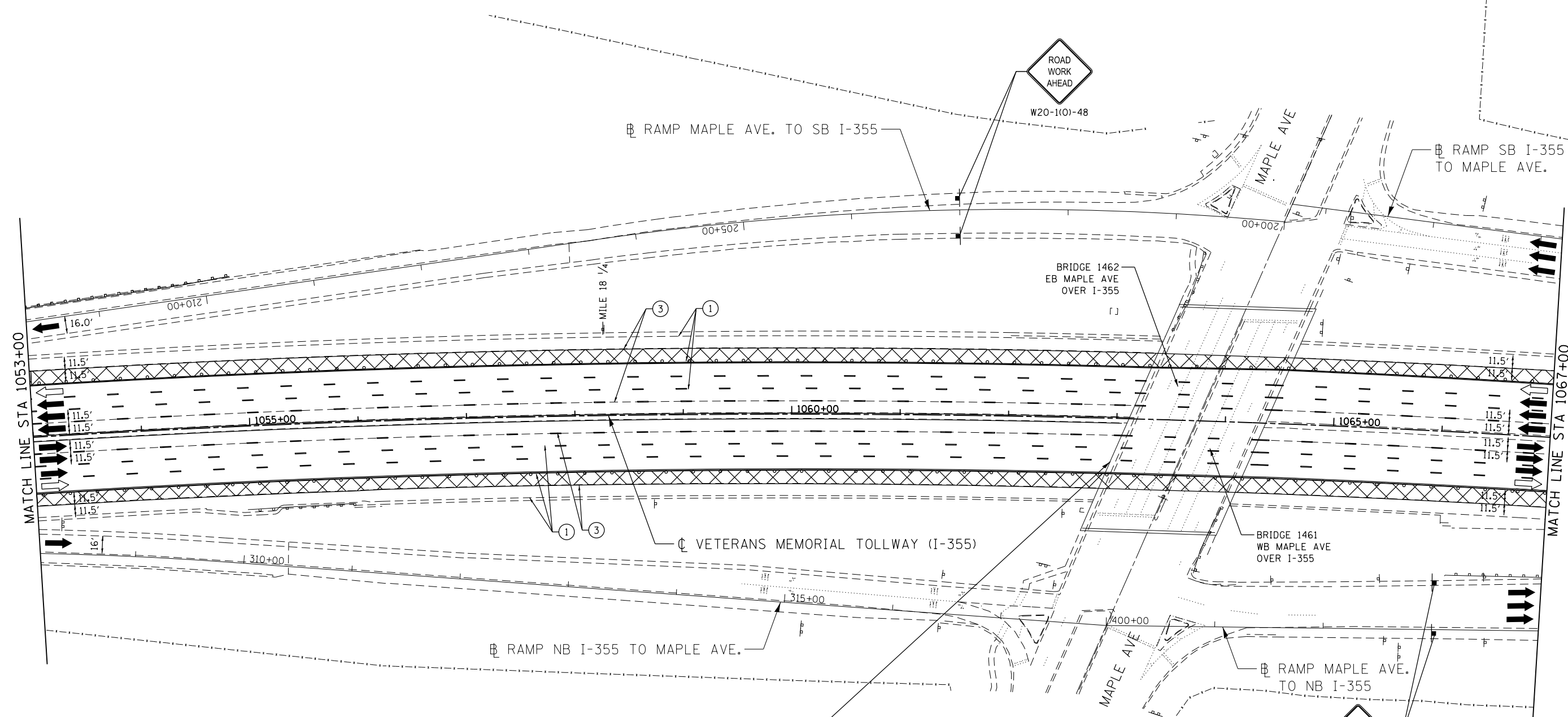


DRAWN BY MAL DATE 3/11/2018
 CHECKED BY MPV DATE 3/11/2018



NO.	DATE	DESCRIPTION

CONTRACT NO. RR-16-4255
 MOT STAGE 3
 STA 1039+00 - STA 1053+00
 MOT-191
 DRAWING NO. 242 OF 1517



MOT PLAN LEGEND:

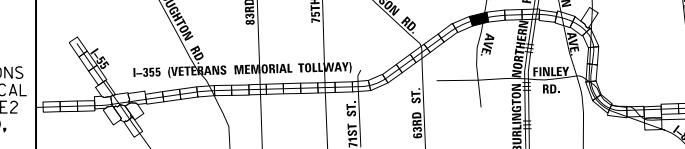
- CONSTRUCTION WORK ZONE
- PORT. CHANGEABLE MESSAGE SIGN
- DIRECTION OF TRAFFIC FLOW
- DIRECTION OF TRAFFIC FLOW, LANE CLOSED DURING OPERATIONS
- CONSTRUCTION SIGN

- TYPE II BARRICADES OR DRUMS WITH STEADY BURNING MONO-DIRECTIONAL LIGHT @ 50' CENTERS (25' CENTERS ALONG TAPERS AND RAMP)
- TYPE III BARRICADE WITH STEADY BURNING LIGHT
- ACCELERATED PCC PATCHING, CLASS B, 12 INCHES (JI442873, JI442874, JI442875, JI442894)
- EXISTING PAVEMENT MARKING
- WATERBLAST PAVEMENT MARKING REMOVAL WITH VACUUM RECOVERY (JT783005)

- PAVEMENT MARKING PLACED IN PREVIOUS STAGE
- PAVEMENT MARKING TAPE, TYPE IV 4" (SOLID, WHITE) (70300904)
- PAVEMENT MARKING TAPE, TYPE IV 4" (SOLID, YELLOW) (70300904)
- PAVEMENT MARKING TAPE, TYPE IV 4" (30' SKIP-10' DASH, WHITE) (70300904)
- PAVEMENT MARKING TAPE, TYPE IV 4" (6' SKIP-2' DASH, WHITE) (70300904)

- PAVEMENT MARKING TAPE, TYPE IV 12" (CHEVRONS, WHITE) (70300912)
 - PAVEMENT MARKING TAPE, TYPE IV 8" (SOLID, WHITE) (70300908)
- NOTE: MOT PLANS SHOW TRAFFIC IN POST-OPERATIONS CONFIGURATION. PLEASE REFER TO MOT TYPICAL SECTIONS AND ILLINOIS TOLLWAY STANDARD E2 FOR 1 AND 2 LANE CLOSURES WHEN REQUIRED, AS DICTATED BY MOT TYPICAL SECTIONS.

KEY MAP



DRAWN BY MAL DATE 3/11/2018
 CHECKED BY MPV DATE 3/11/2018

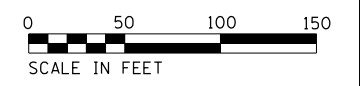
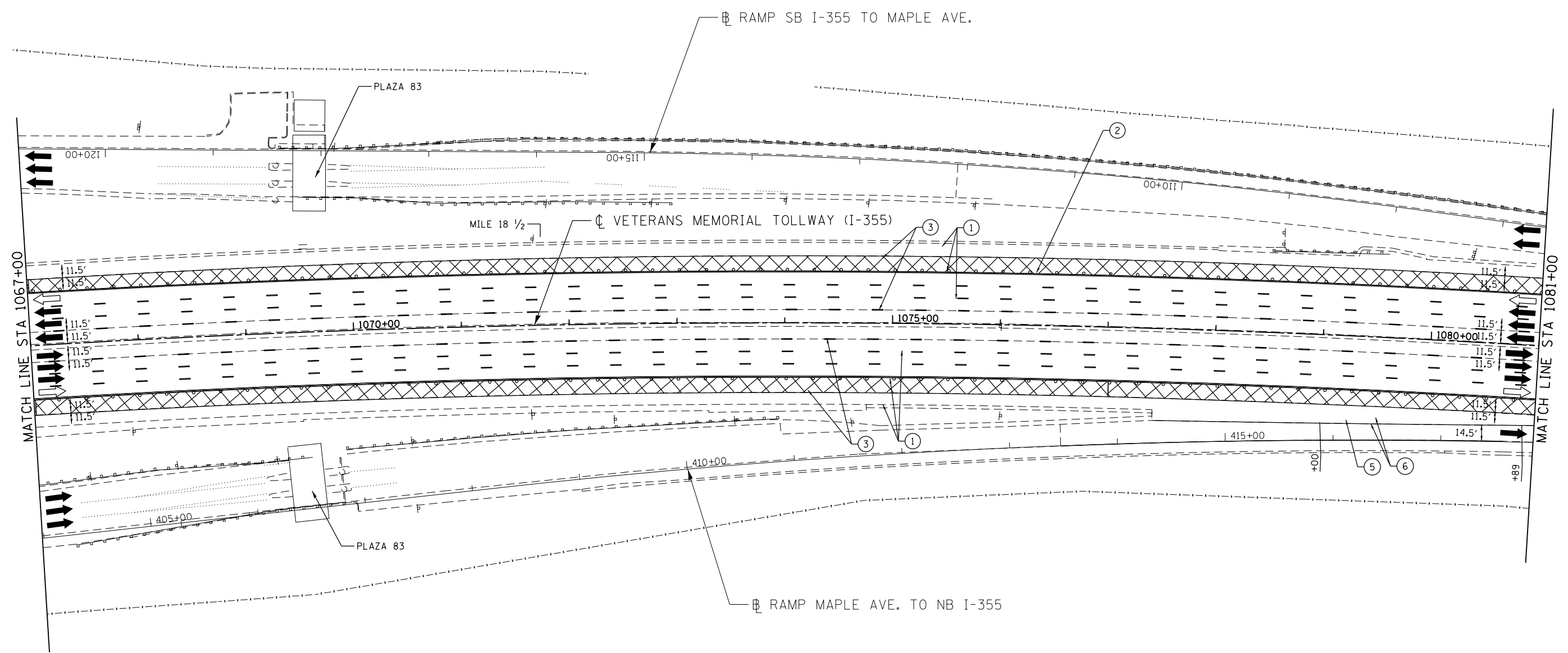


REVISIONS		
NO.	DATE	DESCRIPTION

CONTRACT NO. RR-16-4255
 MOT STAGE 3
 STA 1053+00 - STA 1067+00

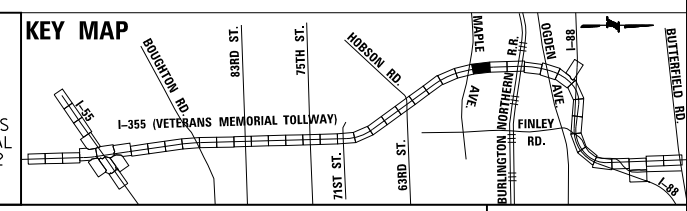
MOT-192
 DRAWING NO. 243 OF 1517

P:\proj\p01\primera\chicago\comp\PR001\Documents\01\Projects\2016\20161616-Veterans Memorial Tollway\Drawings\Current\Drawing Files\4255\Civil\Sheet\4255-ahb-no13-REL027.dgn



MOT PLAN LEGEND:		REVISIONS	
	CONSTRUCTION WORK ZONE	NO.	DATE
	PORT. CHANGEABLE MESSAGE SIGN		DESCRIPTION
	DIRECTION OF TRAFFIC FLOW		
	DIRECTION OF TRAFFIC FLOW, LANE CLOSED DURING OPERATIONS		
	CONSTRUCTION SIGN		
	TYPE II BARRICADES OR DRUMS WITH STEADY BURNING MONO-DIRECTIONAL LIGHT @ 50' CENTERS (25' CENTERS ALONG TAPERS AND RAMP)		
	TYPE III BARRICADE WITH STEADY BURNING LIGHT		
	ACCELERATED PCC PATCHING, CLASS B, 12 INCHES (JI442873, JI442874, JI442875, JI442894)		
	(A) EXISTING PAVEMENT MARKING		
	(B) WATERBLAST PAVEMENT MARKING REMOVAL WITH VACUUM RECOVERY (JT783005)		
	(C) PAVEMENT MARKING PLACED IN PREVIOUS STAGE		
	(1) PAVEMENT MARKING TAPE, TYPE IV 4" (SOLID, WHITE) (70300904)		
	(2) PAVEMENT MARKING TAPE, TYPE IV 4" (SOLID, YELLOW) (70300904)		
	(3) PAVEMENT MARKING TAPE, TYPE IV 4" (30' SKIP-10' DASH, WHITE) (70300904)		
	(4) PAVEMENT MARKING TAPE, TYPE IV 4" (6' SKIP-2' DASH, WHITE) (70300904)		
	(5) PAVEMENT MARKING TAPE, TYPE IV 12" (CHEVRONS, WHITE) (70300912)		
	(6) PAVEMENT MARKING TAPE, TYPE IV 8" (SOLID, WHITE) (70300908)		

NOTE:
MOT PLANS SHOW TRAFFIC IN POST-OPERATIONS CONFIGURATION. PLEASE REFER TO MOT TYPICAL SECTIONS AND ILLINOIS TOLLWAY STANDARD E2 FOR 1 AND 2 LANE CLOSURES WHEN REQUIRED, AS DICTATED BY MOT TYPICAL SECTIONS.



P:\proj\p16mwr01\primera\chicago\comp\PR00\Documents\01\Projects\2016\20161616_Veterans Memorial Tollway\Drawings\Current Drawings\Files\4255\Civil\Sheet\255-ah-1013-REL028.dgn

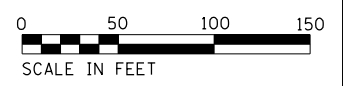
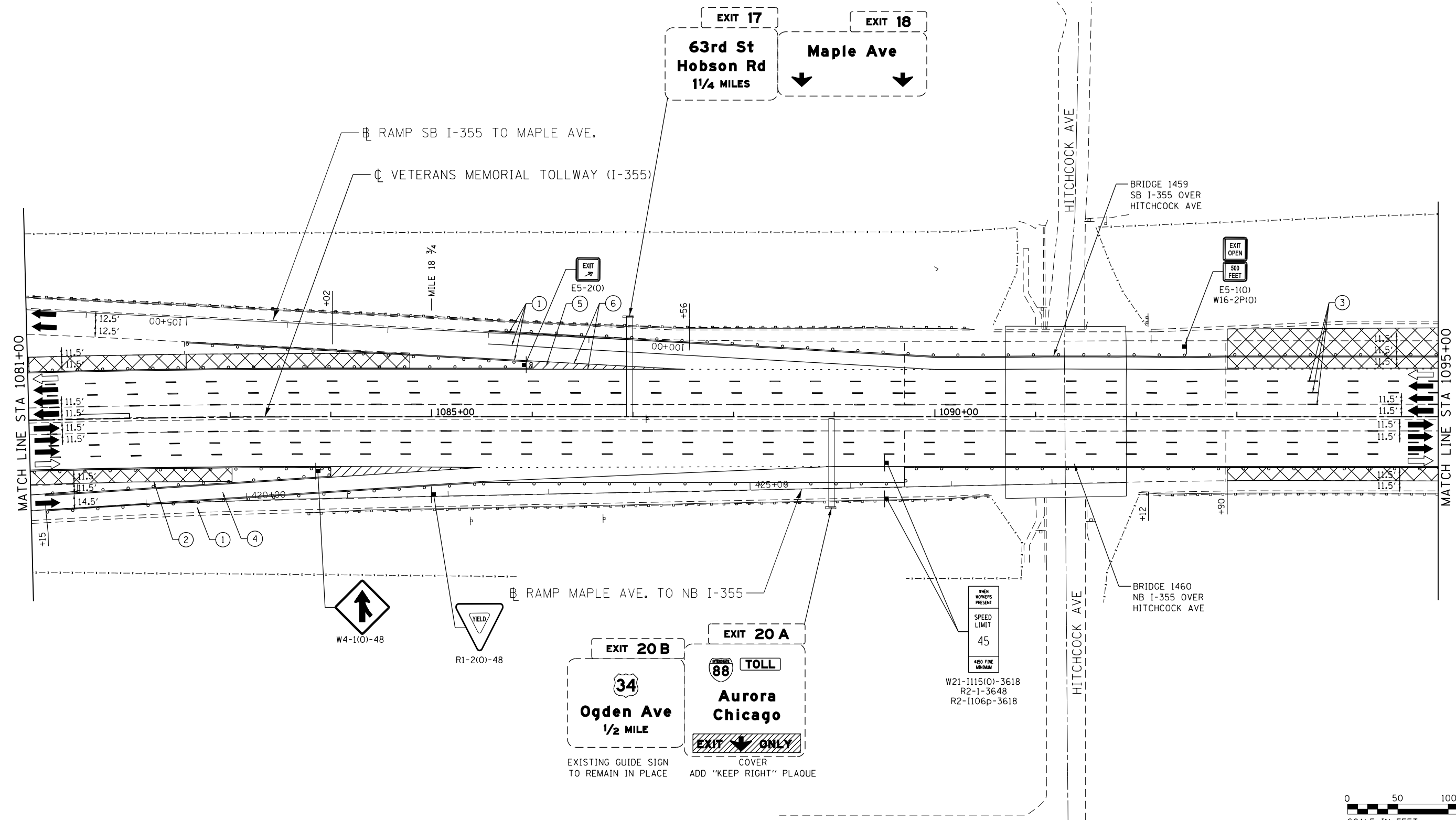
DRAWN BY MAL DATE 3/11/2018
 CHECKED BY MPV DATE 3/11/2018



REVISIONS	
NO.	DATE

CONTRACT NO. RR-16-4255
 MOT STAGE 3
 STA 1067+00 - STA 1081+00

MOT-193
 DRAWING NO.
 244 OF 1517

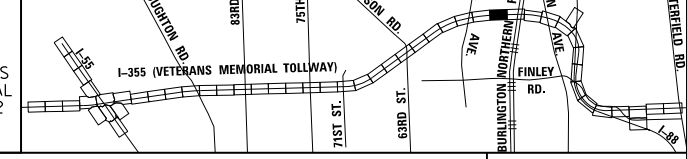


MOT PLAN LEGEND:

- CONSTRUCTION WORK ZONE
- PORT. CHANGEABLE MESSAGE SIGN
- DIRECTION OF TRAFFIC FLOW
- DIRECTION OF TRAFFIC FLOW, LANE CLOSED DURING OPERATIONS
- CONSTRUCTION SIGN
- TYPE II BARRICADES OR DRUMS WITH STEADY BURNING MONO-DIRECTIONAL LIGHT @ 50' CENTERS (25' CENTERS ALONG TAPERS AND RAMP)
- TYPE III BARRICADE WITH STEADY BURNING LIGHT
- ACCELERATED PCC PATCHING, CLASS B, 12 INCHES (JI442873, JI442874, JI442875, JI442894)
- EXISTING PAVEMENT MARKING
- WATERBLAST PAVEMENT MARKING REMOVAL WITH VACUUM RECOVERY (JT783005)
- PAVEMENT MARKING PLACED IN PREVIOUS STAGE
- PAVEMENT MARKING TAPE, TYPE IV 4" (SOLID, WHITE) (70300904)
- PAVEMENT MARKING TAPE, TYPE IV 4" (SOLID, YELLOW) (70300904)
- PAVEMENT MARKING TAPE, TYPE IV 4" (30' SKIP-10" DASH, WHITE) (70300904)
- PAVEMENT MARKING TAPE, TYPE IV 4" (6' SKIP-2" DASH, WHITE) (70300904)
- PAVEMENT MARKING TAPE, TYPE IV 12" (CHEVRONS, WHITE) (70300912)
- PAVEMENT MARKING TAPE, TYPE IV 8" (SOLID, WHITE) (70300908)

NOTE:
MOT PLANS SHOW TRAFFIC IN POST-OPERATIONS CONFIGURATION. PLEASE REFER TO MOT TYPICAL SECTIONS AND ILLINOIS TOLLWAY STANDARD E2 FOR 1 AND 2 LANE CLOSURES WHEN REQUIRED, AS DICTATED BY MOT TYPICAL SECTIONS.

KEY MAP



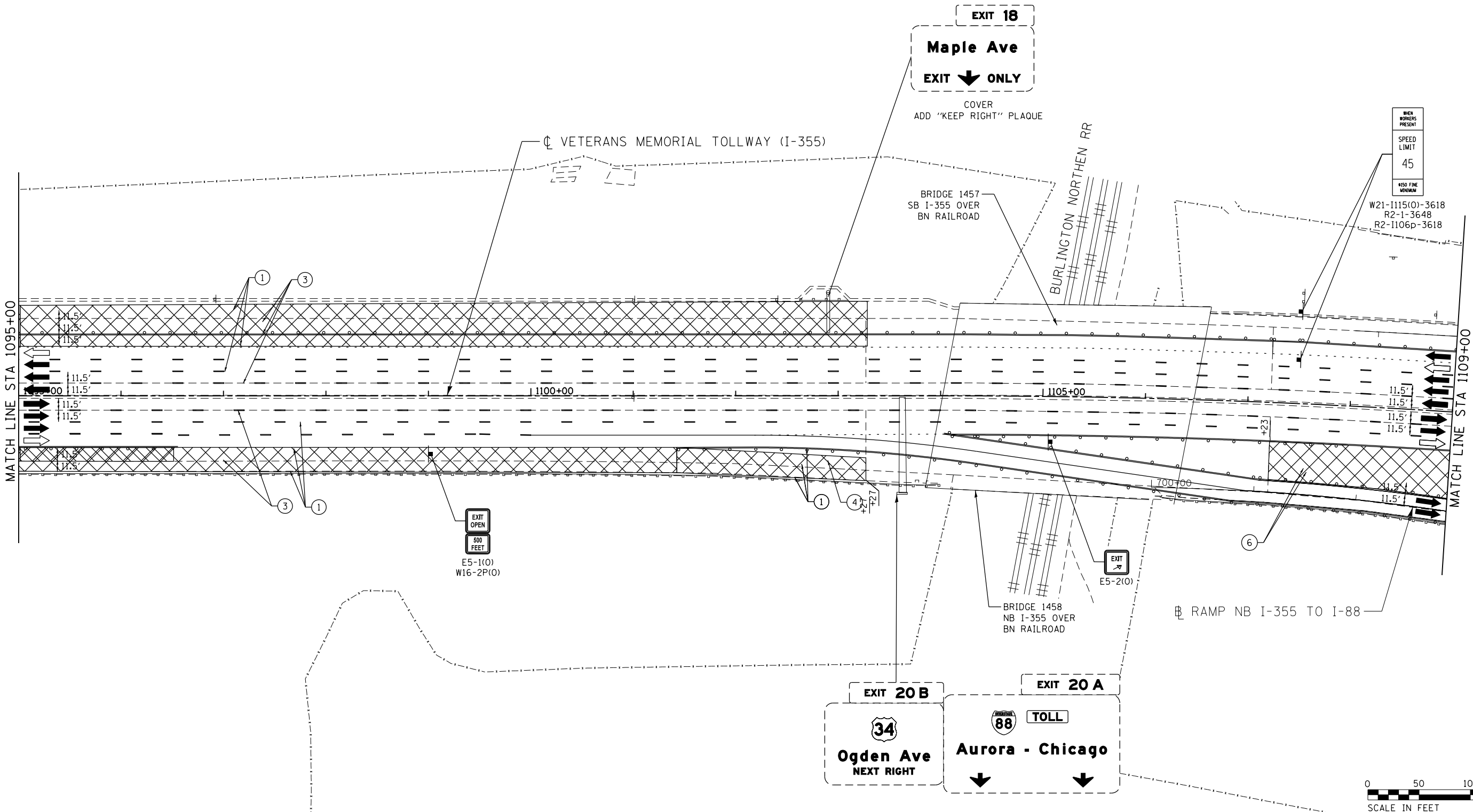
DRAWN BY MAL DATE 3/11/2018
CHECKED BY MPV DATE 3/11/2018



REVISIONS		
NO.	DATE	DESCRIPTION

CONTRACT NO. RR-16-4255
MOT STAGE 3
STA 1081+00 - STA 1095+00
MOT-194
DRAWING NO. 245 OF 1517

P:\projects\primera\chicago\p312\Documents\01\Projects\2016\20161616_Veterans Memorial Tollway\Drawings\Current\Drawings\Files\4255\Civil\Sheet\4255-ahb-no13-REL029.dgn



MOT PLAN LEGEND:

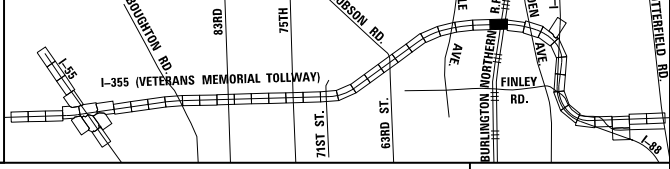
- CONSTRUCTION WORK ZONE
- PORT. CHANGEABLE MESSAGE SIGN
- DIRECTION OF TRAFFIC FLOW
- DIRECTION OF TRAFFIC FLOW, LANE CLOSED DURING OPERATIONS
- CONSTRUCTION SIGN

- TYPE II BARRICADES OR DRUMS WITH STEADY BURNING MONO-DIRECTIONAL LIGHT @ 50' CENTERS (25' CENTERS ALONG TAPERS AND RAMP)
- TYPE III BARRICADE WITH STEADY BURNING LIGHT
- ACCELERATED PCC PATCHING, CLASS B, 12 INCHES (JI442873, JI442874, JI442875, JI442894)
- EXISTING PAVEMENT MARKING
- WATERBLAST PAVEMENT MARKING REMOVAL WITH VACUUM RECOVERY (JT783005)

- PAVEMENT MARKING PLACED IN PREVIOUS STAGE
- PAVEMENT MARKING TAPE, TYPE IV 4" (SOLID, WHITE) (70300904)
- PAVEMENT MARKING TAPE, TYPE IV 4" (SOLID, YELLOW) (70300904)
- PAVEMENT MARKING TAPE, TYPE IV 4" (30' SKIP-10' DASH, WHITE) (70300904)
- PAVEMENT MARKING TAPE, TYPE IV 4" (6' SKIP-2' DASH, WHITE) (70300904)

- PAVEMENT MARKING TAPE, TYPE IV 12" (CHEVRONS, WHITE) (70300912)
 - PAVEMENT MARKING TAPE, TYPE IV 8" (SOLID, WHITE) (70300908)
- NOTE:
MOT PLANS SHOW TRAFFIC IN POST-OPERATIONS CONFIGURATION. PLEASE REFER TO MOT TYPICAL SECTIONS AND ILLINOIS TOLLWAY STANDARD E2 FOR 1 AND 2 LANE CLOSURES WHEN REQUIRED, AS DICTATED BY MOT TYPICAL SECTIONS.

KEY MAP




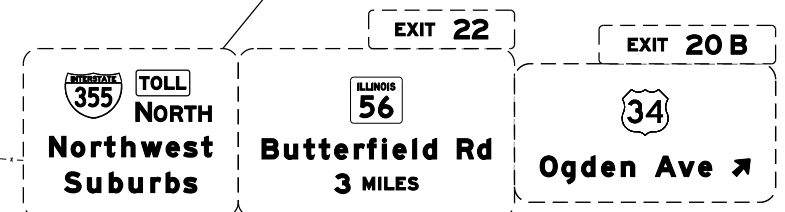
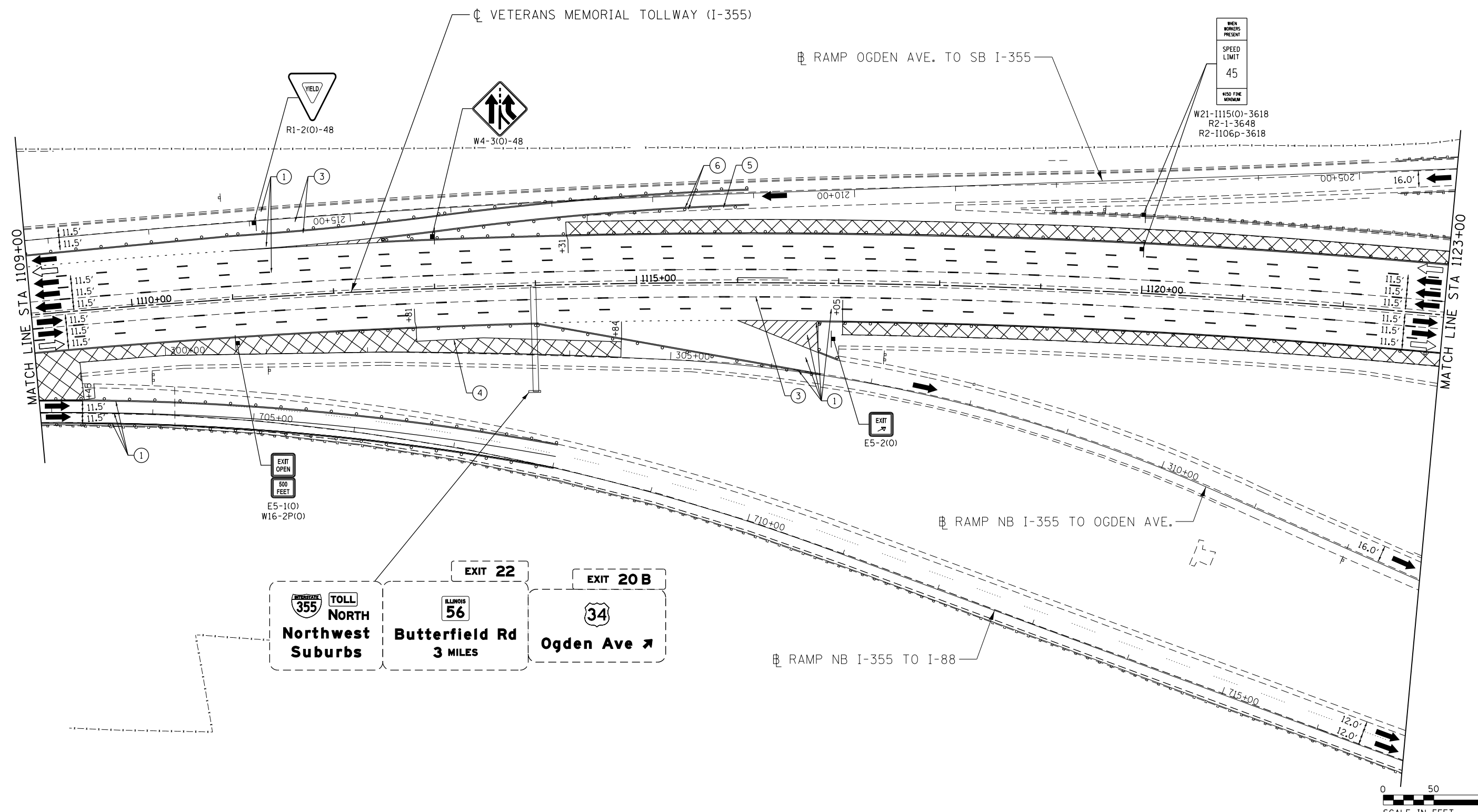
DRAWN BY MAL DATE 3/11/2018
 CHECKED BY MPV DATE 3/11/2018



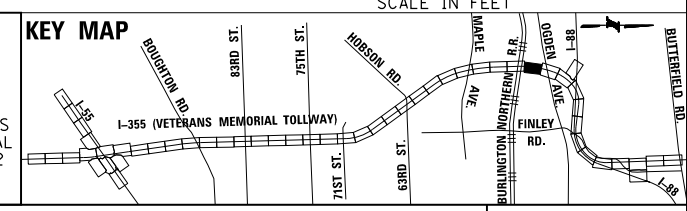
REVISIONS		
NO.	DATE	DESCRIPTION

CONTRACT NO. RR-16-4255
 MOT STAGE 3
 STA 1095+00 - STA 1109+00

MOT-195
 DRAWING NO. 246 OF 1517



MOT PLAN LEGEND:		REVISIONS	
	CONSTRUCTION WORK ZONE	NO.	DATE
	PORT. CHANGEABLE MESSAGE SIGN		DESCRIPTION
	DIRECTION OF TRAFFIC FLOW		
	DIRECTION OF TRAFFIC FLOW, LANE CLOSED DURING OPERATIONS		
	CONSTRUCTION SIGN		
	TYPE II BARRICADES OR DRUMS WITH STEADY BURNING MONO-DIRECTIONAL LIGHT @ 50' CENTERS (25' CENTERS ALONG TAPERS AND RAMP)	①	PAVEMENT MARKING TAPE, TYPE IV 4" (SOLID, WHITE) (70300904)
	TYPE III BARRICADE WITH STEADY BURNING LIGHT ACCELERATED PCC PATCHING, CLASS B, 12 INCHES (JI442873, JI442874, JI442875, JI442894)	②	PAVEMENT MARKING TAPE, TYPE IV 4" (SOLID, YELLOW) (70300904)
	EXISTING PAVEMENT MARKING	③	PAVEMENT MARKING TAPE, TYPE IV 4" (30' SKIP-10' DASH, WHITE) (70300904)
	WATERBLAST PAVEMENT MARKING REMOVAL WITH VACUUM RECOVERY (JT783005)	④	PAVEMENT MARKING TAPE, TYPE IV 4" (6' SKIP-2' DASH, WHITE) (70300904)
	PAVEMENT MARKING PLACED IN PREVIOUS STAGE	⑤	PAVEMENT MARKING TAPE, TYPE IV 12" (CHEVRONS, WHITE) (70300912)
	PAVEMENT MARKING TAPE, TYPE IV 4" (SOLID, WHITE) (70300904)	⑥	PAVEMENT MARKING TAPE, TYPE IV 8" (SOLID, WHITE) (70300908)



NOTE:
MOT PLANS SHOW TRAFFIC IN POST-OPERATIONS CONFIGURATION. PLEASE REFER TO MOT TYPICAL SECTIONS AND ILLINOIS TOLLWAY STANDARD E2 FOR 1 AND 2 LANE CLOSURES WHEN REQUIRED, AS DICTATED BY MOT TYPICAL SECTIONS.

DRAWN BY MAL DATE 3/11/2018
CHECKED BY MPV DATE 3/11/2018


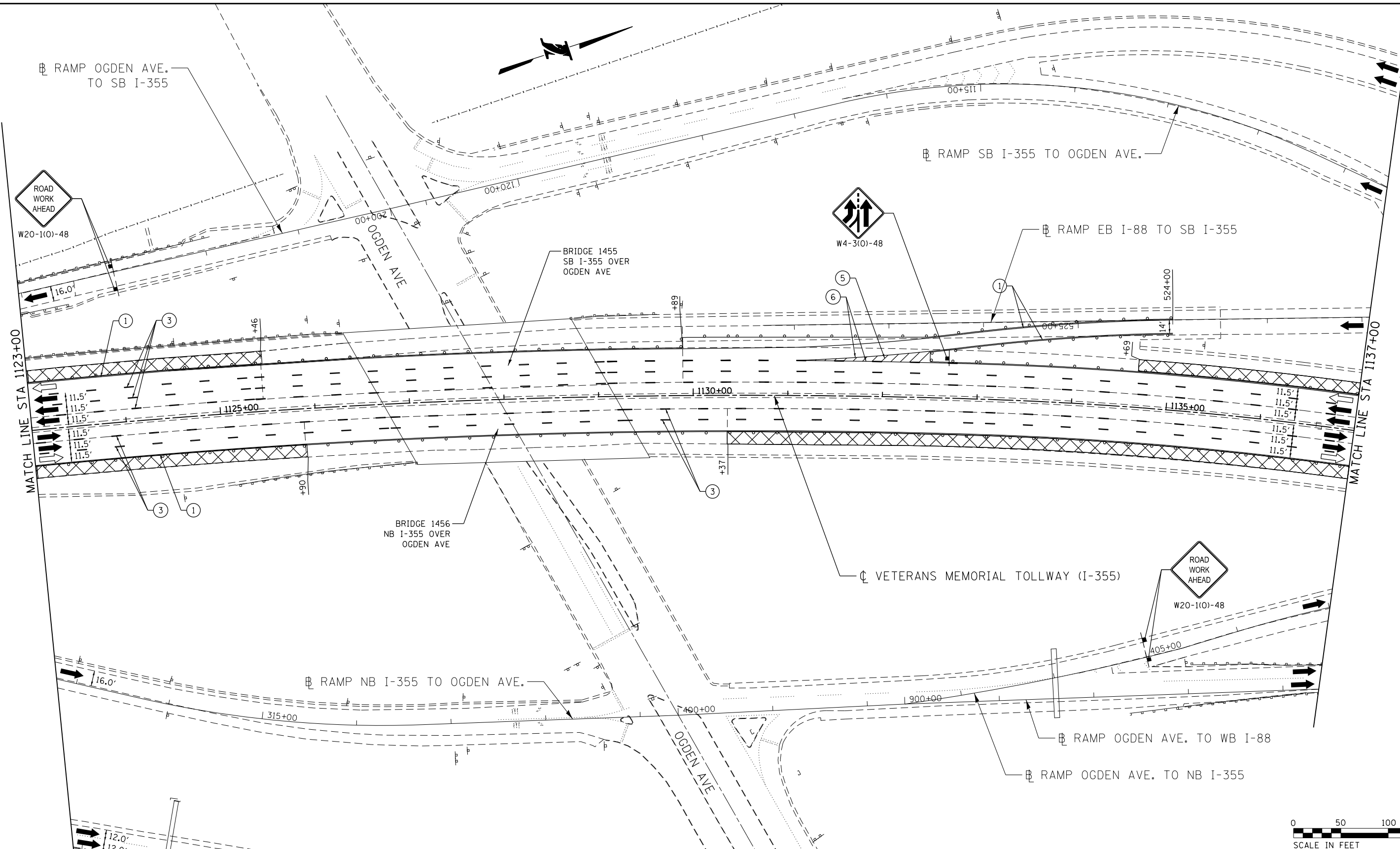


REVISIONS		
NO.	DATE	DESCRIPTION

CONTRACT NO. RR-16-4255
MOT STAGE 3
STA 1109+00 - STA 1123+00
MOT-196
DRAWING NO. 247 OF 1517

Projects\2016\20161616 - Veterans Memorial Tollway\Drawings\Current Drawings\Files\4255\CVI\Sheet\4255-ah-1013-REL031.dgn
 Projects\2016\20161616 - Veterans Memorial Tollway\Drawings\Current Drawings\Files\4255\CVI\Sheet\4255-ah-1013-REL031.dgn

P:\proj\p01\primera\chicago\comp\PR001\Documents\01\Projects\2016\20161616-Veterans Memorial Tollway\Drawings\Current\Drawing Files\4255\Civil\Sheet\4255-ah-1013-REL032.dgn



MOT PLAN LEGEND:

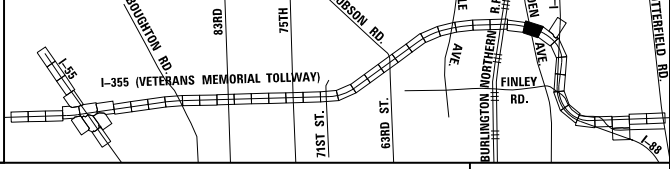
- CONSTRUCTION WORK ZONE
- PORT. CHANGEABLE MESSAGE SIGN
- DIRECTION OF TRAFFIC FLOW
- DIRECTION OF TRAFFIC FLOW, LANE CLOSED DURING OPERATIONS
- CONSTRUCTION SIGN

- TYPE II BARRICADES OR DRUMS WITH STEADY BURNING MONO-DIRECTIONAL LIGHT @ 50' CENTERS (25' CENTERS ALONG TAPERS AND RAMP)
- TYPE III BARRICADE WITH STEADY BURNING LIGHT
- ACCELERATED PCC PATCHING, CLASS B, 12 INCHES (JI442873, JI442874, JI442875, JI442894)
- EXISTING PAVEMENT MARKING
- WATERBLAST PAVEMENT MARKING REMOVAL WITH VACUUM RECOVERY (JT783005)

- PAVEMENT MARKING PLACED IN PREVIOUS STAGE
- PAVEMENT MARKING TAPE, TYPE IV 4" (SOLID, WHITE) (70300904)
- PAVEMENT MARKING TAPE, TYPE IV 4" (SOLID, YELLOW) (70300904)
- PAVEMENT MARKING TAPE, TYPE IV 4" (30' SKIP-10' DASH, WHITE) (70300904)
- PAVEMENT MARKING TAPE, TYPE IV 4" (6' SKIP-2' DASH, WHITE) (70300904)

- PAVEMENT MARKING TAPE, TYPE IV 12" (CHEVRONS, WHITE) (70300912)
 - PAVEMENT MARKING TAPE, TYPE IV 8" (SOLID, WHITE) (70300908)
- NOTE:
 MOT PLANS SHOW TRAFFIC IN POST-OPERATIONS CONFIGURATION. PLEASE REFER TO MOT TYPICAL SECTIONS AND ILLINOIS TOLLWAY STANDARD E2 FOR 1 AND 2 LANE CLOSURES WHEN REQUIRED, AS DICTATED BY MOT TYPICAL SECTIONS.

KEY MAP



DRAWN BY MAL DATE 3/11/2018
 CHECKED BY MPV DATE 3/11/2018



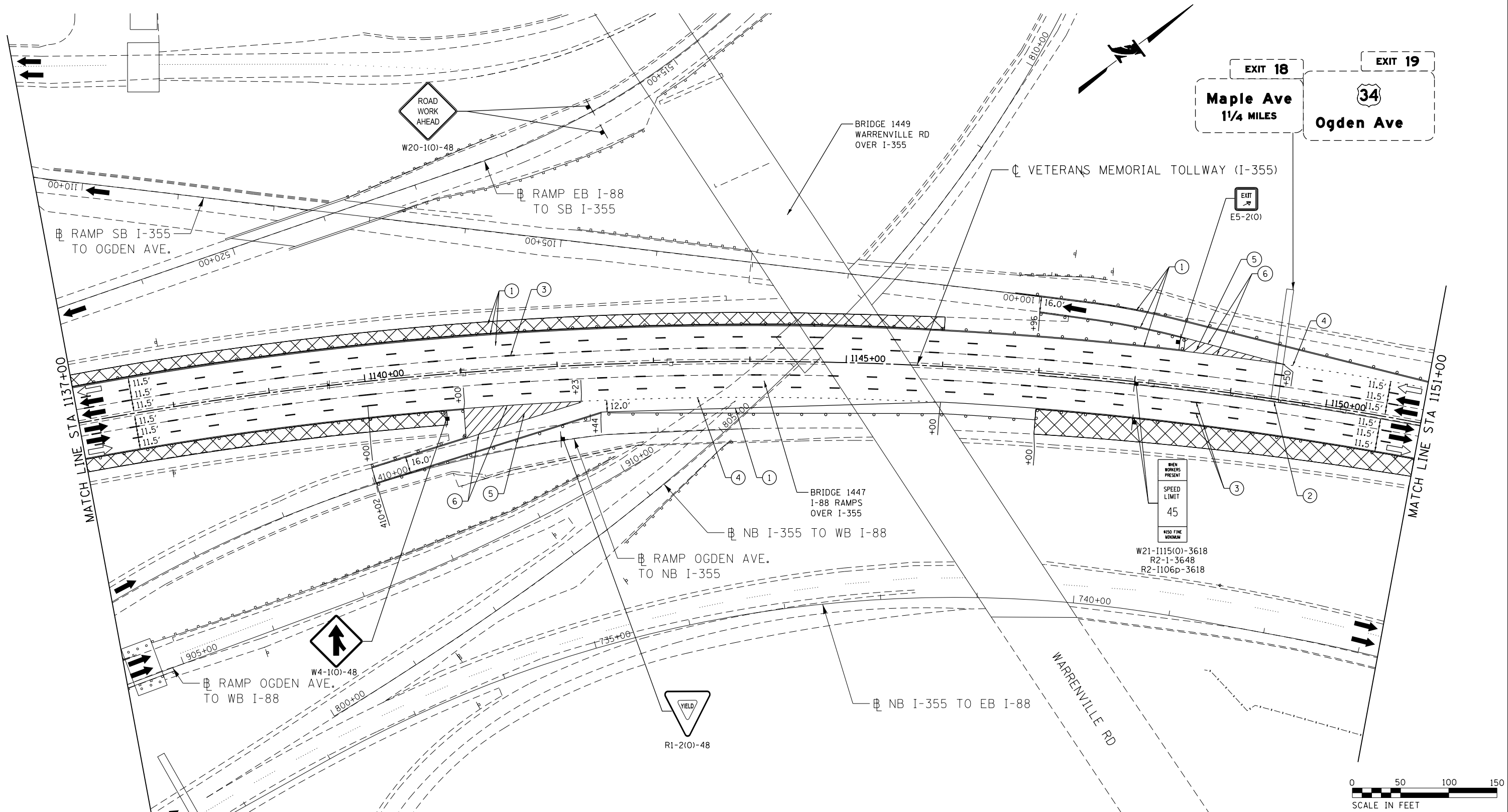
THE ILLINOIS STATE TOLL HIGHWAY AUTHORITY
 2700 OGDEN AVENUE
 DOWNERS GROVE,
 ILLINOIS 60515

REVISIONS		
NO.	DATE	DESCRIPTION

CONTRACT NO. RR-16-4255
 MOT STAGE 3
 STA 1123+00 - STA 1137+00

MOT-197
 DRAWING NO.
 248 OF 1517

P:\projects\2016\20161616-Veterans Memorial Tollway\Drawings\Current\Drawings\Files\4255\Civil\Sheet\255-ah-13-REL033.dgn
 P:\projects\2016\20161616-Veterans Memorial Tollway\Drawings\Current\Drawings\Files\4255\Civil\Sheet\255-ah-13-REL033.dgn



MOT PLAN LEGEND:

- CONSTRUCTION WORK ZONE
- PORT. CHANGEABLE MESSAGE SIGN
- DIRECTION OF TRAFFIC FLOW
- DIRECTION OF TRAFFIC FLOW, LANE CLOSED DURING OPERATIONS
- TYPE II BARRICADES OR DRUMS WITH STEADY BURNING MONO-DIRECTIONAL LIGHT @ 50' CENTERS (25' CENTERS ALONG TAPERS AND RAMPS)
- TYPE III BARRICADE WITH STEADY BURNING LIGHT ACCELERATED PCC PATCHING, CLASS B, 12 INCHES (JI442873, JI442874, JI442875, JI442894)
- EXISTING PAVEMENT MARKING
- WATERBLAST PAVEMENT MARKING REMOVAL WITH VACUUM RECOVERY (JT783005)

- PAVEMENT MARKING PLACED IN PREVIOUS STAGE
- PAVEMENT MARKING TAPE, TYPE IV 4" (SOLID, WHITE) (70300904)
- PAVEMENT MARKING TAPE, TYPE IV 4" (SOLID, YELLOW) (70300904)
- PAVEMENT MARKING TAPE, TYPE IV 4" (30' SKIP-10' DASH, WHITE) (70300904)
- PAVEMENT MARKING TAPE, TYPE IV 4" (6' SKIP-2' DASH, WHITE) (70300904)
- PAVEMENT MARKING TAPE, TYPE IV 12" (CHEVRONS, WHITE) (70300912)
- PAVEMENT MARKING TAPE, TYPE IV 8" (SOLID, WHITE) (70300908)

KEY MAP

NOTE:
 MOT PLANS SHOW TRAFFIC IN POST-OPERATIONS CONFIGURATION. PLEASE REFER TO MOT TYPICAL SECTIONS AND ILLINOIS TOLLWAY STANDARD E2 FOR 1 AND 2 LANE CLOSURES WHEN REQUIRED, AS DICTATED BY MOT TYPICAL SECTIONS.

DRAWN BY MAL DATE 3/11/2018
 CHECKED BY MPV DATE 3/11/2018

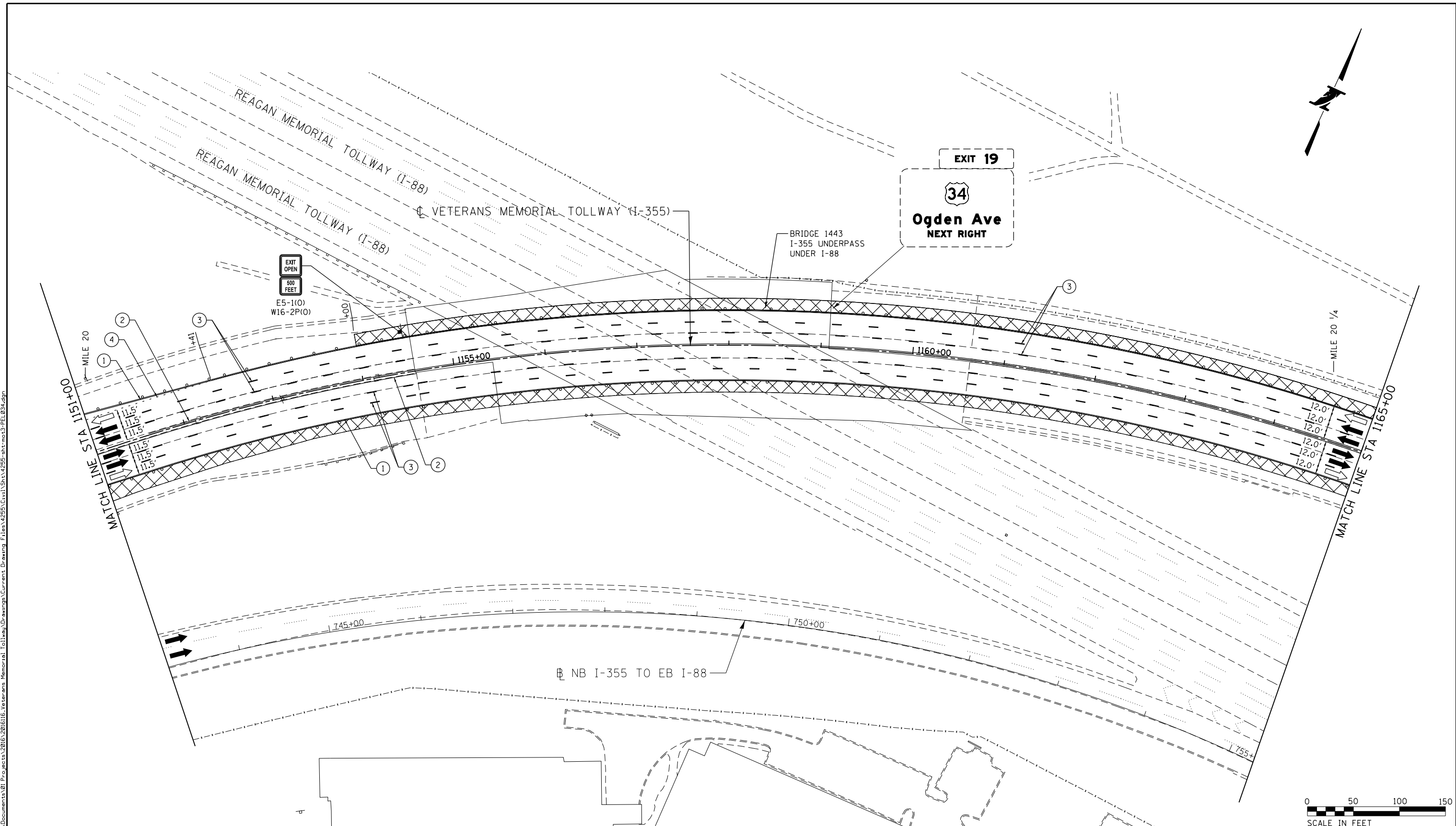


THE ILLINOIS STATE TOLL HIGHWAY AUTHORITY
 2700 OGDEN AVENUE
 DOWNERS GROVE,
 ILLINOIS 60515

REVISIONS		
NO.	DATE	DESCRIPTION

CONTRACT NO. RR-16-4255
 MOT STAGE 3
 STA 1137+00 - STA 1151+00

MOT-198
 DRAWING NO.
 249 OF 1517



MOT PLAN LEGEND:

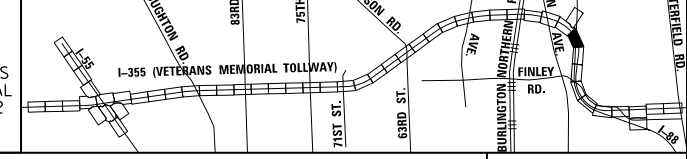
- CONSTRUCTION WORK ZONE
- PORT. CHANGEABLE MESSAGE SIGN
- DIRECTION OF TRAFFIC FLOW
- DIRECTION OF TRAFFIC FLOW, LANE CLOSED DURING OPERATIONS
- CONSTRUCTION SIGN

- TYPE II BARRICADES OR DRUMS WITH STEADY BURNING MONO-DIRECTIONAL LIGHT @ 50' CENTERS (25' CENTERS ALONG TAPERS AND RAMPS)
- TYPE III BARRICADE WITH STEADY BURNING LIGHT
- ACCELERATED PCC PATCHING, CLASS B, 12 INCHES (JI442873, JI442874, JI442875, JI442894)
- EXISTING PAVEMENT MARKING
- WATERBLAST PAVEMENT MARKING REMOVAL WITH VACUUM RECOVERY (JT783005)

- PAVEMENT MARKING PLACED IN PREVIOUS STAGE
- PAVEMENT MARKING TAPE, TYPE IV 4" (SOLID, WHITE) (70300904)
- PAVEMENT MARKING TAPE, TYPE IV 4" (SOLID, YELLOW) (70300904)
- PAVEMENT MARKING TAPE, TYPE IV 4" (30' SKIP-10' DASH, WHITE) (70300904)
- PAVEMENT MARKING TAPE, TYPE IV 4" (6' SKIP-2' DASH, WHITE) (70300904)

- PAVEMENT MARKING TAPE, TYPE IV 12" (CHEVRONS, WHITE) (70300912)
 - PAVEMENT MARKING TAPE, TYPE IV 8" (SOLID, WHITE) (70300908)
- NOTE:
MOT PLANS SHOW TRAFFIC IN POST-OPERATIONS CONFIGURATION. PLEASE REFER TO MOT TYPICAL SECTIONS AND ILLINOIS TOLLWAY STANDARD E2 FOR 1 AND 2 LANE CLOSURES WHEN REQUIRED, AS DICTATED BY MOT TYPICAL SECTIONS.

KEY MAP



DRAWN BY MAL DATE 3/11/2018
 CHECKED BY MPV DATE 3/11/2018




REVISIONS	
NO.	DESCRIPTION

CONTRACT NO. RR-16-4255
 MOT STAGE 3
 STA 1151+00 - STA 1165+00

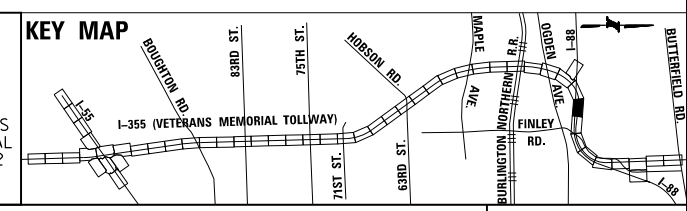
MOT-199
 DRAWING NO. 250 OF 1517

P:\proj\pwner\primera\chicago\pfr\001\Documents\01\Projects\2016\20161616-Veterans Memorial Tollway\Drawings\Current\Drawings\Files\4255\Civil\Sheet\4255-ah-19-REL034.dgn



MOT PLAN LEGEND:		REVISIONS	
	CONSTRUCTION WORK ZONE	NO.	DATE
	PORT. CHANGEABLE MESSAGE SIGN		DESCRIPTION
	DIRECTION OF TRAFFIC FLOW		
	DIRECTION OF TRAFFIC FLOW, LANE CLOSED DURING OPERATIONS		
	CONSTRUCTION SIGN		
	TYPE II BARRICADES OR DRUMS WITH STEADY BURNING MONO-DIRECTIONAL LIGHT @ 50' CENTERS (25' CENTERS ALONG TAPERS AND RAMP)		
	TYPE III BARRICADE WITH STEADY BURNING LIGHT		
	ACCELERATED PCC PATCHING, CLASS B, 12 INCHES (JI442873, JI442874, JI442875, JI442894)		
	EXISTING PAVEMENT MARKING		
	WATERBLAST PAVEMENT MARKING REMOVAL WITH VACUUM RECOVERY (JT783005)		
	PAVEMENT MARKING PLACED IN PREVIOUS STAGE		
	PAVEMENT MARKING TAPE, TYPE IV 4" (SOLID, WHITE) (70300904)		
	PAVEMENT MARKING TAPE, TYPE IV 4" (SOLID, YELLOW) (70300904)		
	PAVEMENT MARKING TAPE, TYPE IV 4" (30' SKIP-10' DASH, WHITE) (70300904)		
	PAVEMENT MARKING TAPE, TYPE IV 4" (6' SKIP-2' DASH, WHITE) (70300904)		
	PAVEMENT MARKING TAPE, TYPE IV 12" (CHEVRONS, WHITE) (70300912)		
	PAVEMENT MARKING TAPE, TYPE IV 8" (SOLID, WHITE) (70300908)		

NOTE:
MOT PLANS SHOW TRAFFIC IN POST-OPERATIONS CONFIGURATION. PLEASE REFER TO MOT TYPICAL SECTIONS AND ILLINOIS TOLLWAY STANDARD E2 FOR 1 AND 2 LANE CLOSURES WHEN REQUIRED, AS DICTATED BY MOT TYPICAL SECTIONS.

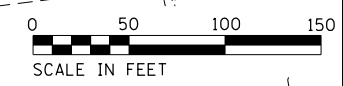
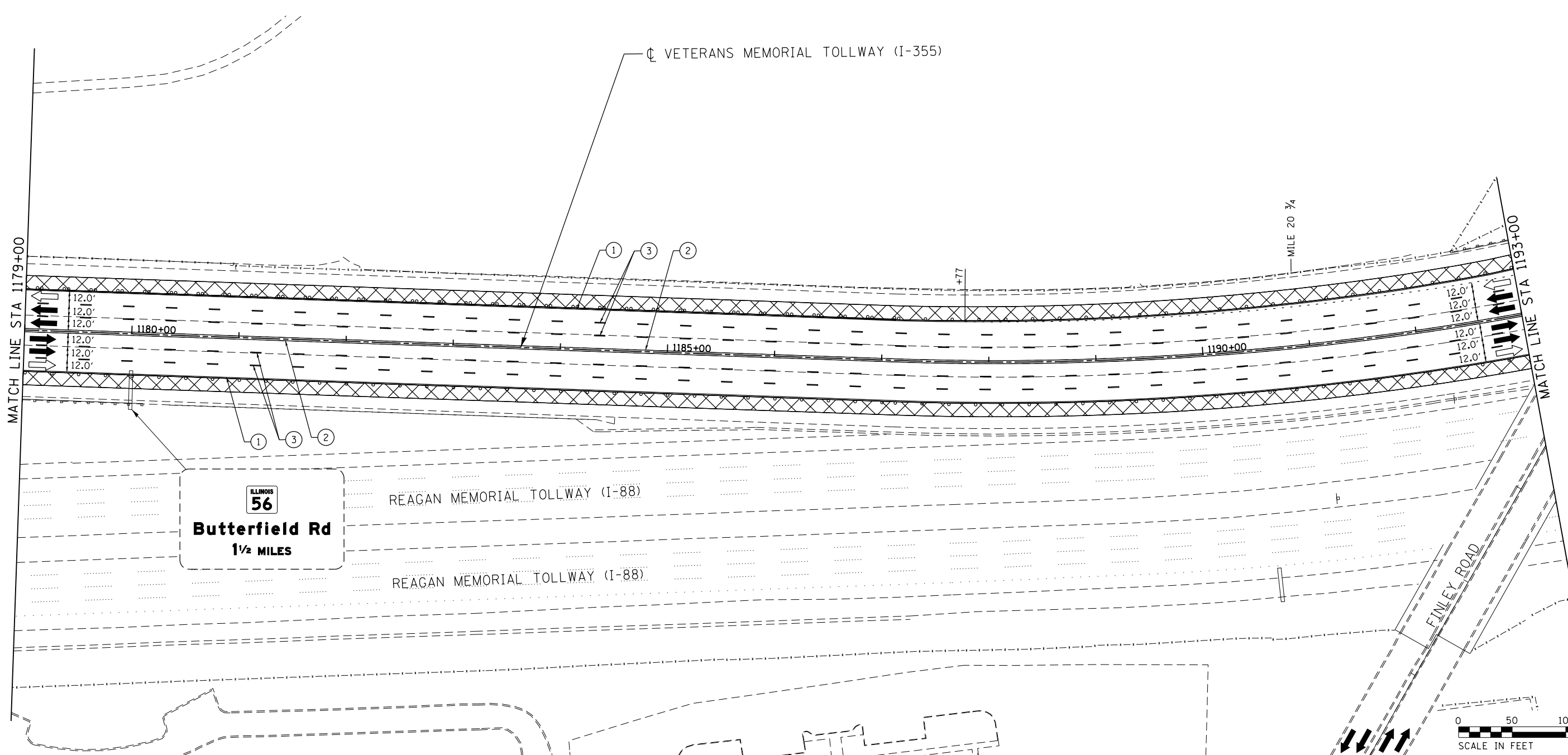


DRAWN BY MAL DATE 3/11/2018
 CHECKED BY MPV DATE 3/11/2018



REVISIONS	
NO.	DATE

CONTRACT NO. RR-16-4255
 MOT STAGE 3
 STA 1165+00 - STA 1179+00
 MOT-200
 DRAWING NO. 251 OF 1517



MOT PLAN LEGEND:

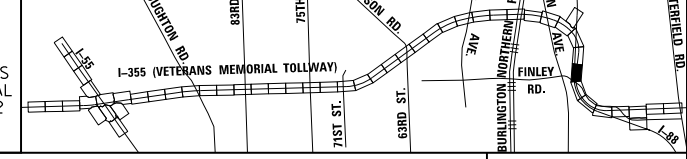
- CONSTRUCTION WORK ZONE
- PORT. CHANGEABLE MESSAGE SIGN
- DIRECTION OF TRAFFIC FLOW
- DIRECTION OF TRAFFIC FLOW, LANE CLOSED DURING OPERATIONS
- CONSTRUCTION SIGN

- TYPE III BARRICADE WITH STEADY BURNING LIGHT @ 50' CENTERS (25' CENTERS ALONG TAPERS AND RAMP)
- TYPE II BARRICADES OR DRUMS WITH STEADY BURNING MONO-DIRECTIONAL LIGHT @ 50' CENTERS (25' CENTERS ALONG TAPERS AND RAMP)
- TYPE III BARRICADE WITH STEADY BURNING LIGHT ACCELERATED PCC PATCHING, CLASS B, 12 INCHES (JI442873, JI442874, JI442875, JI442894)
- EXISTING PAVEMENT MARKING
- WATERBLAST PAVEMENT MARKING REMOVAL WITH VACUUM RECOVERY (JT783005)

- PAVEMENT MARKING PLACED IN PREVIOUS STAGE
- PAVEMENT MARKING TAPE, TYPE IV 4" (SOLID, WHITE) (70300904)
- PAVEMENT MARKING TAPE, TYPE IV 4" (SOLID, YELLOW) (70300904)
- PAVEMENT MARKING TAPE, TYPE IV 4" (30' SKIP-10' DASH, WHITE) (70300904)
- PAVEMENT MARKING TAPE, TYPE IV 4" (6' SKIP-2' DASH, WHITE) (70300904)

- PAVEMENT MARKING TAPE, TYPE IV 12" (CHEVRONS, WHITE) (70300912)
 - PAVEMENT MARKING TAPE, TYPE IV 8" (SOLID, WHITE) (70300908)
- NOTE:
MOT PLANS SHOW TRAFFIC IN POST-OPERATIONS CONFIGURATION. PLEASE REFER TO MOT TYPICAL SECTIONS AND ILLINOIS TOLLWAY STANDARD E2 FOR 1 AND 2 LANE CLOSURES WHEN REQUIRED, AS DICTATED BY MOT TYPICAL SECTIONS.

KEY MAP



DRAWN BY MAL DATE 3/11/2018
 CHECKED BY MPV DATE 3/11/2018



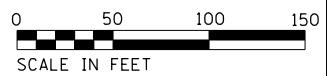
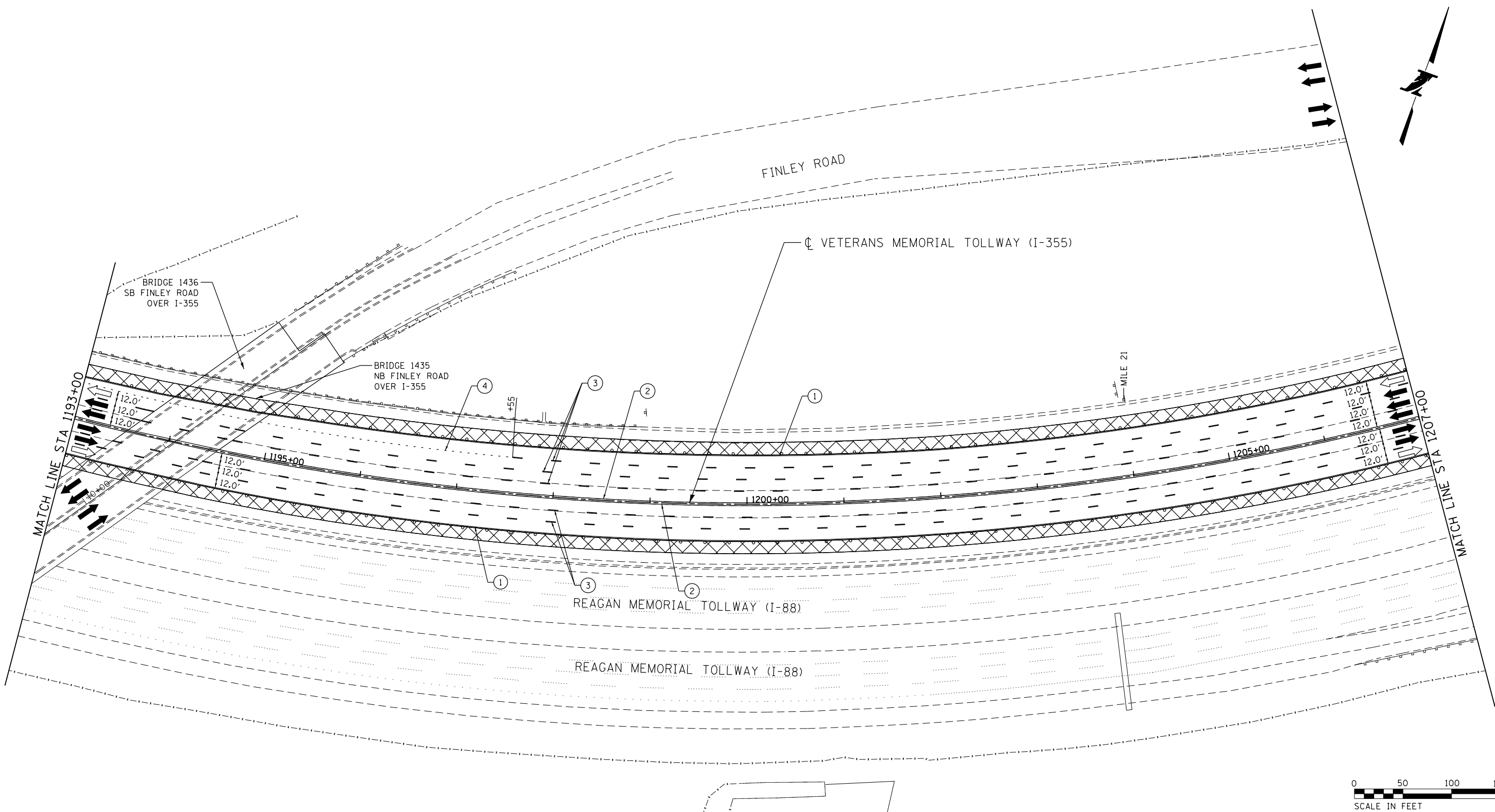
REVISIONS		
NO.	DATE	DESCRIPTION

CONTRACT NO. RR-16-4255
 MOT STAGE 3
 STA 1179+00 - STA 1193+00

MOT-201
 DRAWING NO.
 252 OF 1517

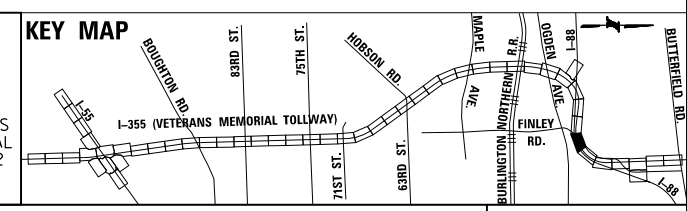
P:\proj\pman\01\primera\chicago\comp\PRD\Documents\01\Projects\2016\20161616-Veterans Memorial Tollway\Drawings\Current\Drawings\Files\4255\Civil\Sheet\4255-ah-rr-no13-REL036.dgn

P:\proj\p01\primera\chicago\comp\PR001\Documents\01\Projects\2016\20161616_Veterans Memorial Tollway\Drawings\Current\Drawings\Files\4255\Civil\Sheet\255-ah1-no13-REL037.dgn



MOT PLAN LEGEND:		REVISIONS	
	CONSTRUCTION WORK ZONE	NO.	DATE
	PORT. CHANGEABLE MESSAGE SIGN		DESCRIPTION
	DIRECTION OF TRAFFIC FLOW		
	DIRECTION OF TRAFFIC FLOW, LANE CLOSED DURING OPERATIONS		
	CONSTRUCTION SIGN		
	TYPE II BARRICADES OR DRUMS WITH STEADY BURNING MONO-DIRECTIONAL LIGHT @ 50' CENTERS (25' CENTERS ALONG TAPERS AND RAMP)		
	TYPE III BARRICADE WITH STEADY BURNING LIGHT		
	ACCELERATED PCC PATCHING, CLASS B, 12 INCHES (JI442873, JI442874, JI442875, JI442894)		
	(A) EXISTING PAVEMENT MARKING		
	(B) WATERBLAST PAVEMENT MARKING REMOVAL WITH VACUUM RECOVERY (JT783005)		
	(1) PAVEMENT MARKING TAPE, TYPE IV 4" (SOLID, WHITE) (70300904)		
	(2) PAVEMENT MARKING TAPE, TYPE IV 4" (SOLID, YELLOW) (70300904)		
	(3) PAVEMENT MARKING TAPE, TYPE IV 4" (30' SKIP-10' DASH, WHITE) (70300904)		
	(4) PAVEMENT MARKING TAPE, TYPE IV 4" (6' SKIP-2' DASH, WHITE) (70300904)		
	(5) PAVEMENT MARKING TAPE, TYPE IV 12" (CHEVRONS, WHITE) (70300912)		
	(6) PAVEMENT MARKING TAPE, TYPE IV 8" (SOLID, WHITE) (70300908)		

NOTE:
 MOT PLANS SHOW TRAFFIC IN POST-OPERATIONS CONFIGURATION. PLEASE REFER TO MOT TYPICAL SECTIONS AND ILLINOIS TOLLWAY STANDARD E2 FOR 1 AND 2 LANE CLOSURES WHEN REQUIRED, AS DICTATED BY MOT TYPICAL SECTIONS.



DRAWN BY MAL DATE 3/11/2018
 CHECKED BY MPV DATE 3/11/2018




REVISIONS	
NO.	DATE

CONTRACT NO. RR-16-4255
 MOT STAGE 3
 STA 1193+00 - STA 1207+00

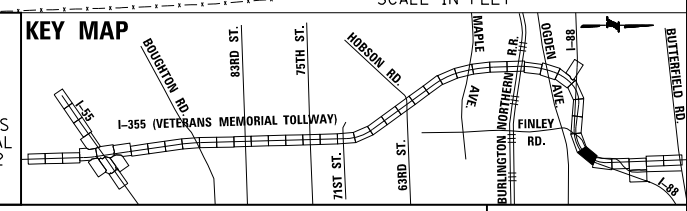
MOT-202
 DRAWING NO. 253 OF 1517

P:\proj\p001\primera\chicago\comp\PR001\Documents\01\Projects\2016\20161616_Veterans Memorial Tollway\Drawings\Current\Drawings\Plan\4255\shh\4255-shh-mot3-REL038.dgn



MOT PLAN LEGEND:		REVISIONS	
CONSTRUCTION WORK ZONE	TYPE II BARRICADES OR DRUMS WITH STEADY BURNING MONO-DIRECTIONAL LIGHT @ 50' CENTERS (25' CENTERS ALONG TAPERS AND RAMPS)	①	PAVEMENT MARKING TAPE, TYPE IV 4" (SOLID, WHITE) (70300904)
PORT. CHANGEABLE MESSAGE SIGN	TYPE III BARRICADE WITH STEADY BURNING LIGHT ACCELERATED PCC PATCHING, CLASS B, 12 INCHES (JI442873, JI442874, JI442875, JI442894)	②	PAVEMENT MARKING TAPE, TYPE IV 4" (SOLID, YELLOW) (70300904)
DIRECTION OF TRAFFIC FLOW	(A) EXISTING PAVEMENT MARKING	③	PAVEMENT MARKING TAPE, TYPE IV 4" (30' SKIP-10' DASH, WHITE) (70300904)
DIRECTION OF TRAFFIC FLOW, LANE CLOSED DURING OPERATIONS	(B) WATERBLAST PAVEMENT MARKING REMOVAL WITH VACUUM RECOVERY (JT783005)	④	PAVEMENT MARKING TAPE, TYPE IV 4" (6' SKIP-2' DASH, WHITE) (70300904)
CONSTRUCTION SIGN		⑤	PAVEMENT MARKING TAPE, TYPE IV 12" (CHEVRONS, WHITE) (70300912)
		⑥	PAVEMENT MARKING TAPE, TYPE IV 8" (SOLID, WHITE) (70300908)

NOTE:
 MOT PLANS SHOW TRAFFIC IN POST-OPERATIONS CONFIGURATION. PLEASE REFER TO MOT TYPICAL SECTIONS AND ILLINOIS TOLLWAY STANDARD E2 FOR 1 AND 2 LANE CLOSURES WHEN REQUIRED, AS DICTATED BY MOT TYPICAL SECTIONS.



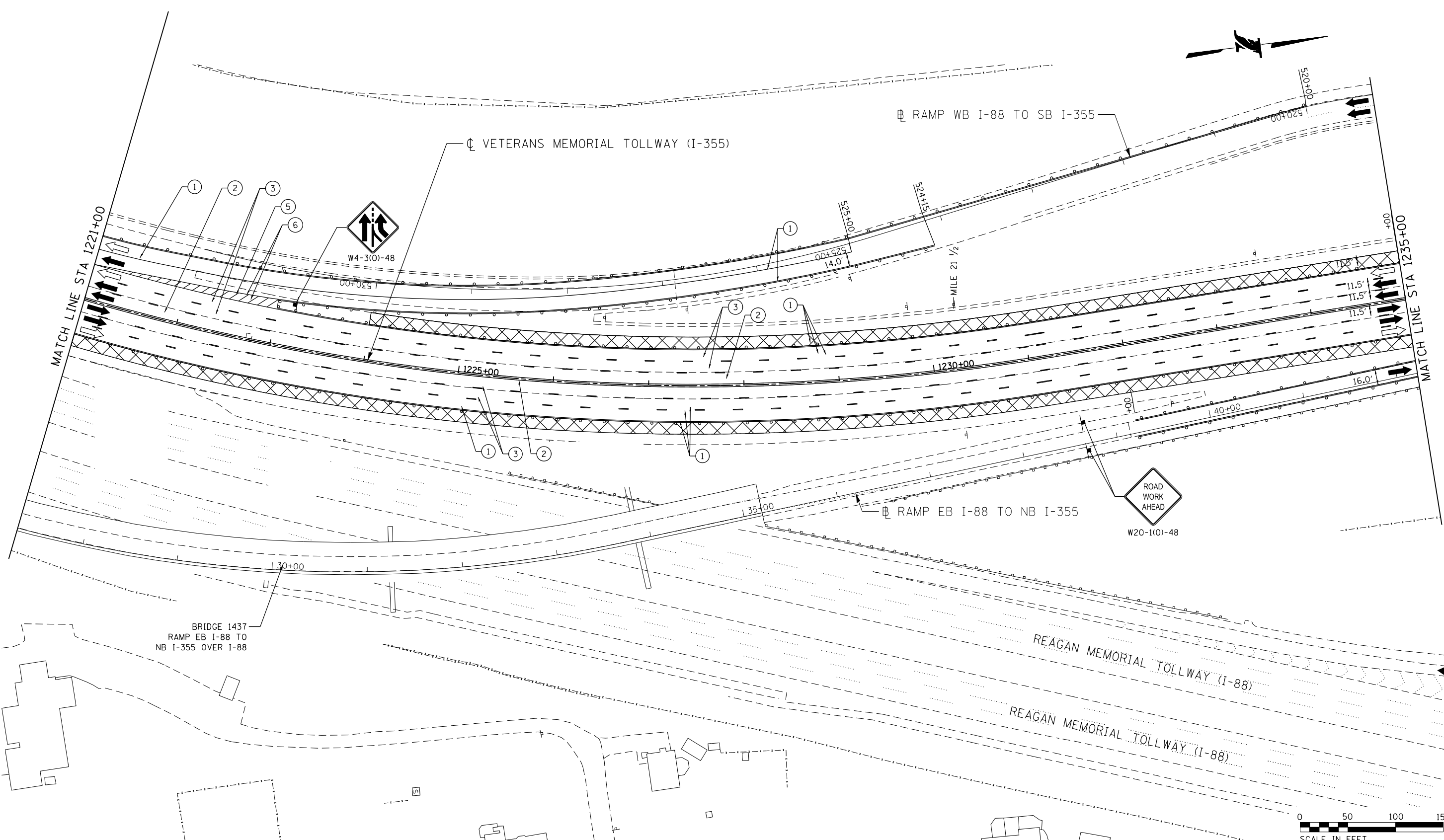
DRAWN BY MAL DATE 3/11/2018
 CHECKED BY MPV DATE 3/11/2018



NO.	DATE	DESCRIPTION

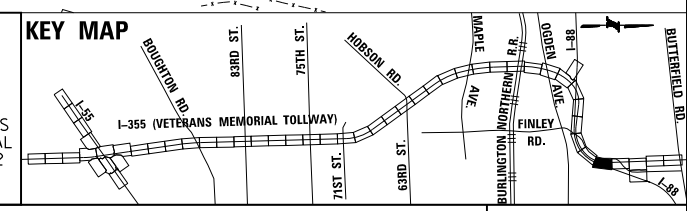
CONTRACT NO. RR-16-4255
 MOT STAGE 3
 STA 1207+00 - STA 1221+00
 MOT-203
 DRAWING NO. 254 OF 1517

P:\proj\pam\primera\schicago\comp\PRD\Documents\01\Projects\2016\20161616-Veterans Memorial Tollway\Drawings\Current\Drawings\Files\4255\Civil\Sheet\4255-ah1-no13-REL039.dgn



MOT PLAN LEGEND:		REVISIONS	
CONSTRUCTION WORK ZONE	TYPE II BARRICADES OR DRUMS WITH STEADY BURNING MONO-DIRECTIONAL LIGHT @ 50' CENTERS (25' CENTERS ALONG TAPERS AND RAMPS)	①	PAVEMENT MARKING TAPE, TYPE IV 4" (SOLID, WHITE) (70300904)
PORT. CHANGEABLE MESSAGE SIGN	TYPE III BARRICADE WITH STEADY BURNING LIGHT ACCELERATED PCC PATCHING, CLASS B, 12 INCHES (JI442873, JI442874, JI442875, JI442894)	②	PAVEMENT MARKING TAPE, TYPE IV 4" (SOLID, YELLOW) (70300904)
DIRECTION OF TRAFFIC FLOW	(A) EXISTING PAVEMENT MARKING	③	PAVEMENT MARKING TAPE, TYPE IV 4" (30' SKIP-10' DASH, WHITE) (70300904)
LANE CLOSED DURING OPERATIONS	(B) WATERBLAST PAVEMENT MARKING REMOVAL WITH VACUUM RECOVERY (JT783005)	④	PAVEMENT MARKING TAPE, TYPE IV 4" (6' SKIP-2' DASH, WHITE) (70300904)
CONSTRUCTION SIGN		⑤	PAVEMENT MARKING TAPE, TYPE IV 12" (CHEVRONS, WHITE) (70300912)
		⑥	PAVEMENT MARKING TAPE, TYPE IV 8" (SOLID, WHITE) (70300908)

NOTE: MOT PLANS SHOW TRAFFIC IN POST-OPERATIONS CONFIGURATION. PLEASE REFER TO MOT TYPICAL SECTIONS AND ILLINOIS TOLLWAY STANDARD E2 FOR 1 AND 2 LANE CLOSURES WHEN REQUIRED, AS DICTATED BY MOT TYPICAL SECTIONS.



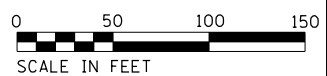

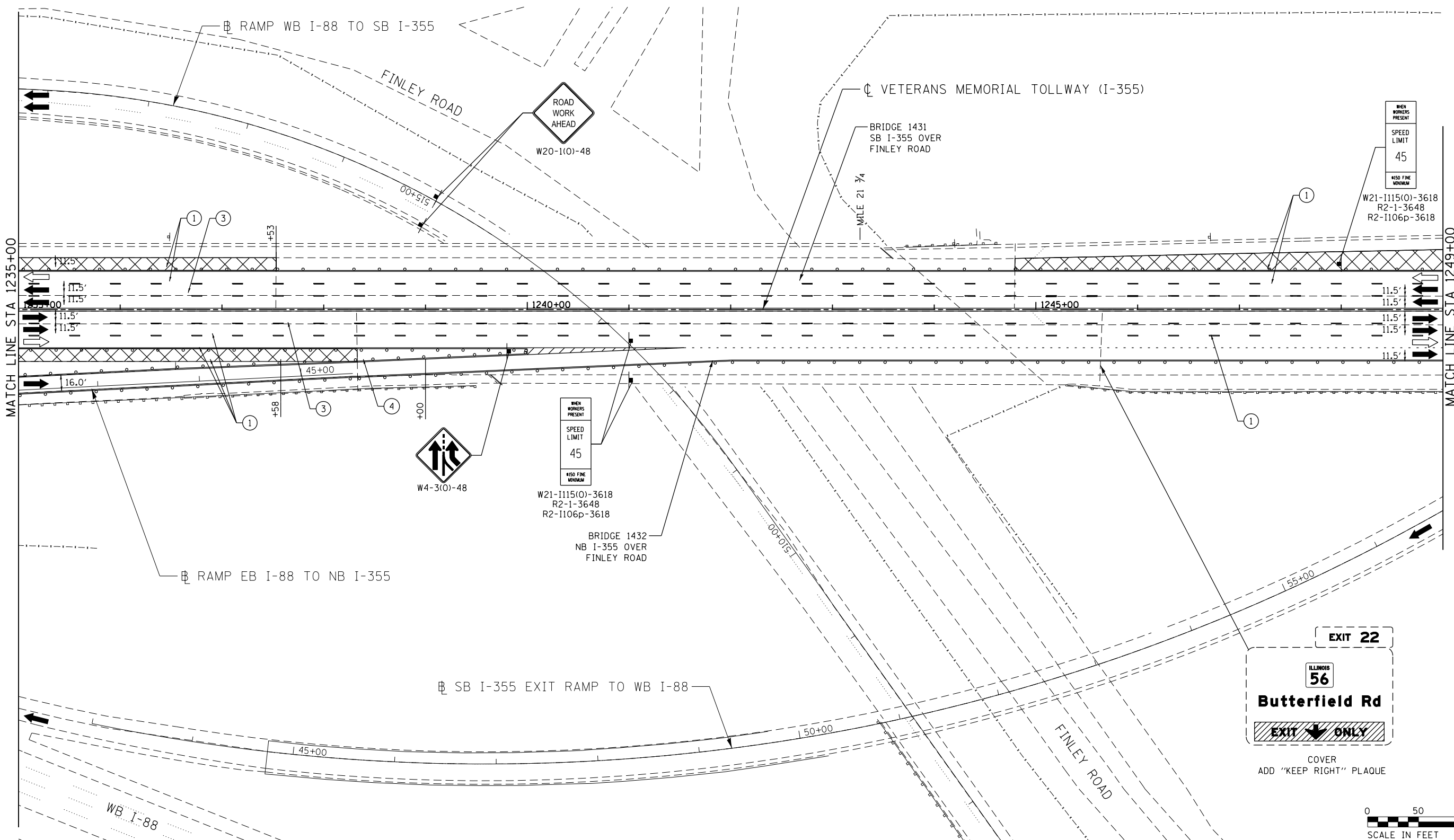
DRAWN BY MAL DATE 3/11/2018
 CHECKED BY MPV DATE 3/11/2018



THE ILLINOIS STATE TOLL HIGHWAY AUTHORITY
 2700 OGDEN AVENUE
 DOWNERS GROVE,
 ILLINOIS 60515

REVISIONS	
NO.	DATE

CONTRACT NO. RR-16-4255
 MOT STAGE 3
 STA 1221+00 - STA 1235+00
 MOT-204
 DRAWING NO. 255 OF 1517



MOT PLAN LEGEND:

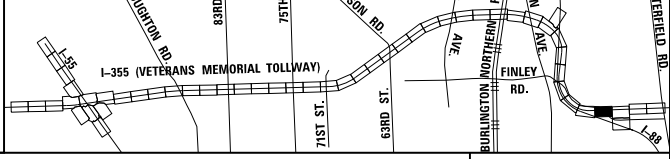
- CONSTRUCTION WORK ZONE
- PORT. CHANGEABLE MESSAGE SIGN
- DIRECTION OF TRAFFIC FLOW
- DIRECTION OF TRAFFIC FLOW, LANE CLOSED DURING OPERATIONS
- CONSTRUCTION SIGN

- TYPE II BARRICADES OR DRUMS WITH STEADY BURNING MONO-DIRECTIONAL LIGHT @ 50' CENTERS (25' CENTERS ALONG TAPERS AND RAMP)
- TYPE III BARRICADE WITH STEADY BURNING LIGHT
- EXISTING PAVEMENT MARKING
- WATERBLAST PAVEMENT MARKING REMOVAL WITH VACUUM RECOVERY (JT783005)

- PAVEMENT MARKING PLACED IN PREVIOUS STAGE
- PAVEMENT MARKING TAPE, TYPE IV 4" (SOLID, WHITE) (70300904)
- PAVEMENT MARKING TAPE, TYPE IV 4" (SOLID, YELLOW) (70300904)
- PAVEMENT MARKING TAPE, TYPE IV 4" (30' SKIP-10' DASH, WHITE) (70300904)
- PAVEMENT MARKING TAPE, TYPE IV 4" (6' SKIP-2' DASH, WHITE) (70300904)

- PAVEMENT MARKING TAPE, TYPE IV 12" (CHEVRONS, WHITE) (70300912)
 - PAVEMENT MARKING TAPE, TYPE IV 8" (SOLID, WHITE) (70300908)
- NOTE:
MOT PLANS SHOW TRAFFIC IN POST-OPERATIONS CONFIGURATION. PLEASE REFER TO MOT TYPICAL SECTIONS AND ILLINOIS TOLLWAY STANDARD E2 FOR 1 AND 2 LANE CLOSURES WHEN REQUIRED, AS DICTATED BY MOT TYPICAL SECTIONS.

KEY MAP



DRAWN BY MAL DATE 3/11/2018
 CHECKED BY MPV DATE 3/11/2018

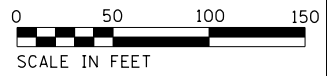
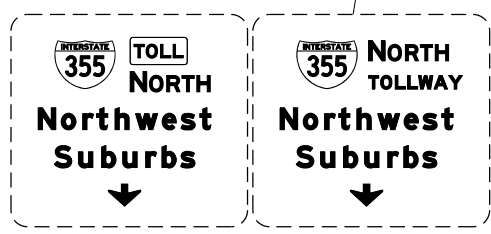

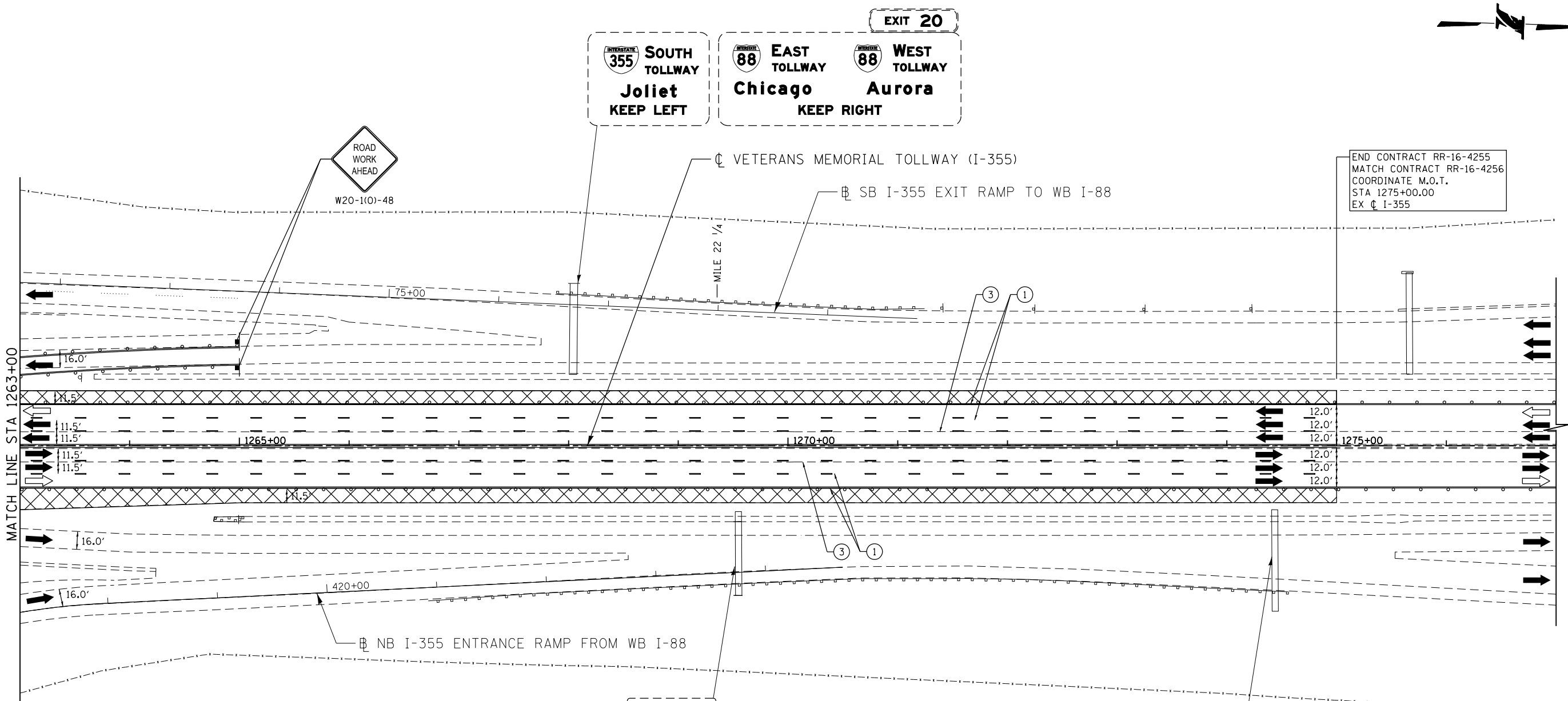


REVISIONS		
NO.	DATE	DESCRIPTION

CONTRACT NO. RR-16-4255
 MOT STAGE 3
 STA 1235+00 - STA 1249+00

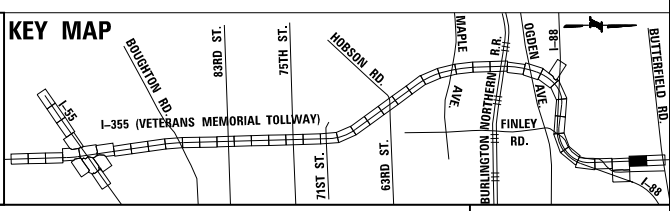
MOT-205
 DRAWING NO. 256 OF 1517

P:\proj\pman01\primera\schicagocamp\PR001\Documents\01\Projects\2016\20161616_Veterans Memorial Tollway\Drawings\Current\Drawings\Files\4255\Civil\Sheet\4255-ah-1013-PL1048.dgn



MOT PLAN LEGEND:		REVISIONS	
	CONSTRUCTION WORK ZONE	NO.	DATE
	PORT. CHANGEABLE MESSAGE SIGN		DESCRIPTION
	DIRECTION OF TRAFFIC FLOW		
	DIRECTION OF TRAFFIC FLOW, LANE CLOSED DURING OPERATIONS		
	CONSTRUCTION SIGN		
	TYPE II BARRICADES OR DRUMS WITH STEADY BURNING MONO-DIRECTIONAL LIGHT @ 50' CENTERS (25' CENTERS ALONG TAPERS AND RAMP)		
	TYPE III BARRICADE WITH STEADY BURNING LIGHT		
	ACCELERATED PCC PATCHING, CLASS B, 12 INCHES (JI442873, JI442874, JI442875, JI442894)		
	EXISTING PAVEMENT MARKING		
	WATERBLAST PAVEMENT MARKING REMOVAL WITH VACUUM RECOVERY (JT783005)		
	PAVEMENT MARKING PLACED IN PREVIOUS STAGE		
	PAVEMENT MARKING TAPE, TYPE IV 4" (SOLID, WHITE) (70300904)		
	PAVEMENT MARKING TAPE, TYPE IV 4" (SOLID, YELLOW) (70300904)		
	PAVEMENT MARKING TAPE, TYPE IV 4" (30' SKIP-10' DASH, WHITE) (70300904)		
	PAVEMENT MARKING TAPE, TYPE IV 4" (6' SKIP-2' DASH, WHITE) (70300904)		
	PAVEMENT MARKING TAPE, TYPE IV 12" (CHEVRONS, WHITE) (70300912)		
	PAVEMENT MARKING TAPE, TYPE IV 8" (SOLID, WHITE) (70300908)		

NOTE: MOT PLANS SHOW TRAFFIC IN POST-OPERATIONS CONFIGURATION. PLEASE REFER TO MOT TYPICAL SECTIONS AND ILLINOIS TOLLWAY STANDARD E2 FOR 1 AND 2 LANE CLOSURES WHEN REQUIRED, AS DICTATED BY MOT TYPICAL SECTIONS.



DRAWN BY MAL DATE 3/11/2018
 CHECKED BY MPV DATE 3/11/2018



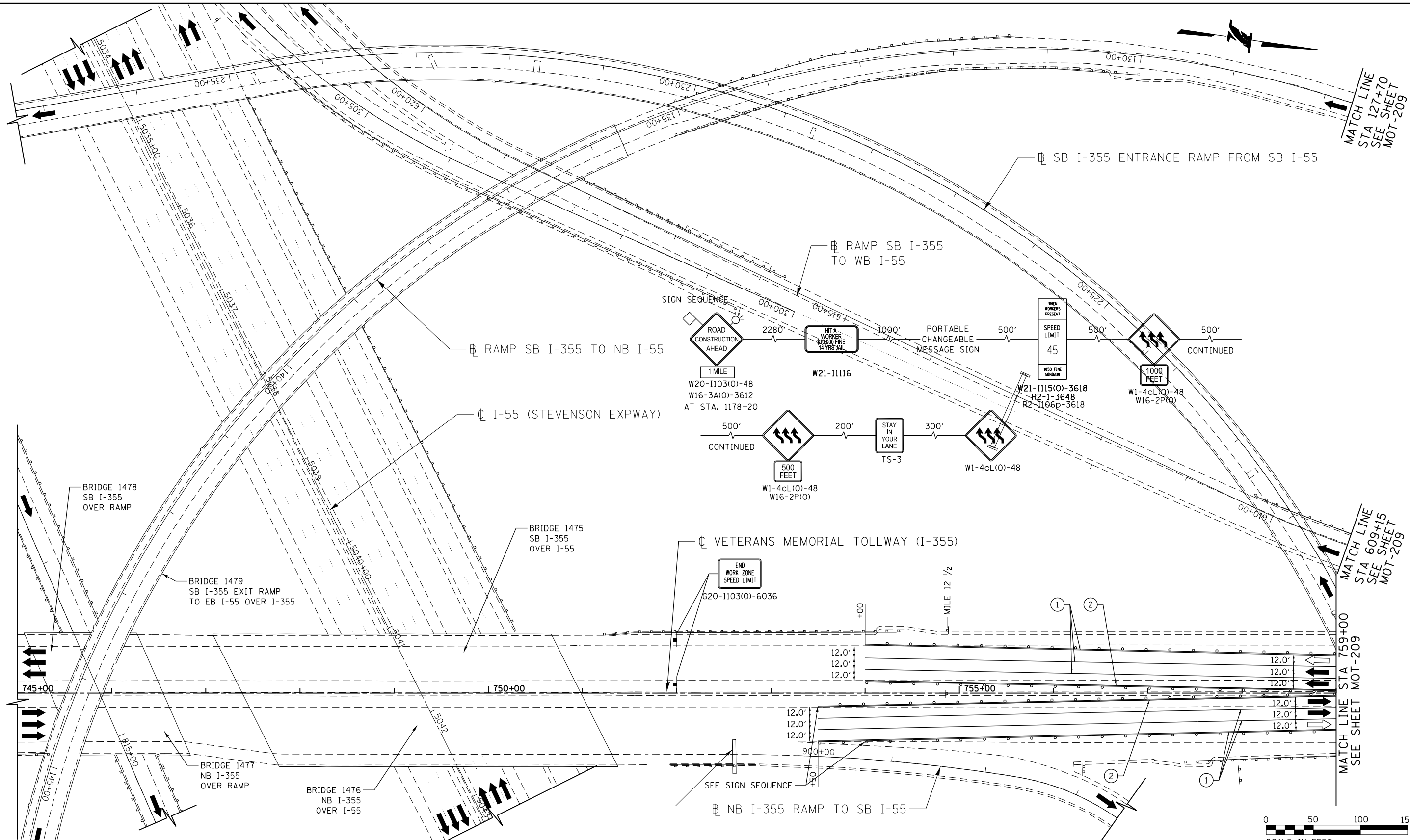
REVISIONS	
NO.	DATE

CONTRACT NO. RR-16-4255
 MOT STAGE 3
 STA 1263+00 - STA 1277+00

MOT-207
 DRAWING NO. 258 OF 1517

P:\proj\pawar\01\primera\chicago\p312\Documents\01\Projects\2016\20161616-Veterans Memorial Tollway\Drawings\Current\Drawing Files\4255\CV\1\Sheet\4255-ah-rr-no13-REL042.dgn

I:\projects\2018\20181616-Veterans Memorial Tollway\Drawings\Current\Drawings\Files\4255\Civil\Sheet\255-ah1-mot-208-PEL005.dgn
 I:\projects\2018\20181616-Veterans Memorial Tollway\Drawings\Current\Drawings\Files\4255\Civil\Sheet\255-ah1-mot-208-PEL005.dgn



MOT PLAN LEGEND:

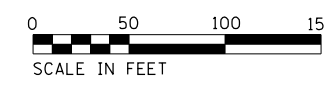
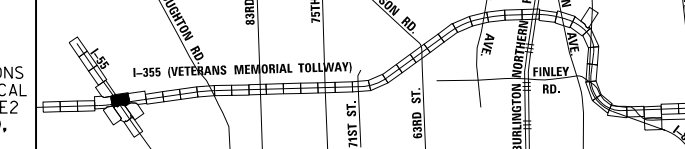
- CONSTRUCTION WORK ZONE
- PORT. CHANGEABLE MESSAGE SIGN
- DIRECTION OF TRAFFIC FLOW
- DIRECTION OF TRAFFIC FLOW, LANE CLOSED DURING OPERATIONS
- CONSTRUCTION SIGN

- TYPE II BARRICADES OR DRUMS WITH STEADY BURNING MONO-DIRECTIONAL LIGHT @ 50' CENTERS (25' CENTERS ALONG TAPERS AND RAMPS)
- TYPE III BARRICADE WITH STEADY BURNING LIGHT ACCELERATED PCC PATCHING, CLASS B, 12 INCHES (JI442873, JI442874, JI442875, JI442894)
- EXISTING PAVEMENT MARKING
- WATERBLAST PAVEMENT MARKING REMOVAL WITH VACUUM RECOVERY (JT783005)

- PAVEMENT MARKING PLACED IN PREVIOUS STAGE
- PAVEMENT MARKING TAPE, TYPE IV 4" (SOLID, WHITE) (70300904)
- PAVEMENT MARKING TAPE, TYPE IV 4" (SOLID, YELLOW) (70300904)
- PAVEMENT MARKING TAPE, TYPE IV 4" (30' SKIP-10' DASH, WHITE) (70300904)
- PAVEMENT MARKING TAPE, TYPE IV 4" (6' SKIP-2' DASH, WHITE) (70300904)

- PAVEMENT MARKING TAPE, TYPE IV 12" (CHEVRONS, WHITE) (70300912)
 - PAVEMENT MARKING TAPE, TYPE IV 8" (SOLID, WHITE) (70300908)
- NOTE: MOT PLANS SHOW TRAFFIC IN POST-OPERATIONS CONFIGURATION. PLEASE REFER TO MOT TYPICAL SECTIONS AND ILLINOIS TOLLWAY STANDARD E2 FOR 1 AND 2 LANE CLOSURES WHEN REQUIRED, AS DICTATED BY MOT TYPICAL SECTIONS.

KEY MAP



DRAWN BY MAL DATE 3/11/2018
 CHECKED BY MPV DATE 3/11/2018

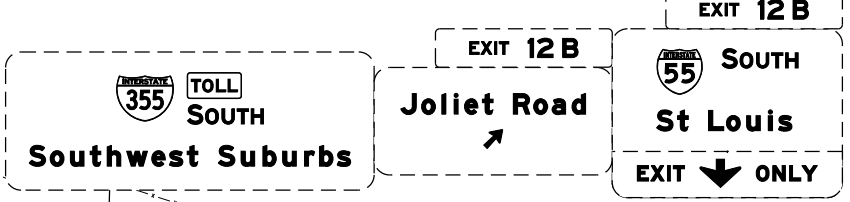


REVISIONS		
NO.	DATE	DESCRIPTION

CONTRACT NO. RR-16-4255
 MOT STAGE 3A
 STA 745+00 - STA 759+00
 MOT-208
 DRAWING NO. 259 OF 1517

MATCH LINE
STA 127+70

- MOT PLAN LEGEND:**
- ☒ CONSTRUCTION WORK ZONE
 - ☐ PORT. CHANGEABLE MESSAGE SIGN
 - ➔ DIRECTION OF TRAFFIC FLOW
 - ➔ DIRECTION OF TRAFFIC FLOW, LANE CLOSED DURING OPERATIONS
 - ⊥ CONSTRUCTION SIGN
 - ⊥ TYPE II BARRICADES OR DRUMS WITH STEADY BURNING MONO-DIRECTIONAL LIGHT @ 50' CENTERS (25' CENTERS ALONG TAPERS AND RAMP)
 - ⊥ TYPE III BARRICADE WITH STEADY BURNING LIGHT
 - ▨ ACCELERATED PCC PATCHING, CLASS B, 12 INCHES (J1442873, J1442874, J1442875, J1442894)
 - Ⓐ EXISTING PAVEMENT MARKING
 - Ⓑ WATERBLAST PAVEMENT MARKING REMOVAL WITH VACUUM RECOVERY (JT783005)
 - Ⓒ PAVEMENT MARKING PLACED IN PREVIOUS STAGE
 - ① PAVEMENT MARKING TAPE, TYPE IV 4" (SOLID, WHITE) (70300904)
 - ② PAVEMENT MARKING TAPE, TYPE IV 4" (SOLID, YELLOW) (70300904)
 - ③ PAVEMENT MARKING TAPE, TYPE IV 4" (30' SKIP-10' DASH, WHITE) (70300904)
 - ④ PAVEMENT MARKING TAPE, TYPE IV 4" (6' SKIP-2' DASH, WHITE) (70300904)
 - ⑤ PAVEMENT MARKING TAPE, TYPE IV 12" (CHEVRONS, WHITE) (70300912)
 - ⑥ PAVEMENT MARKING TAPE, TYPE IV 8" (SOLID, WHITE) (70300908)
- NOTE:
MOT PLANS SHOW TRAFFIC IN POST-OPERATIONS CONFIGURATION. PLEASE REFER TO MOT TYPICAL SECTIONS AND ILLINOIS TOLLWAY STANDARD E2 FOR 1 AND 2 LANE CLOSURES WHEN REQUIRED, AS DICTATED BY MOT TYPICAL SECTIONS.



RAMP SB I-355 TO NB I-55

BRIDGE 1481
SB I-355 ENTRANCE RAMP
FROM SB I-55 OVER I-355

VETERANS MEMORIAL TOLLWAY (I-355)

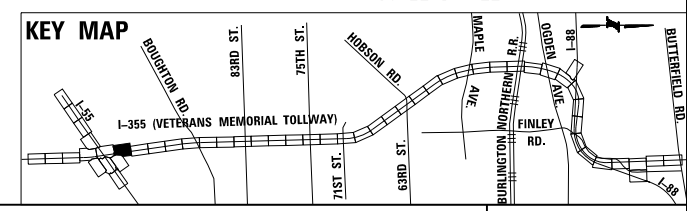
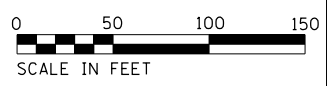
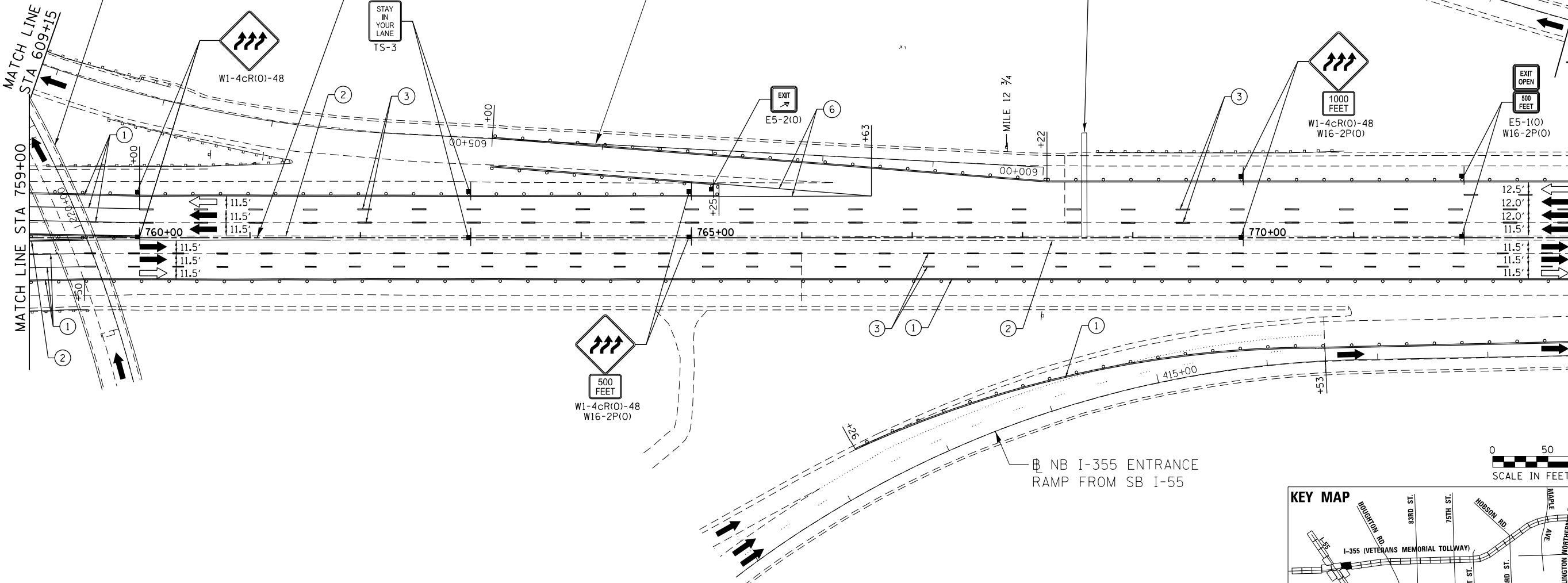
RAMP SB I-355 TO SB I-55

MATCH LINE
STA 609+15

MATCH LINE
STA 759+00

MATCH LINE
STA 113+25

MATCH LINE
STA 773+00



DRAWN BY MAL DATE 3/11/2018
CHECKED BY MPV DATE 3/11/2018

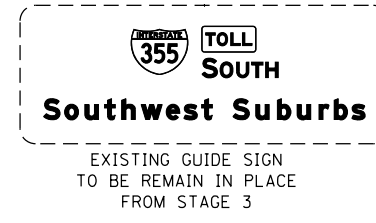
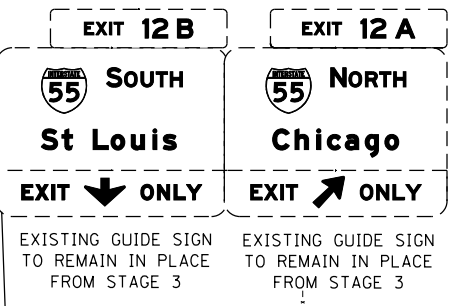
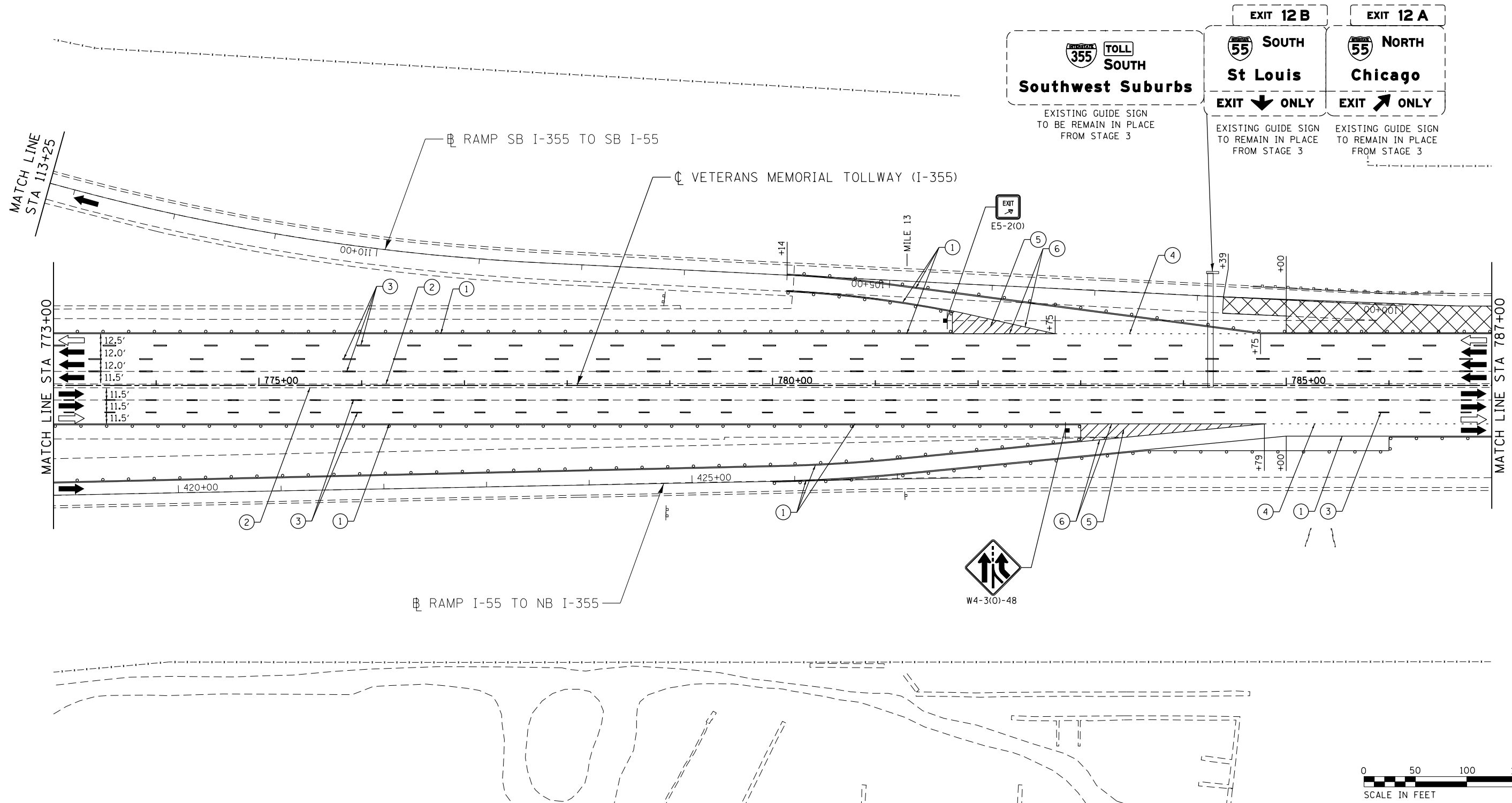


THE ILLINOIS STATE TOLL HIGHWAY AUTHORITY
2700 OGDEN AVENUE
DOWNERS GROVE,
ILLINOIS 60515

REVISIONS	
NO.	DESCRIPTION

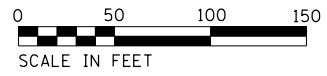
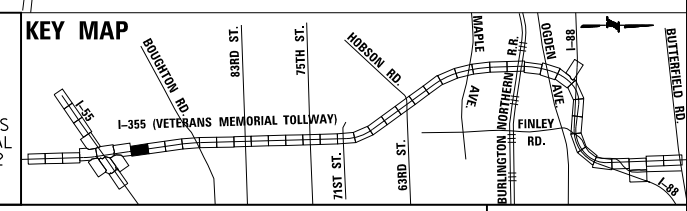
CONTRACT NO. RR-16-4255
MOT STAGE 3A
STA 759+00 - STA 773+00

MOT-209
DRAWING NO.
260 OF 1517



MOT PLAN LEGEND:		REVISIONS	
	CONSTRUCTION WORK ZONE	NO.	DATE
	PORT. CHANGEABLE MESSAGE SIGN		
	DIRECTION OF TRAFFIC FLOW		
	DIRECTION OF TRAFFIC FLOW, LANE CLOSED DURING OPERATIONS		
	CONSTRUCTION SIGN		
	TYPE II BARRICADES OR DRUMS WITH STEADY BURNING MONO-DIRECTIONAL LIGHT @ 50' CENTERS (25' CENTERS ALONG TAPERS AND RAMP)		
	TYPE III BARRICADE WITH STEADY BURNING LIGHT		
	ACCELERATED PCC PATCHING, CLASS B, 12 INCHES (JI442873, JI442874, JI442875, JI442894)		
	(A) EXISTING PAVEMENT MARKING		
	(B) WATERBLAST PAVEMENT MARKING REMOVAL WITH VACUUM RECOVERY (JT783005)		
	(1) PAVEMENT MARKING TAPE, TYPE IV 4" (SOLID, WHITE) (70300904)		
	(2) PAVEMENT MARKING TAPE, TYPE IV 4" (SOLID, YELLOW) (70300904)		
	(3) PAVEMENT MARKING TAPE, TYPE IV 4" (30' SKIP-10' DASH, WHITE) (70300904)		
	(4) PAVEMENT MARKING TAPE, TYPE IV 4" (6' SKIP-2' DASH, WHITE) (70300904)		
	(5) PAVEMENT MARKING TAPE, TYPE IV 12" (CHEVRONS, WHITE) (70300912)		
	(6) PAVEMENT MARKING TAPE, TYPE IV 8" (SOLID, WHITE) (70300908)		

NOTE: MOT PLANS SHOW TRAFFIC IN POST-OPERATIONS CONFIGURATION. PLEASE REFER TO MOT TYPICAL SECTIONS AND ILLINOIS TOLLWAY STANDARD E2 FOR 1 AND 2 LANE CLOSURES WHEN REQUIRED, AS DICTATED BY MOT TYPICAL SECTIONS.



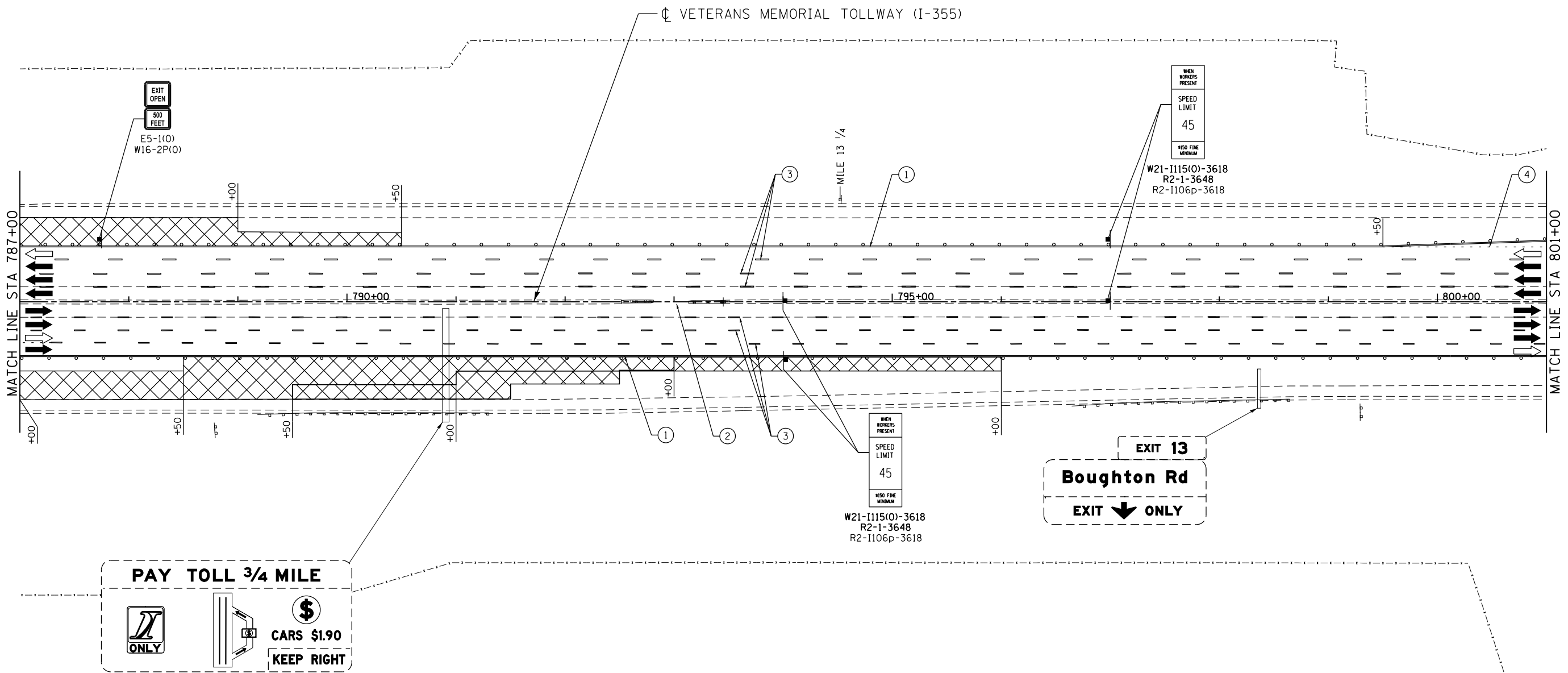
DRAWN BY MAL DATE 3/11/2018
 CHECKED BY MPV DATE 3/11/2018



REVISIONS	
NO.	DESCRIPTION

CONTRACT NO. RR-16-4255
 MOT STAGE 3A
 STA 773+00 - STA 787+00
 MOT-210
 DRAWING NO. 261 OF 1517

P:\projects\primera\chicago\RR16-4255\Documents\01\Projects\2016\20161616_Veterans Memorial Tollway\Drawings\Current\Drawings\Files\4255\Civil\Sheet\4255-ahb-ns13a-PEL007.dgn



PAY TOLL 3/4 MILE

ONLY

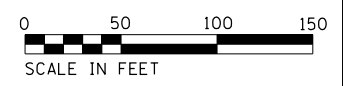
CARS \$1.90

KEEP RIGHT

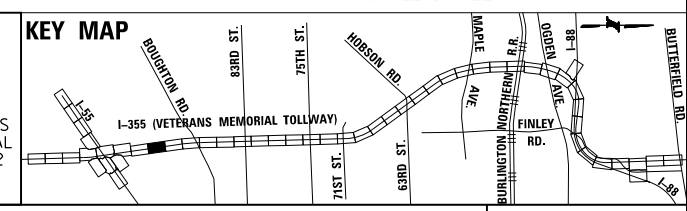
EXIT 13

Boughton Rd

EXIT ONLY



MOT PLAN LEGEND:		REVISIONS	
NO.	DATE	NO.	DESCRIPTION
[Symbol]	CONSTRUCTION WORK ZONE	①	PAVEMENT MARKING TAPE, TYPE IV 4" (SOLID, WHITE) (70300904)
[Symbol]	PORT. CHANGEABLE MESSAGE SIGN	②	PAVEMENT MARKING TAPE, TYPE IV 4" (SOLID, YELLOW) (70300904)
[Symbol]	DIRECTION OF TRAFFIC FLOW	③	PAVEMENT MARKING TAPE, TYPE IV 4" (30' SKIP-10' DASH, WHITE) (70300904)
[Symbol]	DIRECTION OF TRAFFIC FLOW, LANE CLOSED DURING OPERATIONS	④	PAVEMENT MARKING TAPE, TYPE IV 4" (6' SKIP-2' DASH, WHITE) (70300904)
[Symbol]	CONSTRUCTION SIGN	⑤	PAVEMENT MARKING TAPE, TYPE IV 12" (CHEVRONS, WHITE) (70300912)
[Symbol]	TYPE II BARRICADES OR DRUMS WITH STEADY BURNING MONO-DIRECTIONAL LIGHT @ 50' CENTERS (25' CENTERS ALONG TAPERS AND RAMP)	⑥	PAVEMENT MARKING TAPE, TYPE IV 8" (SOLID, WHITE) (70300908)
[Symbol]	TYPE III BARRICADE WITH STEADY BURNING LIGHT	NOTE: MOT PLANS SHOW TRAFFIC IN POST-OPERATIONS CONFIGURATION. PLEASE REFER TO MOT TYPICAL SECTIONS AND ILLINOIS TOLLWAY STANDARD E2 FOR 1 AND 2 LANE CLOSURES WHEN REQUIRED, AS DICTATED BY MOT TYPICAL SECTIONS.	
[Symbol]	ACCELERATED PCC PATCHING, CLASS B, 12 INCHES (JI442873, JI442874, JI442875, JI442894)		
[Symbol]	EXISTING PAVEMENT MARKING		
[Symbol]	WATERBLAST PAVEMENT MARKING REMOVAL WITH VACUUM RECOVERY (JT783005)		



DRAWN BY MAL DATE 3/11/2018
 CHECKED BY MPV DATE 3/11/2018



THE ILLINOIS STATE TOLL HIGHWAY AUTHORITY
 2700 OGDEN AVENUE
 DOWNERS GROVE,
 ILLINOIS 60515

REVISIONS	
NO.	DESCRIPTION

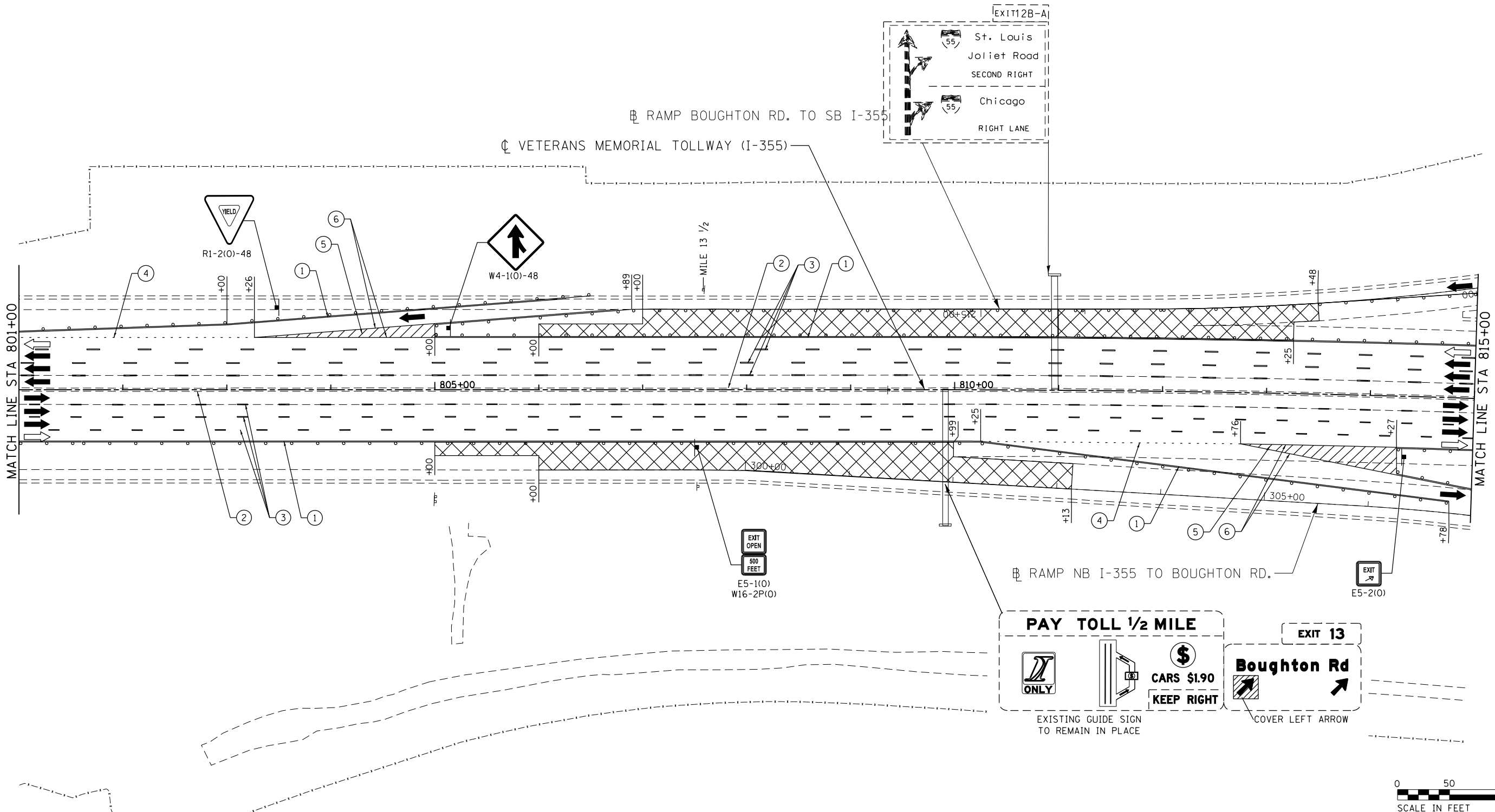
CONTRACT NO. RR-16-4255
 MOT STAGE 3A
 STA 787+00 - STA 801+00

MOT-211
 DRAWING NO.
 262 OF 1517

Projects\2016\20161616-Veterans Memorial Tollway\Drawings\Current\Drawings\Files\4255\Civil\Sheet\255-ahb-no3a-PEL088.dgn



I:\projects\2016\20161616-Veterans Memorial Tollway\Drawings\Current\Drawings\Files\4255\Civil\Sheet\255-ah-103a-PEL009.dgn
 I:\projects\2016\20161616-Veterans Memorial Tollway\Drawings\Current\Drawings\Files\4255\Civil\Sheet\255-ah-103a-PEL009.dgn



MOT PLAN LEGEND:

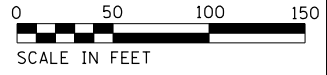
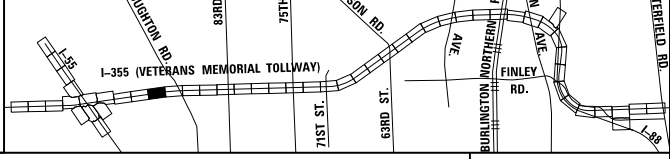
- CONSTRUCTION WORK ZONE
- PORT. CHANGEABLE MESSAGE SIGN
- DIRECTION OF TRAFFIC FLOW
- DIRECTION OF TRAFFIC FLOW, LANE CLOSED DURING OPERATIONS
- CONSTRUCTION SIGN

- TYPE II BARRICADES OR DRUMS WITH STEADY BURNING MONO-DIRECTIONAL LIGHT @ 50' CENTERS (25' CENTERS ALONG TAPERS AND RAMPS)
- TYPE III BARRICADE WITH STEADY BURNING LIGHT
- ACCELERATED PCC PATCHING, CLASS B, 12 INCHES (JI442873, JI442874, JI442875, JI442894)
- EXISTING PAVEMENT MARKING
- WATERBLAST PAVEMENT MARKING REMOVAL WITH VACUUM RECOVERY (JT783005)

- PAVEMENT MARKING PLACED IN PREVIOUS STAGE
- PAVEMENT MARKING TAPE, TYPE IV 4" (SOLID, WHITE) (70300904)
- PAVEMENT MARKING TAPE, TYPE IV 4" (SOLID, YELLOW) (70300904)
- PAVEMENT MARKING TAPE, TYPE IV 4" (30' SKIP-10' DASH, WHITE) (70300904)
- PAVEMENT MARKING TAPE, TYPE IV 4" (6' SKIP-2' DASH, WHITE) (70300904)
- PAVEMENT MARKING TAPE, TYPE IV 12" (CHEVRONS, WHITE) (70300912)
- PAVEMENT MARKING TAPE, TYPE IV 8" (SOLID, WHITE) (70300908)

NOTE:
 MOT PLANS SHOW TRAFFIC IN POST-OPERATIONS CONFIGURATION. PLEASE REFER TO MOT TYPICAL SECTIONS AND ILLINOIS TOLLWAY STANDARD E2 FOR 1 AND 2 LANE CLOSURES WHEN REQUIRED, AS DICTATED BY MOT TYPICAL SECTIONS.

KEY MAP



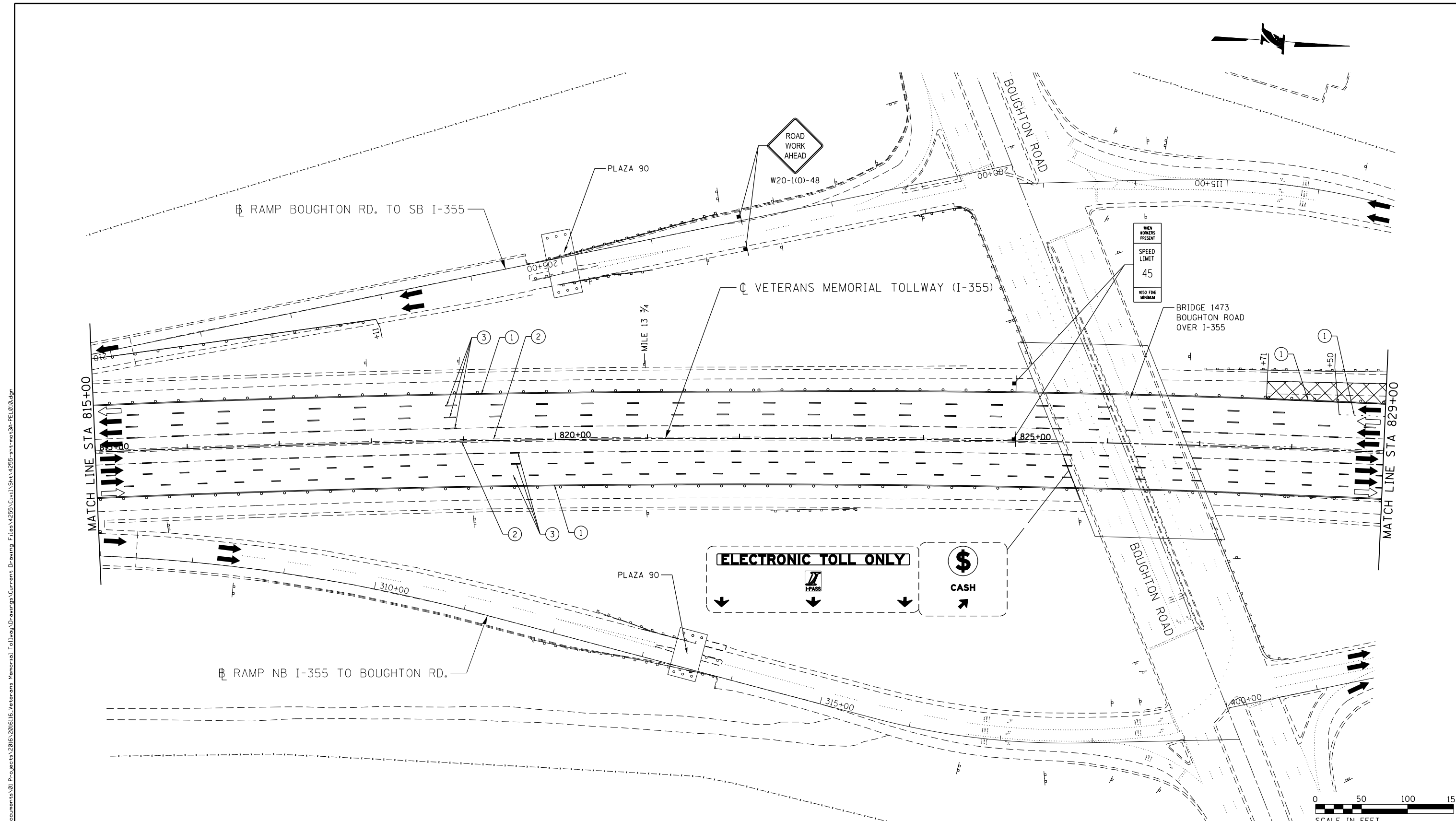
DRAWN BY MAL DATE 3/11/2018
 CHECKED BY MPV DATE 3/11/2018



REVISIONS		
NO.	DATE	DESCRIPTION

CONTRACT NO. RR-16-4255
 MOT STAGE 3A
 STA 801+00 - STA 815+00

MOT-212
 DRAWING NO. 263 OF 1517



P:\projects\2016\20161616-Veterans Memorial Tollway\Drawings\Current\Drawings\Files\4255\Civil\Sheet\4255-ahb-no3a-PEL010.dgn
 DRAWN BY MAL DATE 3/11/2018
 CHECKED BY MPV DATE 3/11/2018

MOT PLAN LEGEND:

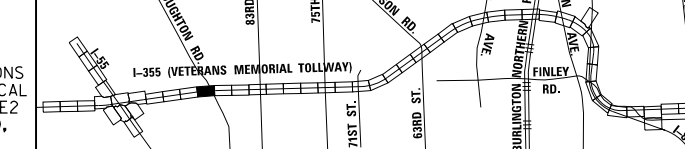
- CONSTRUCTION WORK ZONE
- PORT. CHANGEABLE MESSAGE SIGN
- DIRECTION OF TRAFFIC FLOW
- DIRECTION OF TRAFFIC FLOW, LANE CLOSED DURING OPERATIONS
- CONSTRUCTION SIGN

- TYPE II BARRICADES OR DRUMS WITH STEADY BURNING MONO-DIRECTIONAL LIGHT @ 50' CENTERS (25' CENTERS ALONG TAPERS AND RAMPS)
- TYPE III BARRICADE WITH STEADY BURNING LIGHT
- ACCELERATED PCC PATCHING, CLASS B, 12 INCHES (JI442873, JI442874, JI442875, JI442894)
- (A) EXISTING PAVEMENT MARKING
- (B) WATERBLAST PAVEMENT MARKING REMOVAL WITH VACUUM RECOVERY (JT783005)

- (C) PAVEMENT MARKING PLACED IN PREVIOUS STAGE
- (1) PAVEMENT MARKING TAPE, TYPE IV 4" (SOLID, WHITE) (70300904)
- (2) PAVEMENT MARKING TAPE, TYPE IV 4" (SOLID, YELLOW) (70300904)
- (3) PAVEMENT MARKING TAPE, TYPE IV 4" (30' SKIP-10' DASH, WHITE) (70300904)
- (4) PAVEMENT MARKING TAPE, TYPE IV 4" (6' SKIP-2' DASH, WHITE) (70300904)

- (5) PAVEMENT MARKING TAPE, TYPE IV 12" (CHEVRONS, WHITE) (70300912)
 - (6) PAVEMENT MARKING TAPE, TYPE IV 8" (SOLID, WHITE) (70300908)
- NOTE:
 MOT PLANS SHOW TRAFFIC IN POST-OPERATIONS CONFIGURATION. PLEASE REFER TO MOT TYPICAL SECTIONS AND ILLINOIS TOLLWAY STANDARD E2 FOR 1 AND 2 LANE CLOSURES WHEN REQUIRED, AS DICTATED BY MOT TYPICAL SECTIONS.

KEY MAP

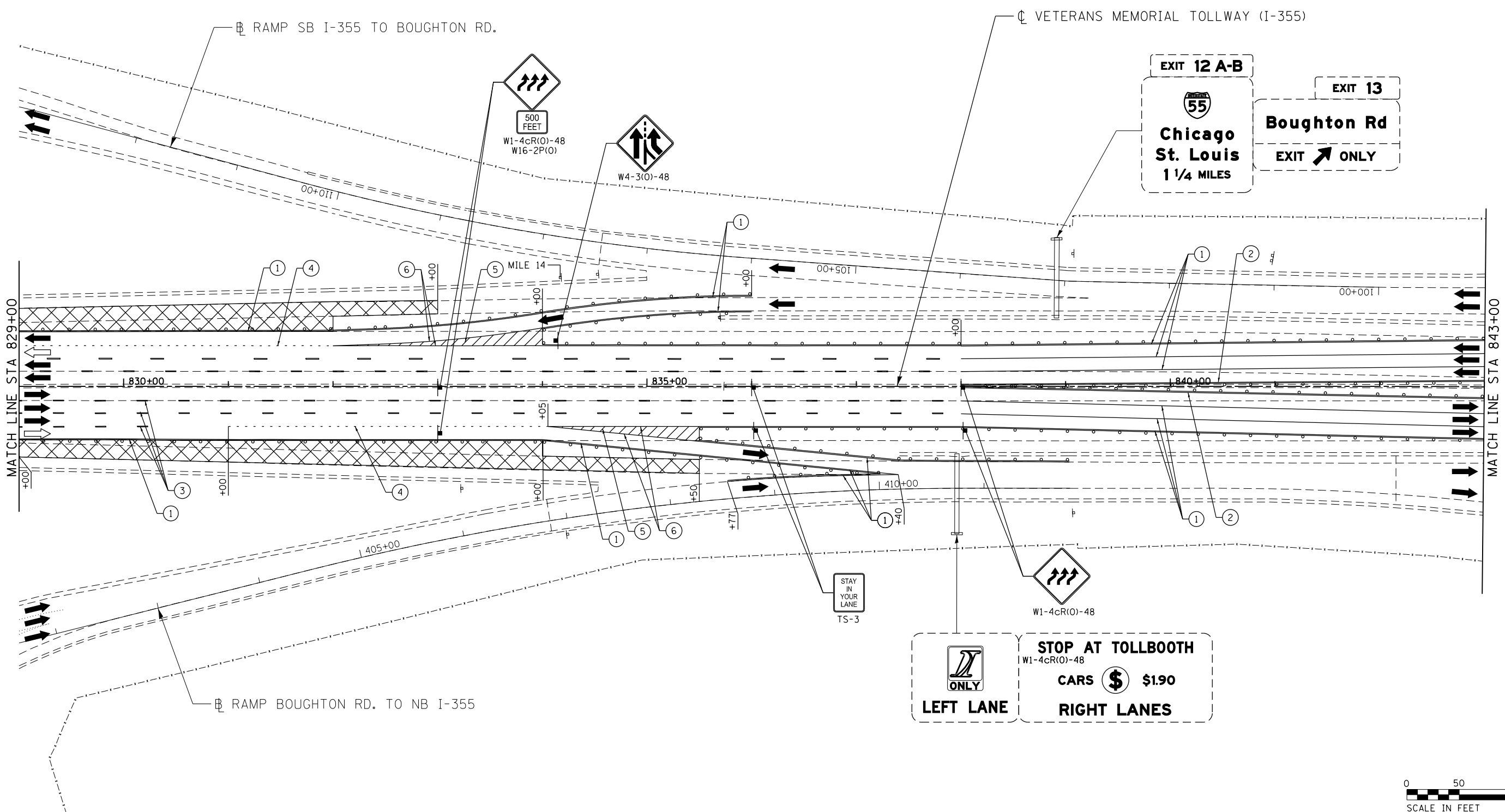


Primera
 100 S. WACKER DRIVE SUITE 700 - CHICAGO, IL 60606 P312-486-0910 F312-486-0415

THE ILLINOIS STATE TOLL HIGHWAY AUTHORITY
 2700 OGDEN AVENUE
 DOWNERS GROVE,
 ILLINOIS 60515

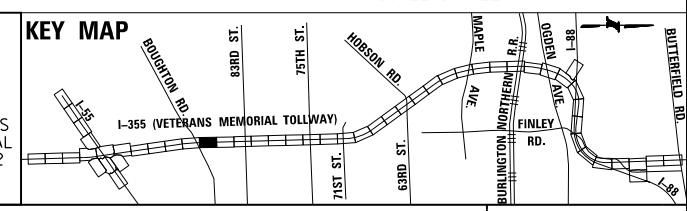
REVISIONS		
NO.	DATE	DESCRIPTION

CONTRACT NO. RR-16-4255	MOT-213
MOT STAGE 3A	DRAWING NO. 264 OF 1517
STA 815+00 - STA 829+00	



MOT PLAN LEGEND:	
CONSTRUCTION WORK ZONE	TYPE II BARRICADES OR DRUMS WITH STEADY BURNING MONO-DIRECTIONAL LIGHT @ 50' CENTERS (25' CENTERS ALONG TAPERS AND RAMPS)
PORT. CHANGEABLE MESSAGE SIGN	TYPE III BARRICADE WITH STEADY BURNING LIGHT
DIRECTION OF TRAFFIC FLOW	ACCELERATED PCC PATCHING, CLASS B, 12 INCHES (JI442873, JI442874, JI442875, JI442894)
DIRECTION OF TRAFFIC FLOW, LANE CLOSED DURING OPERATIONS	(A) EXISTING PAVEMENT MARKING
CONSTRUCTION SIGN	(B) WATERBLAST PAVEMENT MARKING REMOVAL WITH VACUUM RECOVERY (JT783005)
(C) PAVEMENT MARKING PLACED IN PREVIOUS STAGE	(5) PAVEMENT MARKING TAPE, TYPE IV 12" (CHEVRONS, WHITE) (70300912)
(1) PAVEMENT MARKING TAPE, TYPE IV 4" (SOLID, WHITE) (70300904)	(6) PAVEMENT MARKING TAPE, TYPE IV 8" (SOLID, WHITE) (70300908)
(2) PAVEMENT MARKING TAPE, TYPE IV 4" (SOLID, YELLOW) (70300904)	
(3) PAVEMENT MARKING TAPE, TYPE IV 4" (30' SKIP-10' DASH, WHITE) (70300904)	
(4) PAVEMENT MARKING TAPE, TYPE IV 4" (6' SKIP-2' DASH, WHITE) (70300904)	

NOTE: MOT PLANS SHOW TRAFFIC IN POST-OPERATIONS CONFIGURATION. PLEASE REFER TO MOT TYPICAL SECTIONS AND ILLINOIS TOLLWAY STANDARD E2 FOR 1 AND 2 LANE CLOSURES WHEN REQUIRED, AS DICTATED BY MOT TYPICAL SECTIONS.



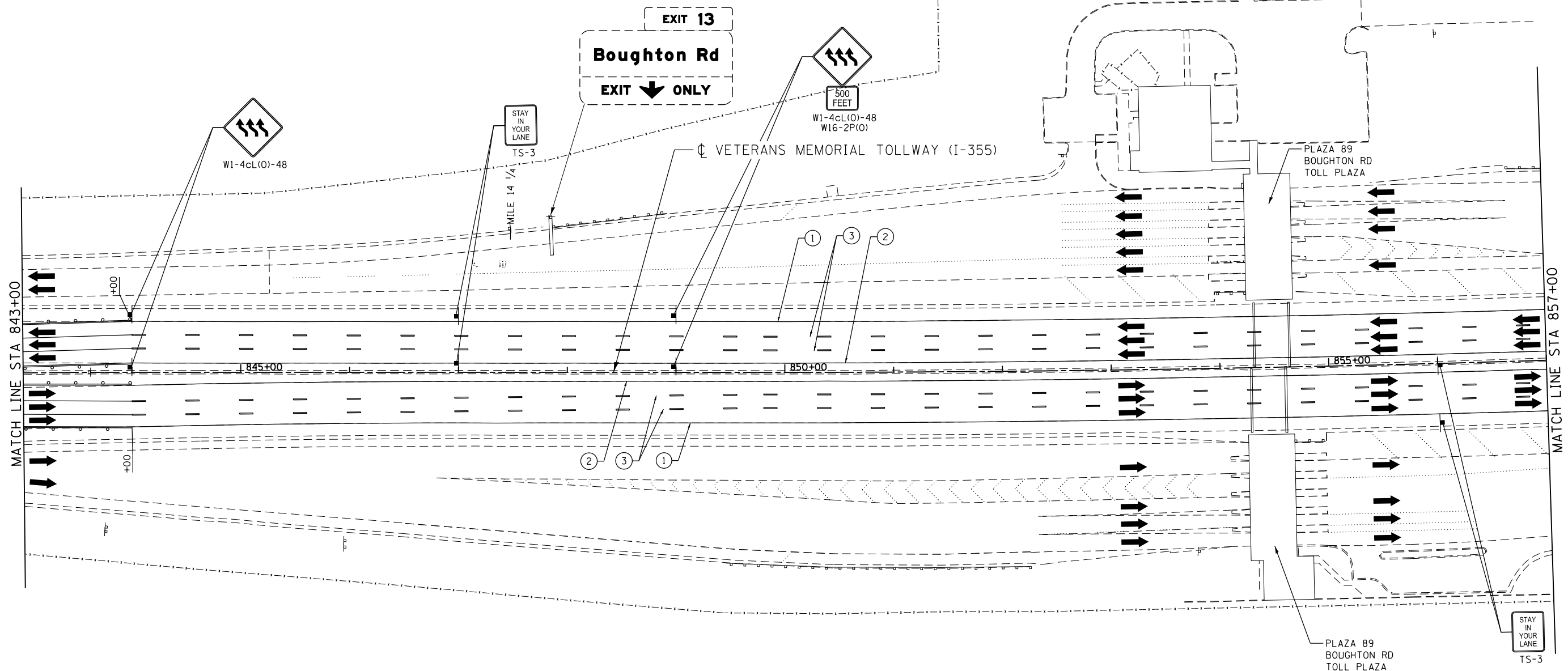
DRAWN BY MAL DATE 3/11/2018
 CHECKED BY MPV DATE 3/11/2018



REVISIONS		
NO.	DATE	DESCRIPTION

CONTRACT NO. RR-16-4255
 MOT STAGE 3A
 STA 829+00 - STA 843+00

MOT-214
 DRAWING NO. 265 OF 1517



MOT PLAN LEGEND:

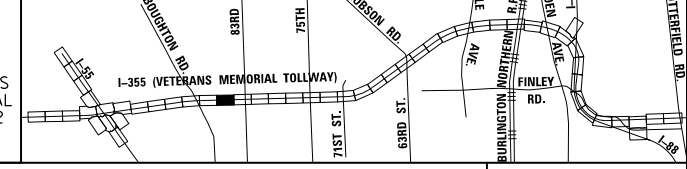
- CONSTRUCTION WORK ZONE
- PORT. CHANGEABLE MESSAGE SIGN
- DIRECTION OF TRAFFIC FLOW
- DIRECTION OF TRAFFIC FLOW, LANE CLOSED DURING OPERATIONS
- CONSTRUCTION SIGN

- TYPE II BARRICADES OR DRUMS WITH STEADY BURNING MONO-DIRECTIONAL LIGHT @ 50' CENTERS (25' CENTERS ALONG TAPERS AND RAMP)
- TYPE III BARRICADE WITH STEADY BURNING LIGHT
- ACCELERATED PCC PATCHING, CLASS B, 12 INCHES (JI442873, JI442874, JI442875, JI442894)
- EXISTING PAVEMENT MARKING
- WATERBLAST PAVEMENT MARKING REMOVAL WITH VACUUM RECOVERY (JT783005)

- PAVEMENT MARKING PLACED IN PREVIOUS STAGE
- PAVEMENT MARKING TAPE, TYPE IV 4" (SOLID, WHITE) (70300904)
- PAVEMENT MARKING TAPE, TYPE IV 4" (SOLID, YELLOW) (70300904)
- PAVEMENT MARKING TAPE, TYPE IV 4" (30' SKIP-10' DASH, WHITE) (70300904)
- PAVEMENT MARKING TAPE, TYPE IV 4" (6' SKIP-2' DASH, WHITE) (70300904)

- PAVEMENT MARKING TAPE, TYPE IV 12" (CHEVRONS, WHITE) (70300912)
 - PAVEMENT MARKING TAPE, TYPE IV 8" (SOLID, WHITE) (70300908)
- NOTE:
MOT PLANS SHOW TRAFFIC IN POST-OPERATIONS CONFIGURATION. PLEASE REFER TO MOT TYPICAL SECTIONS AND ILLINOIS TOLLWAY STANDARD E2 FOR 1 AND 2 LANE CLOSURES WHEN REQUIRED, AS DICTATED BY MOT TYPICAL SECTIONS.

KEY MAP



DRAWN BY MAL DATE 3/11/2018
 CHECKED BY MPV DATE 3/11/2018



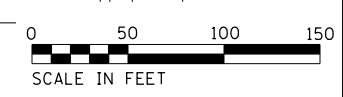
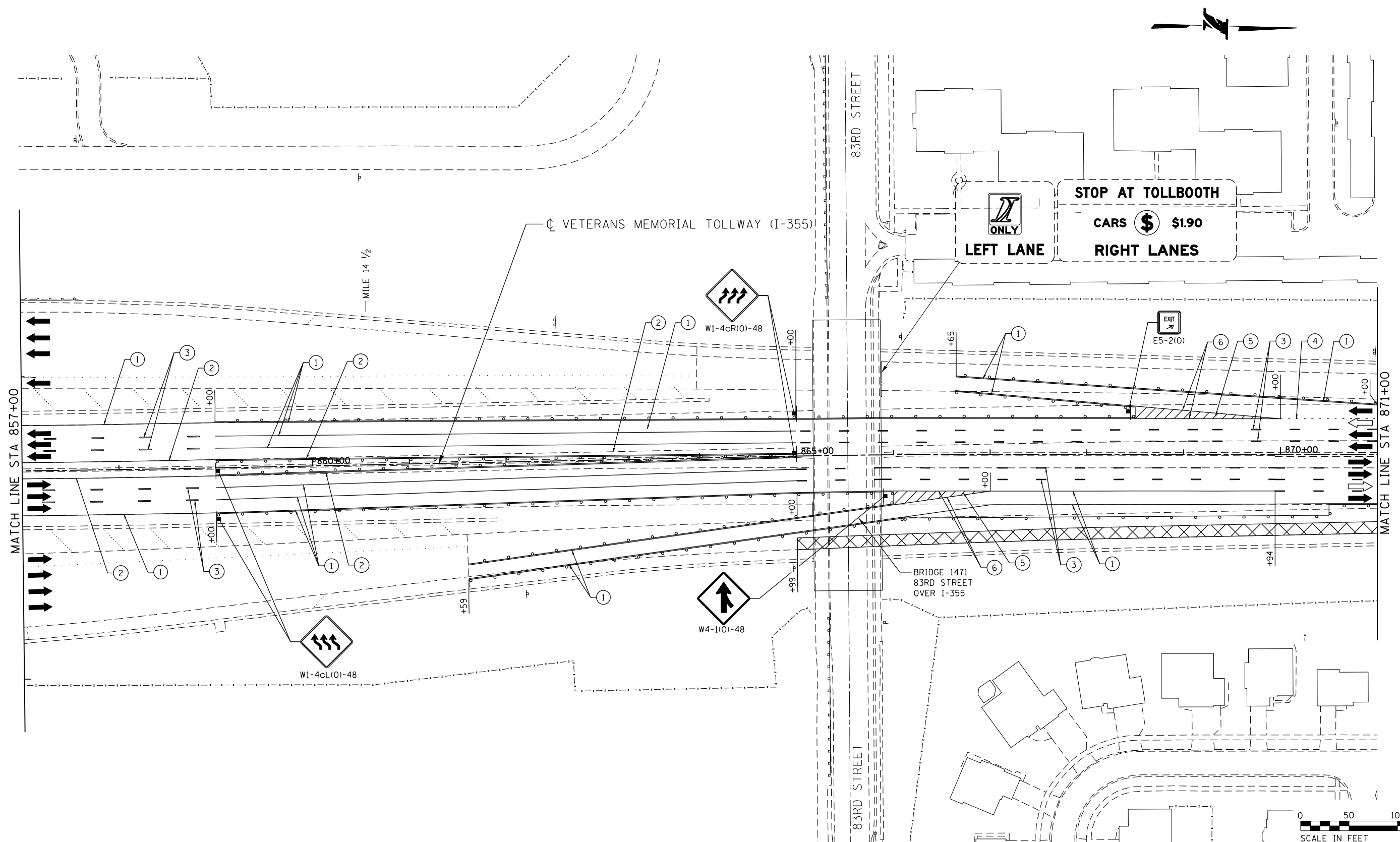
REVISIONS		
NO.	DATE	DESCRIPTION

CONTRACT NO. RR-16-4255
 MOT STAGE 3A
 STA 843+00 - STA 857+00

MOT-215
 DRAWING NO. 266 OF 1517

p:\projects\primera\chicago\p312\Documents\01\Projects\2016\20161616_Veterans Memorial Tollway\Drawings\Current\Drawings\Files\4255\Civil\Sheet\255-ah-10130-PEL012.dgn

P:\proj\pman\01\primera\chicago\comp\PR00\Documents\01\Projects\2016\20161616-Veterans Memorial Tollway\Drawings\Current\Drawings\Files\4255\Civil\Sheet\255-ah-101-PEL013.dgn



MOT PLAN LEGEND:

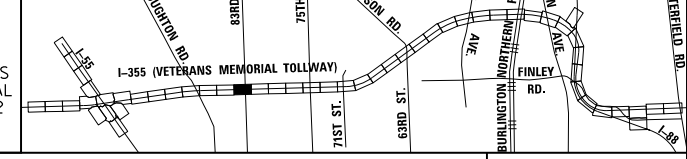
- CONSTRUCTION WORK ZONE
- PORT. CHANGEABLE MESSAGE SIGN
- DIRECTION OF TRAFFIC FLOW
- DIRECTION OF TRAFFIC FLOW, LANE CLOSED DURING OPERATIONS
- CONSTRUCTION SIGN

- TYPE II BARRICADES OR DRUMS WITH STEADY BURNING MONO-DIRECTIONAL LIGHT @ 50' CENTERS (25' CENTERS ALONG TAPERS AND RAMPS)
- TYPE III BARRICADE WITH STEADY BURNING LIGHT
- ACCELERATED PCC PATCHING, CLASS B, 12 INCHES (JI442873, JI442874, JI442875, JI442894)
- (A) EXISTING PAVEMENT MARKING
- (B) WATERBLAST PAVEMENT MARKING REMOVAL WITH VACUUM RECOVERY (JT783005)

- (C) PAVEMENT MARKING PLACED IN PREVIOUS STAGE
- (1) PAVEMENT MARKING TAPE, TYPE IV 4" (SOLID, WHITE) (70300904)
- (2) PAVEMENT MARKING TAPE, TYPE IV 4" (SOLID, YELLOW) (70300904)
- (3) PAVEMENT MARKING TAPE, TYPE IV 4" (30' SKIP-10' DASH, WHITE) (70300904)
- (4) PAVEMENT MARKING TAPE, TYPE IV 4" (6' SKIP-2' DASH, WHITE) (70300904)

- (5) PAVEMENT MARKING TAPE, TYPE IV 12" (CHEVRONS, WHITE) (70300912)
 - (6) PAVEMENT MARKING TAPE, TYPE IV 8" (SOLID, WHITE) (70300908)
- NOTE:
MOT PLANS SHOW TRAFFIC IN POST-OPERATIONS CONFIGURATION. PLEASE REFER TO MOT TYPICAL SECTIONS AND ILLINOIS TOLLWAY STANDARD E2 FOR 1 AND 2 LANE CLOSURES WHEN REQUIRED, AS DICTATED BY MOT TYPICAL SECTIONS.

KEY MAP



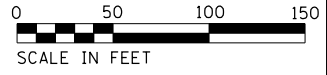
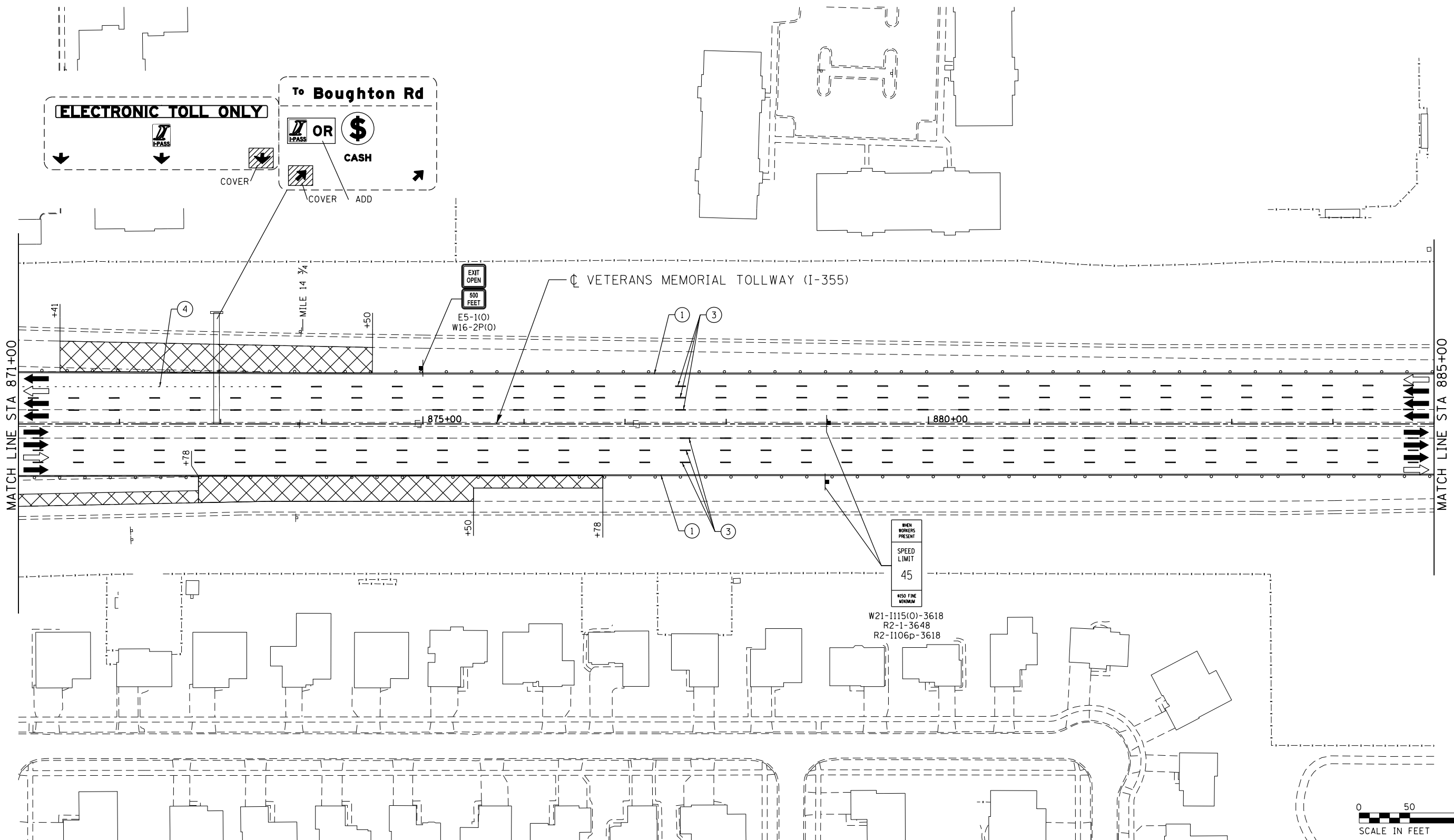
DRAWN BY MAL DATE 3/11/2018
 CHECKED BY MPV DATE 3/11/2018



REVISIONS	
NO.	DESCRIPTION

CONTRACT NO. RR-16-4255
 MOT STAGE 3A
 STA 857+00 - STA 871+00

MOT-216
 DRAWING NO. 267 OF 1517



MOT PLAN LEGEND:

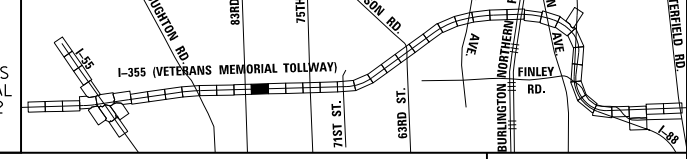
- CONSTRUCTION WORK ZONE
- PORT. CHANGEABLE MESSAGE SIGN
- DIRECTION OF TRAFFIC FLOW
- DIRECTION OF TRAFFIC FLOW, LANE CLOSED DURING OPERATIONS
- CONSTRUCTION SIGN

- TYPE II BARRICADES OR DRUMS WITH STEADY BURNING MONO-DIRECTIONAL LIGHT @ 50' CENTERS (25' CENTERS ALONG TAPERS AND RAMPS)
- TYPE III BARRICADE WITH STEADY BURNING LIGHT
- EXISTING PAVEMENT MARKING
- WATERBLAST PAVEMENT MARKING REMOVAL WITH VACUUM RECOVERY (JT783005)

- PAVEMENT MARKING PLACED IN PREVIOUS STAGE
- PAVEMENT MARKING TAPE, TYPE IV 4" (SOLID, WHITE) (70300904)
- PAVEMENT MARKING TAPE, TYPE IV 4" (SOLID, YELLOW) (70300904)
- PAVEMENT MARKING TAPE, TYPE IV 4" (30' SKIP-10' DASH, WHITE) (70300904)
- PAVEMENT MARKING TAPE, TYPE IV 4" (6' SKIP-2' DASH, WHITE) (70300904)

- PAVEMENT MARKING TAPE, TYPE IV 12" (CHEVRONS, WHITE) (70300912)
 - PAVEMENT MARKING TAPE, TYPE IV 8" (SOLID, WHITE) (70300908)
- NOTE:
MOT PLANS SHOW TRAFFIC IN POST-OPERATIONS CONFIGURATION. PLEASE REFER TO MOT TYPICAL SECTIONS AND ILLINOIS TOLLWAY STANDARD E2 FOR 1 AND 2 LANE CLOSURES WHEN REQUIRED, AS DICTATED BY MOT TYPICAL SECTIONS.

KEY MAP



DRAWN BY MAL DATE 3/11/2018
 CHECKED BY MPV DATE 3/11/2018

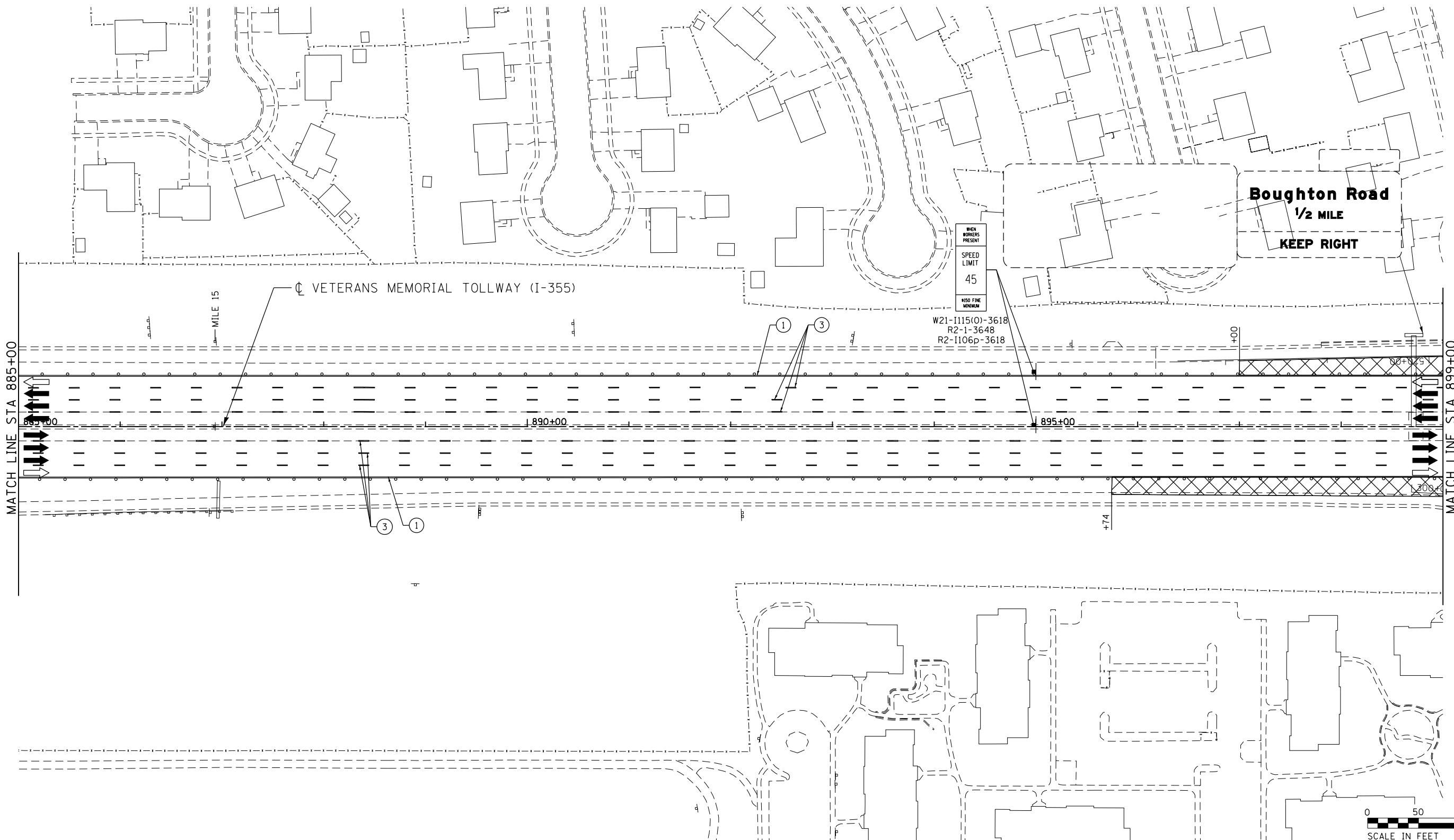


REVISIONS		
NO.	DATE	DESCRIPTION

CONTRACT NO. RR-16-4255
 MOT STAGE 3A
 STA 871+00 - STA 885+00

MOT-217
 DRAWING NO. 268 OF 1517

P:\projects\2016\20161616_Veterans Memorial Tollway\Drawings\Current Drawings Files\4255\Civil\Sheet\255-ah-103a-PEL014.dgn



MOT PLAN LEGEND:

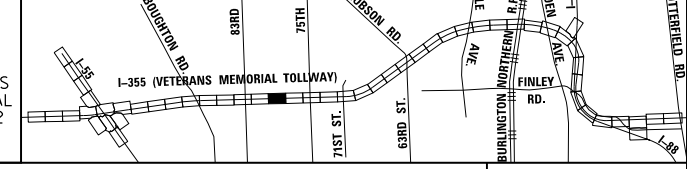
- CONSTRUCTION WORK ZONE
- PORT. CHANGEABLE MESSAGE SIGN
- DIRECTION OF TRAFFIC FLOW
- DIRECTION OF TRAFFIC FLOW, LANE CLOSED DURING OPERATIONS
- CONSTRUCTION SIGN

- TYPE II BARRICADES OR DRUMS WITH STEADY BURNING MONO-DIRECTIONAL LIGHT @ 50' CENTERS (25' CENTERS ALONG TAPERS AND RAMP)
- TYPE III BARRICADE WITH STEADY BURNING LIGHT
- ACCELERATED PCC PATCHING, CLASS B, 12 INCHES (JI442873, JI442874, JI442875, JI442894)
- EXISTING PAVEMENT MARKING
- WATERBLAST PAVEMENT MARKING REMOVAL WITH VACUUM RECOVERY (JT783005)

- PAVEMENT MARKING PLACED IN PREVIOUS STAGE
- PAVEMENT MARKING TAPE, TYPE IV 4" (SOLID, WHITE) (70300904)
- PAVEMENT MARKING TAPE, TYPE IV 4" (SOLID, YELLOW) (70300904)
- PAVEMENT MARKING TAPE, TYPE IV 4" (30' SKIP-10' DASH, WHITE) (70300904)
- PAVEMENT MARKING TAPE, TYPE IV 4" (6' SKIP-2' DASH, WHITE) (70300904)

- PAVEMENT MARKING TAPE, TYPE IV 12" (CHEVRONS, WHITE) (70300912)
 - PAVEMENT MARKING TAPE, TYPE IV 8" (SOLID, WHITE) (70300908)
- NOTE:
MOT PLANS SHOW TRAFFIC IN POST-OPERATIONS CONFIGURATION. PLEASE REFER TO MOT TYPICAL SECTIONS AND ILLINOIS TOLLWAY STANDARD E2 FOR 1 AND 2 LANE CLOSURES WHEN REQUIRED, AS DICTATED BY MOT TYPICAL SECTIONS.

KEY MAP



DRAWN BY MAL DATE 3/11/2018
 CHECKED BY MPV DATE 3/11/2018

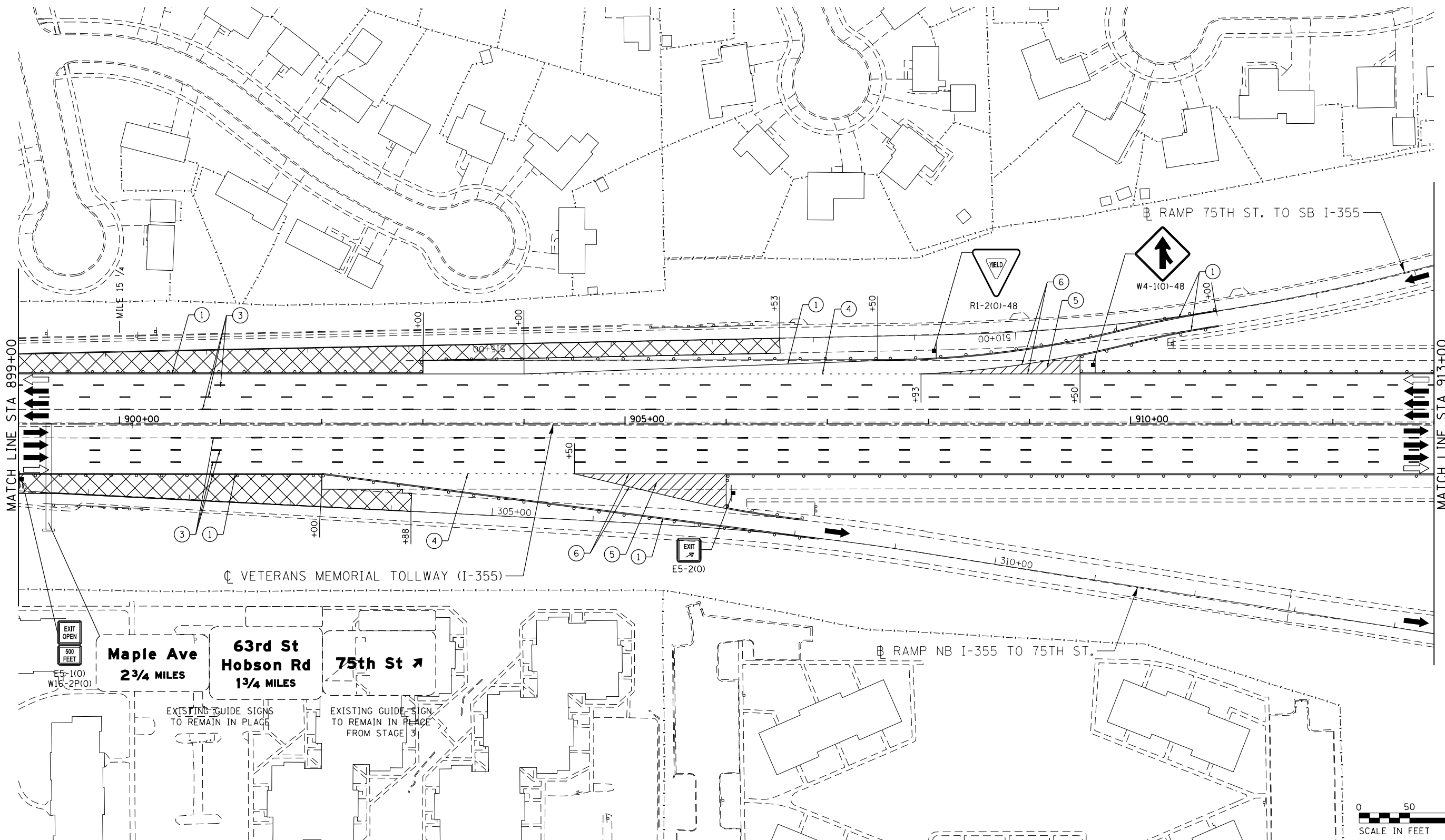


REVISIONS		
NO.	DATE	DESCRIPTION

CONTRACT NO. RR-16-4255
 MOT STAGE 3A
 STA 885+00 - STA 899+00

MOT-218
 DRAWING NO. 269 OF 1517

P:\proj\pwner\primera\chicago\p\PRCD\Documents\01\Projects\2016\20161616_Veterans Memorial Tollway\Drawings\Current\Drawings\mot218-PEL015.dgn



MATCH LINE STA 899+00

MATCH LINE STA 913+00

EXIT OPEN
500 FEET
E5-1(0)
W16-2P(0)

Maple Ave
2 3/4 MILES

63rd St
Hobson Rd
1 3/4 MILES

75th St

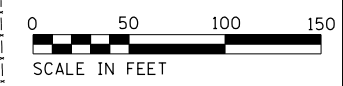
VETERANS MEMORIAL TOLLWAY (I-355)

RAMP NB I-355 TO 75TH ST.

RAMP 75TH ST. TO SB I-355

EXISTING GUIDE SIGNS
TO REMAIN IN PLACE

EXISTING GUIDE SIGN
TO REMAIN IN PLACE
FROM STAGE 3



MOT PLAN LEGEND:

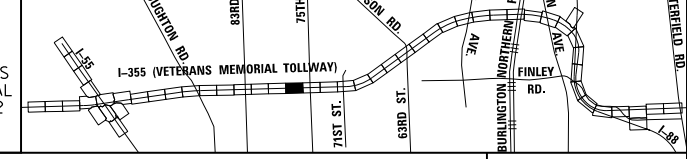
- CONSTRUCTION WORK ZONE
- PORT. CHANGEABLE MESSAGE SIGN
- DIRECTION OF TRAFFIC FLOW
- DIRECTION OF TRAFFIC FLOW, LANE CLOSED DURING OPERATIONS
- CONSTRUCTION SIGN

- TYPE II BARRICADES OR DRUMS WITH STEADY BURNING MONO-DIRECTIONAL LIGHT @ 50' CENTERS (25' CENTERS ALONG TAPERS AND RAMPS)
- TYPE III BARRICADE WITH STEADY BURNING LIGHT
- ACCELERATED PCC PATCHING, CLASS B, 12 INCHES (JI442873, JI442874, JI442875, JI442894)
- EXISTING PAVEMENT MARKING
- WATERBLAST PAVEMENT MARKING REMOVAL WITH VACUUM RECOVERY (JT783005)

- PAVEMENT MARKING PLACED IN PREVIOUS STAGE
- PAVEMENT MARKING TAPE, TYPE IV 4" (SOLID, WHITE) (70300904)
- PAVEMENT MARKING TAPE, TYPE IV 4" (SOLID, YELLOW) (70300904)
- PAVEMENT MARKING TAPE, TYPE IV 4" (30' SKIP-10' DASH, WHITE) (70300904)
- PAVEMENT MARKING TAPE, TYPE IV 4" (6' SKIP-2' DASH, WHITE) (70300904)

- PAVEMENT MARKING TAPE, TYPE IV 12" (CHEVRONS, WHITE) (70300912)
 - PAVEMENT MARKING TAPE, TYPE IV 8" (SOLID, WHITE) (70300908)
- NOTE:
MOT PLANS SHOW TRAFFIC IN POST-OPERATIONS CONFIGURATION. PLEASE REFER TO MOT TYPICAL SECTIONS AND ILLINOIS TOLLWAY STANDARD E2 FOR 1 AND 2 LANE CLOSURES WHEN REQUIRED, AS DICTATED BY MOT TYPICAL SECTIONS.

KEY MAP



DRAWN BY MAL DATE 3/11/2018
CHECKED BY MPV DATE 3/11/2018

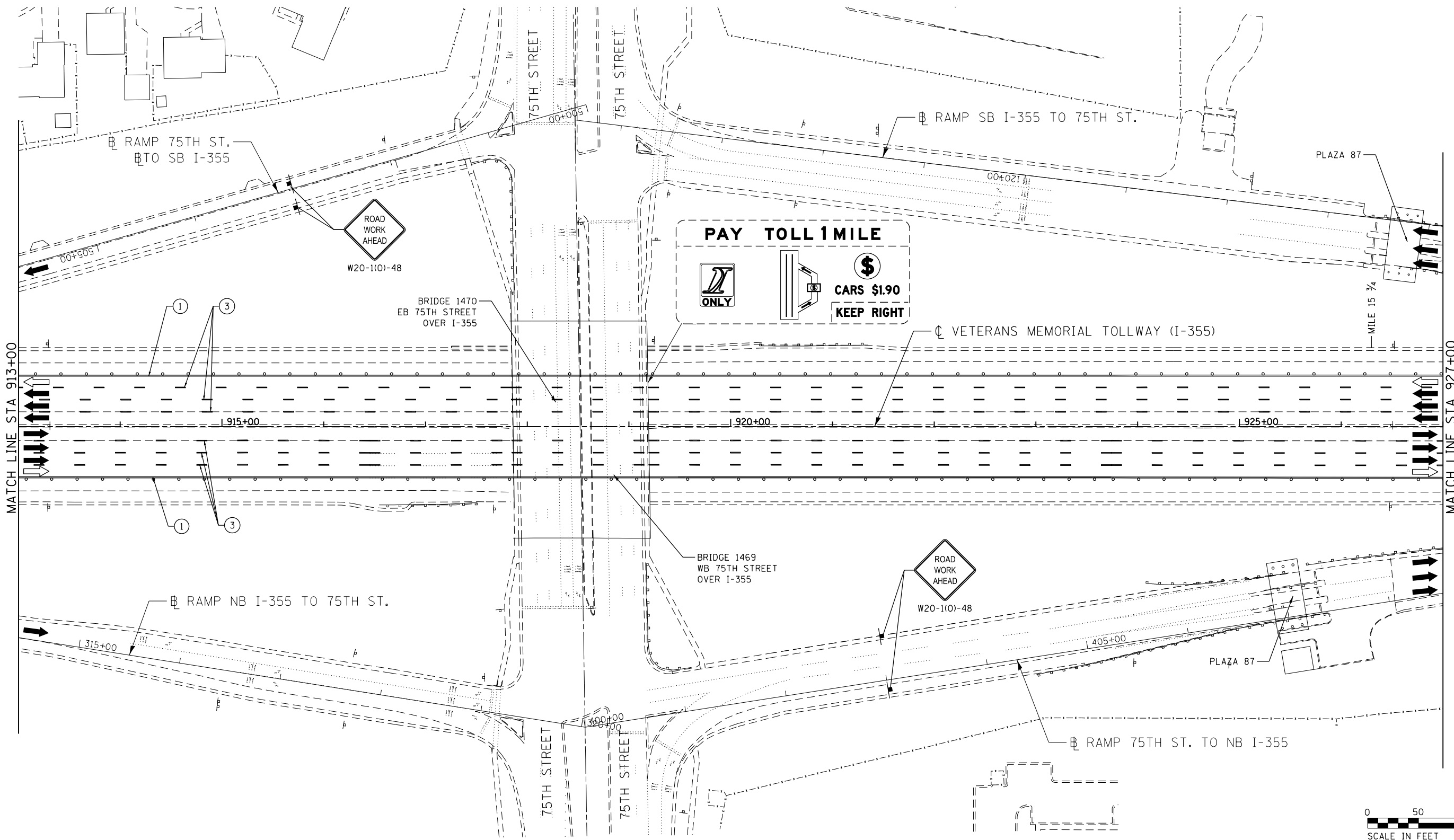


REVISIONS	
NO.	DESCRIPTION

CONTRACT NO. RR-16-4255
MOT STAGE 3A
STA 899+00 - STA 913+00

MOT-219
DRAWING NO.
270 OF 1517

C:\p01\p01\primera\schicagocomp\PR001\Documents\01\Projects\2016\20161616-Veterans Memorial Tollway\Drawings\Current\Drawings\Files\4255\Civil\Sheet\4255-ah-1030-PEL016.dgn



MOT PLAN LEGEND:

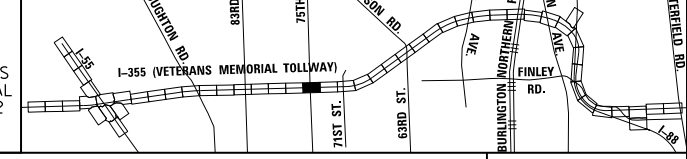
- CONSTRUCTION WORK ZONE
- PORT. CHANGEABLE MESSAGE SIGN
- DIRECTION OF TRAFFIC FLOW
- DIRECTION OF TRAFFIC FLOW, LANE CLOSED DURING OPERATIONS
- CONSTRUCTION SIGN

- TYPE II BARRICADES OR DRUMS WITH STEADY BURNING MONO-DIRECTIONAL LIGHT @ 50' CENTERS (25' CENTERS ALONG TAPERS AND RAMPS)
- TYPE III BARRICADE WITH STEADY BURNING LIGHT ACCELERATED PCC PATCHING, CLASS B, 12 INCHES (JI442873, JI442874, JI442875, JI442894)
- EXISTING PAVEMENT MARKING
- WATERBLAST PAVEMENT MARKING REMOVAL WITH VACUUM RECOVERY (JT783005)

- PAVEMENT MARKING PLACED IN PREVIOUS STAGE
- PAVEMENT MARKING TAPE, TYPE IV 4" (SOLID, WHITE) (70300904)
- PAVEMENT MARKING TAPE, TYPE IV 4" (SOLID, YELLOW) (70300904)
- PAVEMENT MARKING TAPE, TYPE IV 4" (30' SKIP-10' DASH, WHITE) (70300904)
- PAVEMENT MARKING TAPE, TYPE IV 4" (6' SKIP-2' DASH, WHITE) (70300904)

- PAVEMENT MARKING TAPE, TYPE IV 12" (CHEVRONS, WHITE) (70300912)
 - PAVEMENT MARKING TAPE, TYPE IV 8" (SOLID, WHITE) (70300908)
- NOTE:
MOT PLANS SHOW TRAFFIC IN POST-OPERATIONS CONFIGURATION. PLEASE REFER TO MOT TYPICAL SECTIONS AND ILLINOIS TOLLWAY STANDARD E2 FOR 1 AND 2 LANE CLOSURES WHEN REQUIRED, AS DICTATED BY MOT TYPICAL SECTIONS.

KEY MAP



DRAWN BY MAL DATE 3/11/2018
 CHECKED BY MPV DATE 3/11/2018

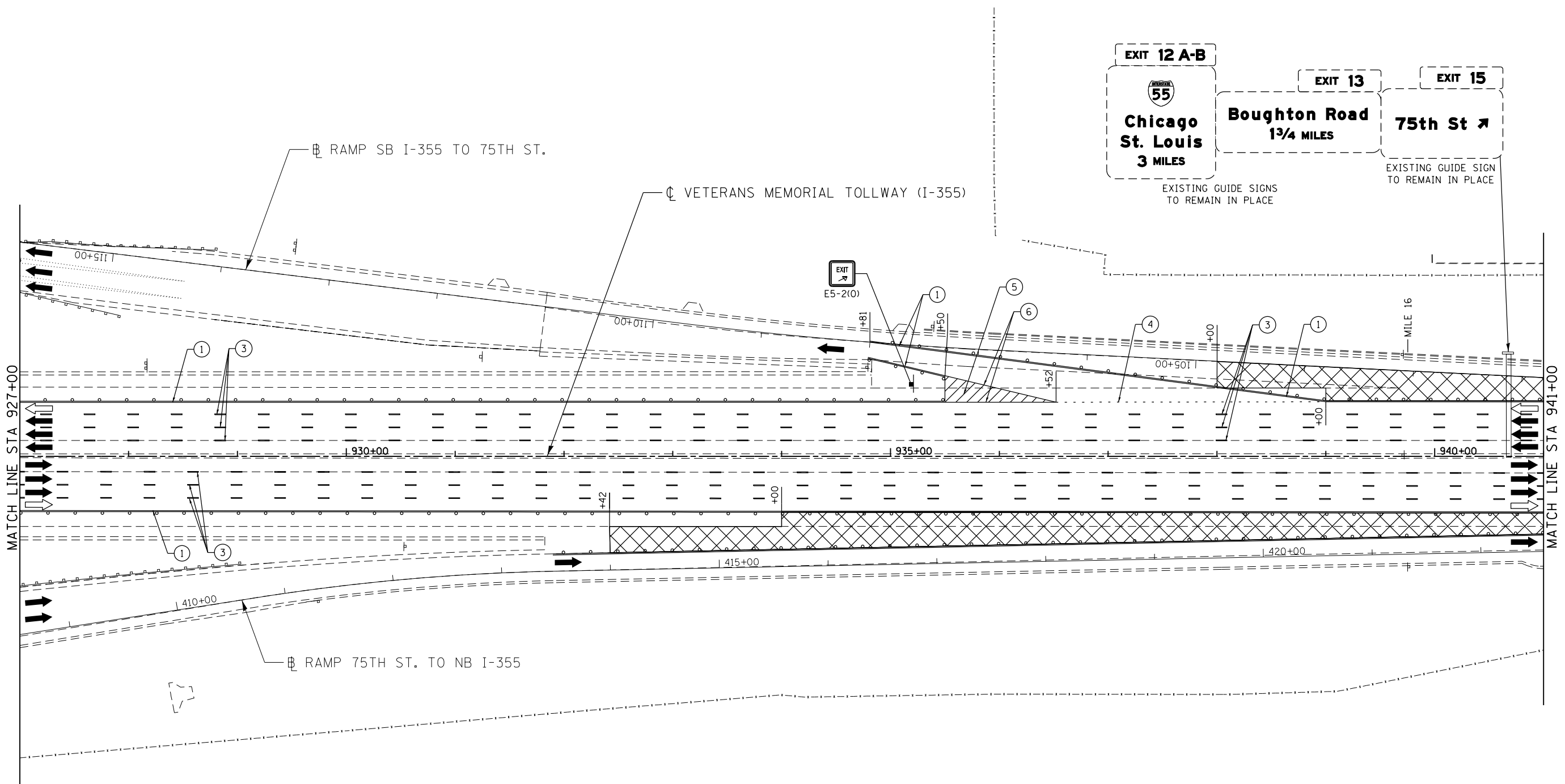
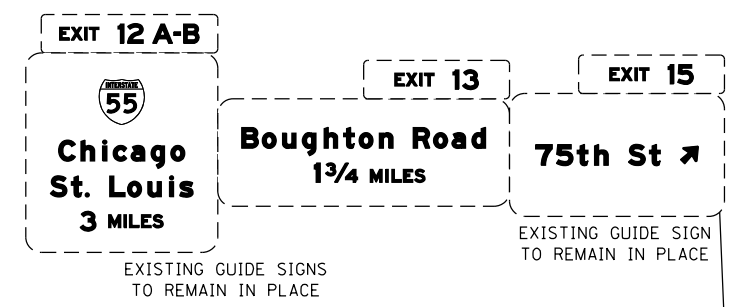


REVISIONS		
NO.	DATE	DESCRIPTION

CONTRACT NO. RR-16-4255
 MOT STAGE 3A
 STA 913+00 - STA 927+00

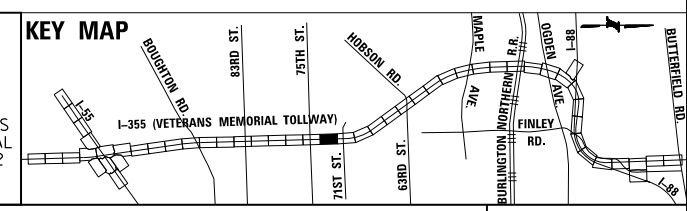
MOT-220
 DRAWING NO.
 271 OF 1517

P:\projects\2016\20161616-Veterans Memorial Tollway\Drawings\Current Drawings Files\4255-Civil\Sheet\255-ah-103a-PEL017.dgn



MOT PLAN LEGEND:		REVISIONS	
	CONSTRUCTION WORK ZONE	NO.	DATE
	PORT. CHANGEABLE MESSAGE SIGN		DESCRIPTION
	DIRECTION OF TRAFFIC FLOW		
	DIRECTION OF TRAFFIC FLOW, LANE CLOSED DURING OPERATIONS		
	CONSTRUCTION SIGN		
	TYPE II BARRICADES OR DRUMS WITH STEADY BURNING MONO-DIRECTIONAL LIGHT @ 50' CENTERS (25' CENTERS ALONG TAPERS AND RAMP)		
	TYPE III BARRICADE WITH STEADY BURNING LIGHT		
	ACCELERATED PCC PATCHING, CLASS B, 12 INCHES (JI442873, JI442874, JI442875, JI442894)		
	EXISTING PAVEMENT MARKING		
	WATERBLAST PAVEMENT MARKING REMOVAL WITH VACUUM RECOVERY (JT783005)		
	PAVEMENT MARKING PLACED IN PREVIOUS STAGE		
	PAVEMENT MARKING TAPE, TYPE IV 4" (SOLID, WHITE) (70300904)		
	PAVEMENT MARKING TAPE, TYPE IV 4" (SOLID, YELLOW) (70300904)		
	PAVEMENT MARKING TAPE, TYPE IV 4" (30' SKIP-10' DASH, WHITE) (70300904)		
	PAVEMENT MARKING TAPE, TYPE IV 4" (6' SKIP-2' DASH, WHITE) (70300904)		
	PAVEMENT MARKING TAPE, TYPE IV 12" (CHEVRONS, WHITE) (70300912)		
	PAVEMENT MARKING TAPE, TYPE IV 8" (SOLID, WHITE) (70300908)		

NOTE: MOT PLANS SHOW TRAFFIC IN POST-OPERATIONS CONFIGURATION. PLEASE REFER TO MOT TYPICAL SECTIONS AND ILLINOIS TOLLWAY STANDARD E2 FOR 1 AND 2 LANE CLOSURES WHEN REQUIRED, AS DICTATED BY MOT TYPICAL SECTIONS.



DRAWN BY MAL DATE 3/11/2018
 CHECKED BY MPV DATE 3/11/2018

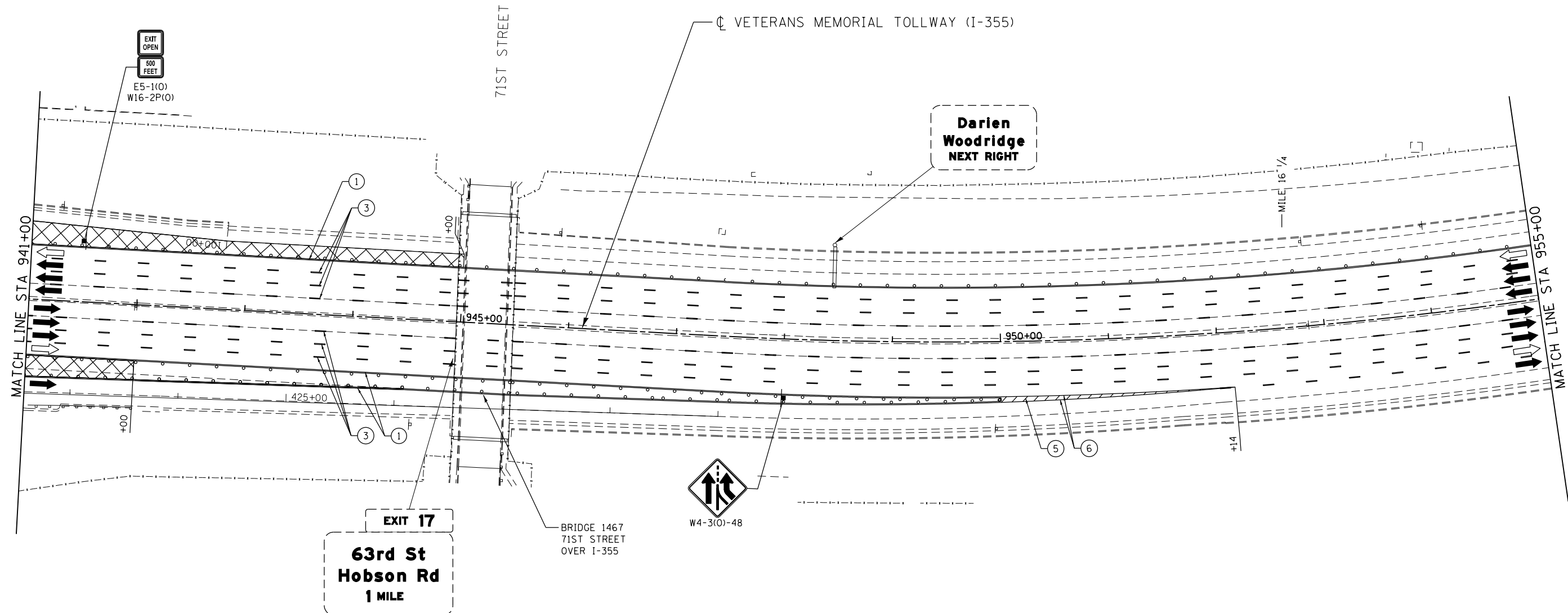


REVISIONS	
NO.	DATE

CONTRACT NO. RR-16-4255
 MOT STAGE 3A
 STA 927+00 - STA 941+00

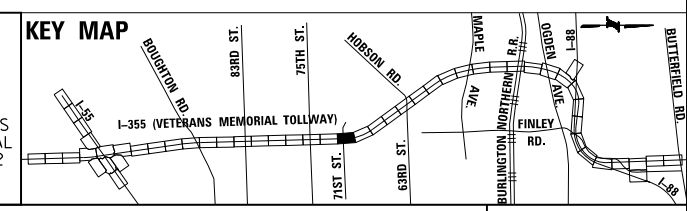
MOT-221
 DRAWING NO. 272 OF 1517

P:\proj\pawm\01\primera\chicago\comp\PRCD\Documents\01\Projects\2016\20161616-Veterans Memorial Tollway\Drawings\Current\Drawings\Files\4255\Civil\Sheet\4255-ahc-mot3a-PEL018.dgn



MOT PLAN LEGEND:		REVISIONS	
CONSTRUCTION WORK ZONE	TYPE II BARRICADES OR DRUMS WITH STEADY BURNING MONO-DIRECTIONAL LIGHT @ 50' CENTERS (25' CENTERS ALONG TAPERS AND RAMPS)	①	PAVEMENT MARKING TAPE, TYPE IV 4" (SOLID, WHITE) (70300904)
PORT. CHANGEABLE MESSAGE SIGN	TYPE III BARRICADE WITH STEADY BURNING LIGHT ACCELERATED PCC PATCHING, CLASS B, 12 INCHES (JI442873, JI442874, JI442875, JI442894)	②	PAVEMENT MARKING TAPE, TYPE IV 4" (SOLID, YELLOW) (70300904)
DIRECTION OF TRAFFIC FLOW	EXISTING PAVEMENT MARKING	③	PAVEMENT MARKING TAPE, TYPE IV 4" (30' SKIP-10' DASH, WHITE) (70300904)
DIRECTION OF TRAFFIC FLOW, LANE CLOSED DURING OPERATIONS	WATERBLAST PAVEMENT MARKING REMOVAL WITH VACUUM RECOVERY (JT783005)	④	PAVEMENT MARKING TAPE, TYPE IV 4" (6' SKIP-2' DASH, WHITE) (70300904)
CONSTRUCTION SIGN		⑤	PAVEMENT MARKING TAPE, TYPE IV 12" (CHEVRONS, WHITE) (70300912)
		⑥	PAVEMENT MARKING TAPE, TYPE IV 8" (SOLID, WHITE) (70300908)

NOTE:
MOT PLANS SHOW TRAFFIC IN POST-OPERATIONS CONFIGURATION. PLEASE REFER TO MOT TYPICAL SECTIONS AND ILLINOIS TOLLWAY STANDARD E2 FOR 1 AND 2 LANE CLOSURES WHEN REQUIRED, AS DICTATED BY MOT TYPICAL SECTIONS.



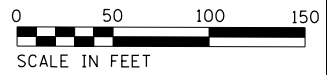
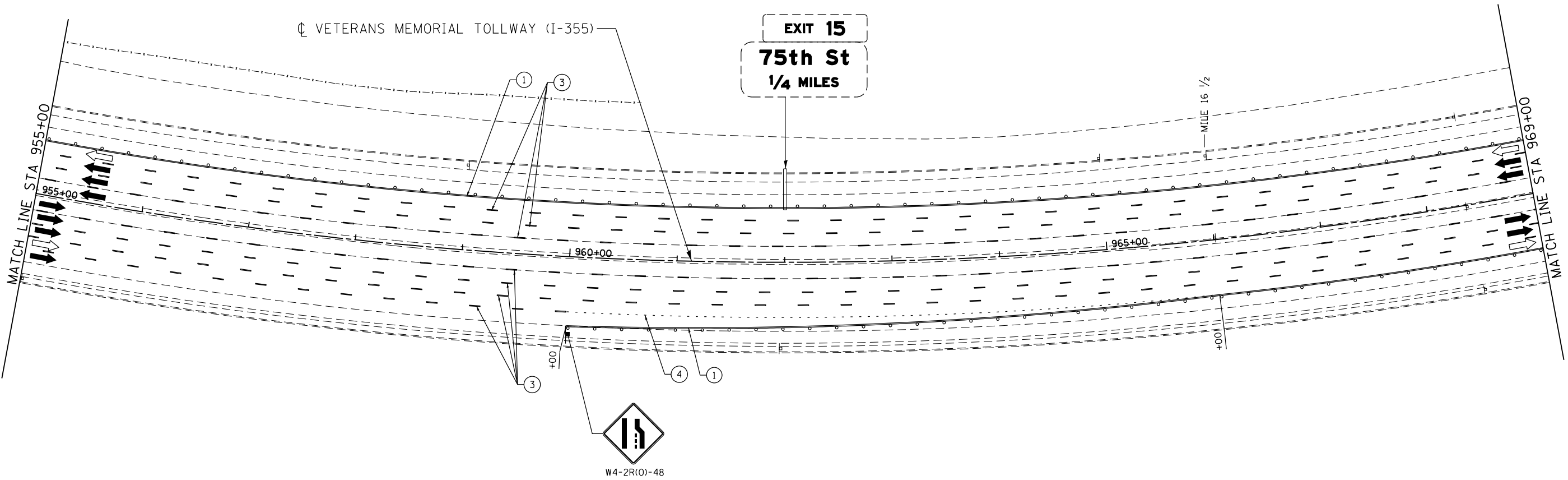
DRAWN BY MAL DATE 3/11/2018
CHECKED BY MPV DATE 3/11/2018



NO.	DATE	DESCRIPTION

CONTRACT NO. RR-16-4255
MOT STAGE 3A
STA 941+00 - STA 955+00

MOT-222
DRAWING NO. 273 OF 1517



MOT PLAN LEGEND:

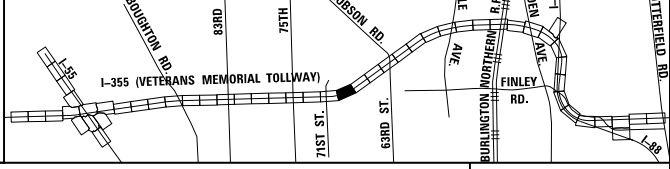
- CONSTRUCTION WORK ZONE
- PORT. CHANGEABLE MESSAGE SIGN
- DIRECTION OF TRAFFIC FLOW
- DIRECTION OF TRAFFIC FLOW, LANE CLOSED DURING OPERATIONS
- CONSTRUCTION SIGN

- TYPE II BARRICADES OR DRUMS WITH STEADY BURNING MONO-DIRECTIONAL LIGHT @ 50' CENTERS (25' CENTERS ALONG TAPERS AND RAMPS)
- TYPE III BARRICADE WITH STEADY BURNING LIGHT
- ACCELERATED PCC PATCHING, CLASS B, 12 INCHES (JI442873, JI442874, JI442875, JI442894)
- EXISTING PAVEMENT MARKING
- WATERBLAST PAVEMENT MARKING REMOVAL WITH VACUUM RECOVERY (JT783005)

- PAVEMENT MARKING PLACED IN PREVIOUS STAGE
- PAVEMENT MARKING TAPE, TYPE IV 4" (SOLID, WHITE) (70300904)
- PAVEMENT MARKING TAPE, TYPE IV 4" (SOLID, YELLOW) (70300904)
- PAVEMENT MARKING TAPE, TYPE IV 4" (30' SKIP-10' DASH, WHITE) (70300904)
- PAVEMENT MARKING TAPE, TYPE IV 4" (6' SKIP-2' DASH, WHITE) (70300904)

- PAVEMENT MARKING TAPE, TYPE IV 12" (CHEVRONS, WHITE) (70300912)
 - PAVEMENT MARKING TAPE, TYPE IV 8" (SOLID, WHITE) (70300908)
- NOTE:
MOT PLANS SHOW TRAFFIC IN POST-OPERATIONS CONFIGURATION. PLEASE REFER TO MOT TYPICAL SECTIONS AND ILLINOIS TOLLWAY STANDARD E2 FOR 1 AND 2 LANE CLOSURES WHEN REQUIRED, AS DICTATED BY MOT TYPICAL SECTIONS.

KEY MAP



DRAWN BY MAL DATE 3/11/2018
 CHECKED BY MPV DATE 3/11/2018

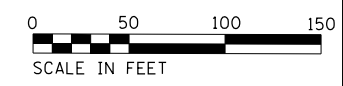
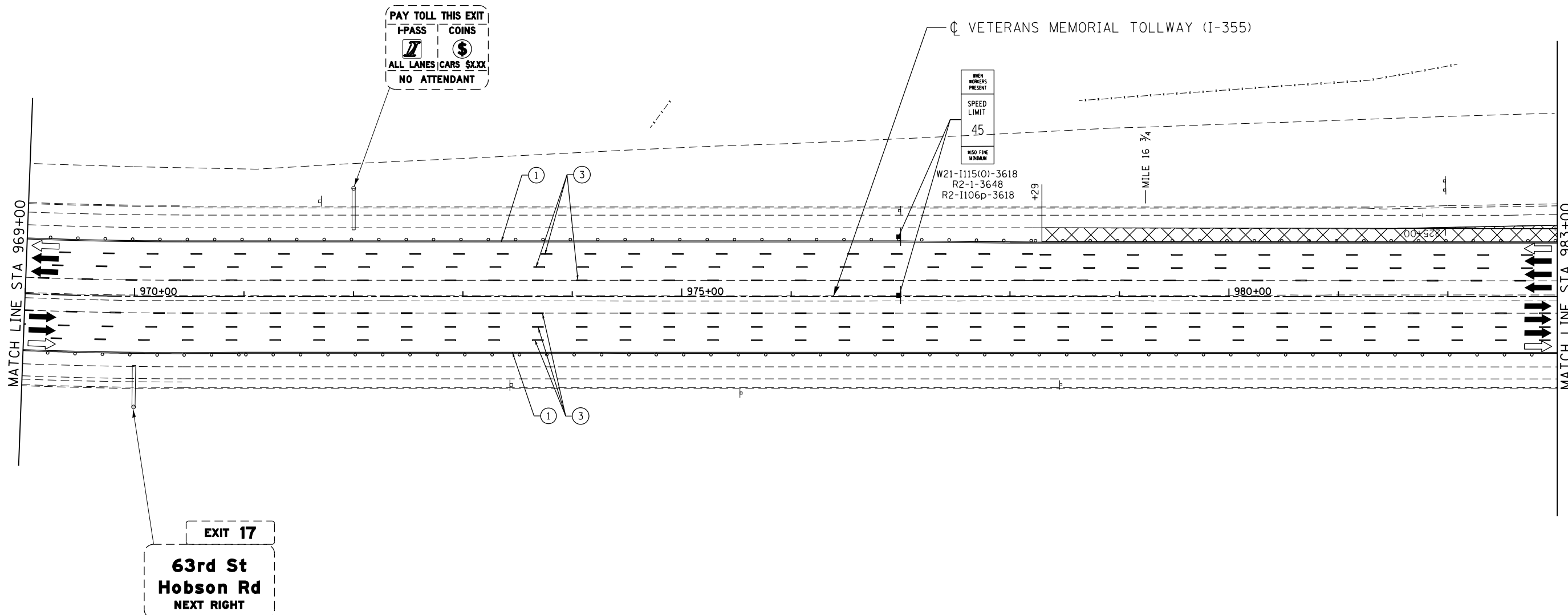



REVISIONS		
NO.	DATE	DESCRIPTION

CONTRACT NO. RR-16-4255
 MOT STAGE 3A
 STA 955+00 - STA 969+00

MOT-223
 DRAWING NO.
 274 OF 1517

P:\p\p\p\primera\chicago\comp\PRD\Documents\01\Projects\2016\20161616_Veterans Memorial Tollway\Drawings\Current\Drawings\Files\4255\Civil\Sheet\4255-ahh-1013a-PEL.020.dgn

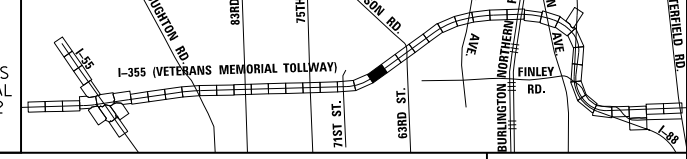


MOT PLAN LEGEND:

- CONSTRUCTION WORK ZONE
- PORT. CHANGEABLE MESSAGE SIGN
- DIRECTION OF TRAFFIC FLOW
- DIRECTION OF TRAFFIC FLOW, LANE CLOSED DURING OPERATIONS
- CONSTRUCTION SIGN
- TYPE II BARRICADES OR DRUMS WITH STEADY BURNING MONO-DIRECTIONAL LIGHT @ 50' CENTERS (25' CENTERS ALONG TAPERS AND RAMPS)
- TYPE III BARRICADE WITH STEADY BURNING LIGHT
- EXISTING PAVEMENT MARKING
- WATERBLAST PAVEMENT MARKING REMOVAL WITH VACUUM RECOVERY (JT783005)
- PAVEMENT MARKING PLACED IN PREVIOUS STAGE
- PAVEMENT MARKING TAPE, TYPE IV 4" (SOLID, WHITE) (70300904)
- PAVEMENT MARKING TAPE, TYPE IV 4" (SOLID, YELLOW) (70300904)
- PAVEMENT MARKING TAPE, TYPE IV 4" (30' SKIP-10' DASH, WHITE) (70300904)
- PAVEMENT MARKING TAPE, TYPE IV 4" (6' SKIP-2' DASH, WHITE) (70300904)
- PAVEMENT MARKING TAPE, TYPE IV 12" (CHEVRONS, WHITE) (70300912)
- PAVEMENT MARKING TAPE, TYPE IV 8" (SOLID, WHITE) (70300908)

NOTE:
MOT PLANS SHOW TRAFFIC IN POST-OPERATIONS CONFIGURATION. PLEASE REFER TO MOT TYPICAL SECTIONS AND ILLINOIS TOLLWAY STANDARD E2 FOR 1 AND 2 LANE CLOSURES WHEN REQUIRED, AS DICTATED BY MOT TYPICAL SECTIONS.

KEY MAP



DRAWN BY MAL DATE 3/11/2018
CHECKED BY MPV DATE 3/11/2018

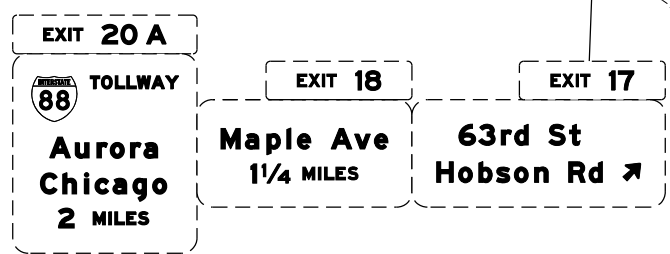
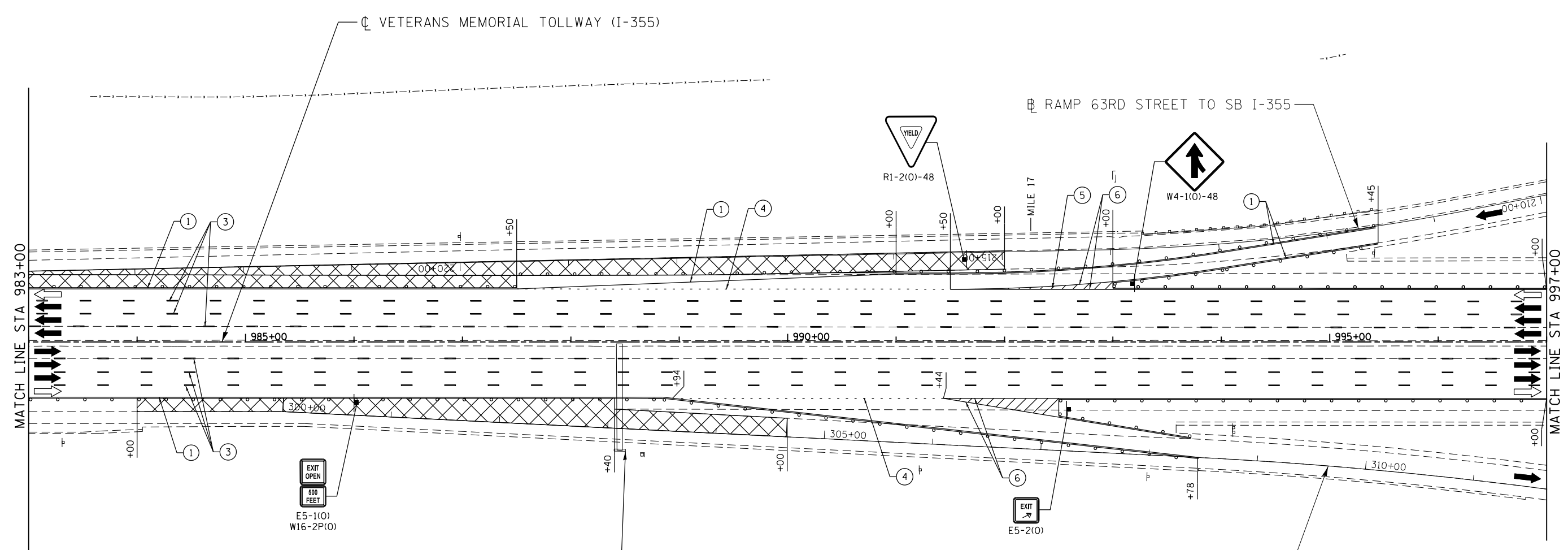



REVISIONS	
NO.	DESCRIPTION

CONTRACT NO. RR-16-4255
MOT STAGE 3A
STA 969+00 - STA 983+00

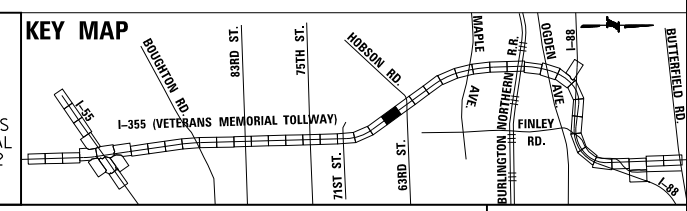
MOT-224
DRAWING NO.
275 OF 1517

P:\proj\p01\primera\chicago\comp\PR00\Documents\01\Projects\2016\20161616-Veterans Memorial Tollway\Drawings\Current\Drawings\Files\4255\Civil\Sheet\4255-ahb-no13a-REL.021.dgn



MOT PLAN LEGEND:		REVISIONS	
	CONSTRUCTION WORK ZONE	NO.	DATE
	PORT. CHANGEABLE MESSAGE SIGN		
	DIRECTION OF TRAFFIC FLOW		
	DIRECTION OF TRAFFIC FLOW, LANE CLOSED DURING OPERATIONS		
	CONSTRUCTION SIGN		
	TYPE II BARRICADES OR DRUMS WITH STEADY BURNING MONO-DIRECTIONAL LIGHT @ 50' CENTERS (25' CENTERS ALONG TAPERS AND RAMP)	①	PAVEMENT MARKING TAPE, TYPE IV 4" (SOLID, WHITE) (70300904)
	TYPE III BARRICADE WITH STEADY BURNING LIGHT	②	PAVEMENT MARKING TAPE, TYPE IV 4" (SOLID, YELLOW) (70300904)
	ACCELERATED PCC PATCHING, CLASS B, 12 INCHES (JI442873, JI442874, JI442875, JI442894)	③	PAVEMENT MARKING TAPE, TYPE IV 4" (30' SKIP-10' DASH, WHITE) (70300904)
	EXISTING PAVEMENT MARKING	④	PAVEMENT MARKING TAPE, TYPE IV 4" (6' SKIP-2' DASH, WHITE) (70300904)
	WATERBLAST PAVEMENT MARKING REMOVAL WITH VACUUM RECOVERY (JT783005)	⑤	PAVEMENT MARKING TAPE, TYPE IV 12" (CHEVRONS, WHITE) (70300912)
		⑥	PAVEMENT MARKING TAPE, TYPE IV 8" (SOLID, WHITE) (70300908)

NOTE: MOT PLANS SHOW TRAFFIC IN POST-OPERATIONS CONFIGURATION. PLEASE REFER TO MOT TYPICAL SECTIONS AND ILLINOIS TOLLWAY STANDARD E2 FOR 1 AND 2 LANE CLOSURES WHEN REQUIRED, AS DICTATED BY MOT TYPICAL SECTIONS.



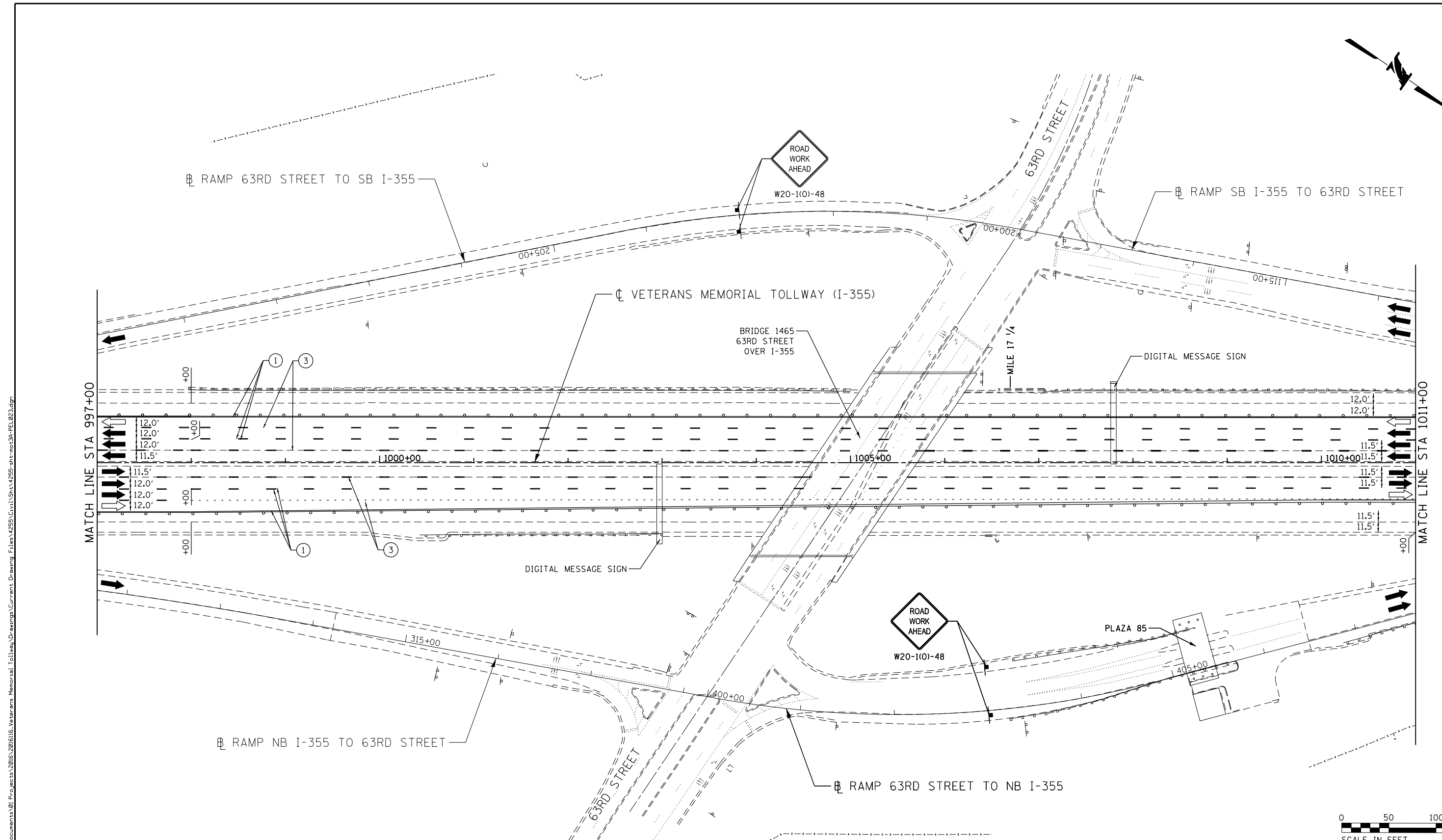

DRAWN BY MAL DATE 3/11/2018
 CHECKED BY MPV DATE 3/11/2018



REVISIONS	
NO.	DATE

CONTRACT NO. RR-16-4255
 MOT STAGE 3A
 STA 983+00 - STA 997+00

MOT-225
 DRAWING NO. 276 OF 1517

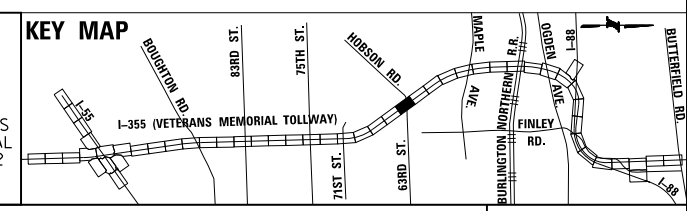


P:\projects\2016\20161616_Veterans Memorial Tollway\Drawings\Current Drawings\Files\4255\Civil\Sheet\255-ah-1011-PEL023.dgn
 P:\projects\2016\20161616_Veterans Memorial Tollway\Drawings\Current Drawings\Files\4255\Civil\Sheet\255-ah-1011-PEL023.dgn



MOT PLAN LEGEND:		REVISIONS	
	CONSTRUCTION WORK ZONE	NO.	DATE
	PORT. CHANGEABLE MESSAGE SIGN		DESCRIPTION
	DIRECTION OF TRAFFIC FLOW		
	DIRECTION OF TRAFFIC FLOW, LANE CLOSED DURING OPERATIONS		
	CONSTRUCTION SIGN		
	TYPE II BARRICADES OR DRUMS WITH STEADY BURNING MONO-DIRECTIONAL LIGHT @ 50' CENTERS (25' CENTERS ALONG TAPERS AND RAMP)		
	TYPE III BARRICADE WITH STEADY BURNING LIGHT ACCELERATED PCC PATCHING, CLASS B, 12 INCHES (JI442873, JI442874, JI442875, JI442894)		
	(A) EXISTING PAVEMENT MARKING		
	(B) WATERBLAST PAVEMENT MARKING REMOVAL WITH VACUUM RECOVERY (JT783005)		
	(C) PAVEMENT MARKING PLACED IN PREVIOUS STAGE		
	(1) PAVEMENT MARKING TAPE, TYPE IV 4" (SOLID, WHITE) (70300904)		
	(2) PAVEMENT MARKING TAPE, TYPE IV 4" (SOLID, YELLOW) (70300904)		
	(3) PAVEMENT MARKING TAPE, TYPE IV 4" (30' SKIP-10' DASH, WHITE) (70300904)		
	(4) PAVEMENT MARKING TAPE, TYPE IV 4" (6' SKIP-2' DASH, WHITE) (70300904)		
	(5) PAVEMENT MARKING TAPE, TYPE IV 12" (CHEVRONS, WHITE) (70300912)		
	(6) PAVEMENT MARKING TAPE, TYPE IV 8" (SOLID, WHITE) (70300908)		

NOTE: MOT PLANS SHOW TRAFFIC IN POST-OPERATIONS CONFIGURATION. PLEASE REFER TO MOT TYPICAL SECTIONS AND ILLINOIS TOLLWAY STANDARD E2 FOR 1 AND 2 LANE CLOSURES WHEN REQUIRED, AS DICTATED BY MOT TYPICAL SECTIONS.

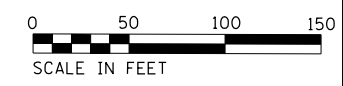
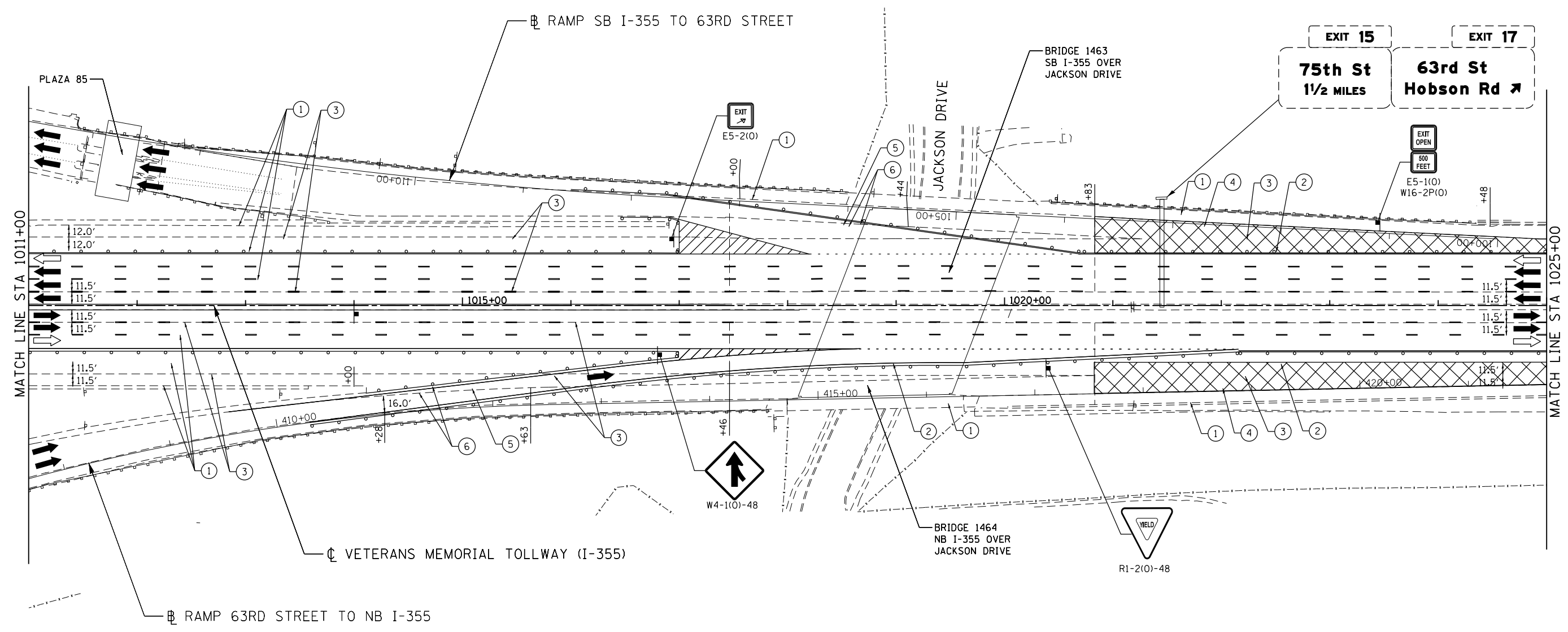



DRAWN BY MAL DATE 3/11/2018
 CHECKED BY MPV DATE 3/11/2018



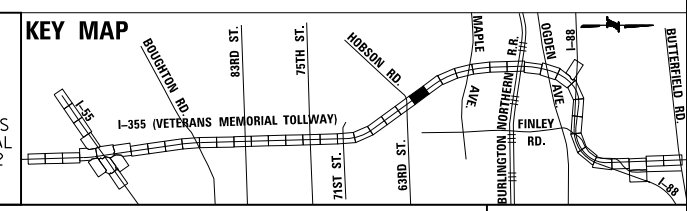
REVISIONS	
NO.	DATE

CONTRACT NO. RR-16-4255
 MOT STAGE 3A
 STA 997+00 - STA 1011+00
 MOT-226
 DRAWING NO. 277 OF 1517



MOT PLAN LEGEND:		REVISIONS	
	CONSTRUCTION WORK ZONE	NO.	DATE
	PORT. CHANGEABLE MESSAGE SIGN		DESCRIPTION
	DIRECTION OF TRAFFIC FLOW		
	DIRECTION OF TRAFFIC FLOW, LANE CLOSED DURING OPERATIONS		
	CONSTRUCTION SIGN		
	TYPE II BARRICADES OR DRUMS WITH STEADY BURNING MONO-DIRECTIONAL LIGHT @ 50' CENTERS (25' CENTERS ALONG TAPERS AND RAMP)		
	TYPE III BARRICADE WITH STEADY BURNING LIGHT		
	ACCELERATED PCC PATCHING, CLASS B, 12 INCHES (JI442873, JI442874, JI442875, JI442894)		
	(A) EXISTING PAVEMENT MARKING		
	(B) WATERBLAST PAVEMENT MARKING REMOVAL WITH VACUUM RECOVERY (JT783005)		
	(1) PAVEMENT MARKING TAPE, TYPE IV 4" (SOLID, WHITE) (70300904)		
	(2) PAVEMENT MARKING TAPE, TYPE IV 4" (SOLID, YELLOW) (70300904)		
	(3) PAVEMENT MARKING TAPE, TYPE IV 4" (30' SKIP-10' DASH, WHITE) (70300904)		
	(4) PAVEMENT MARKING TAPE, TYPE IV 4" (6' SKIP-2' DASH, WHITE) (70300904)		
	(5) PAVEMENT MARKING TAPE, TYPE IV 12" (CHEVRONS, WHITE) (70300912)		
	(6) PAVEMENT MARKING TAPE, TYPE IV 8" (SOLID, WHITE) (70300908)		

NOTE:
MOT PLANS SHOW TRAFFIC IN POST-OPERATIONS CONFIGURATION. PLEASE REFER TO MOT TYPICAL SECTIONS AND ILLINOIS TOLLWAY STANDARD E2 FOR 1 AND 2 LANE CLOSURES WHEN REQUIRED, AS DICTATED BY MOT TYPICAL SECTIONS.




DRAWN BY MAL DATE 3/11/2018
CHECKED BY MPV DATE 3/11/2018



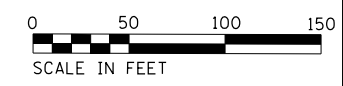
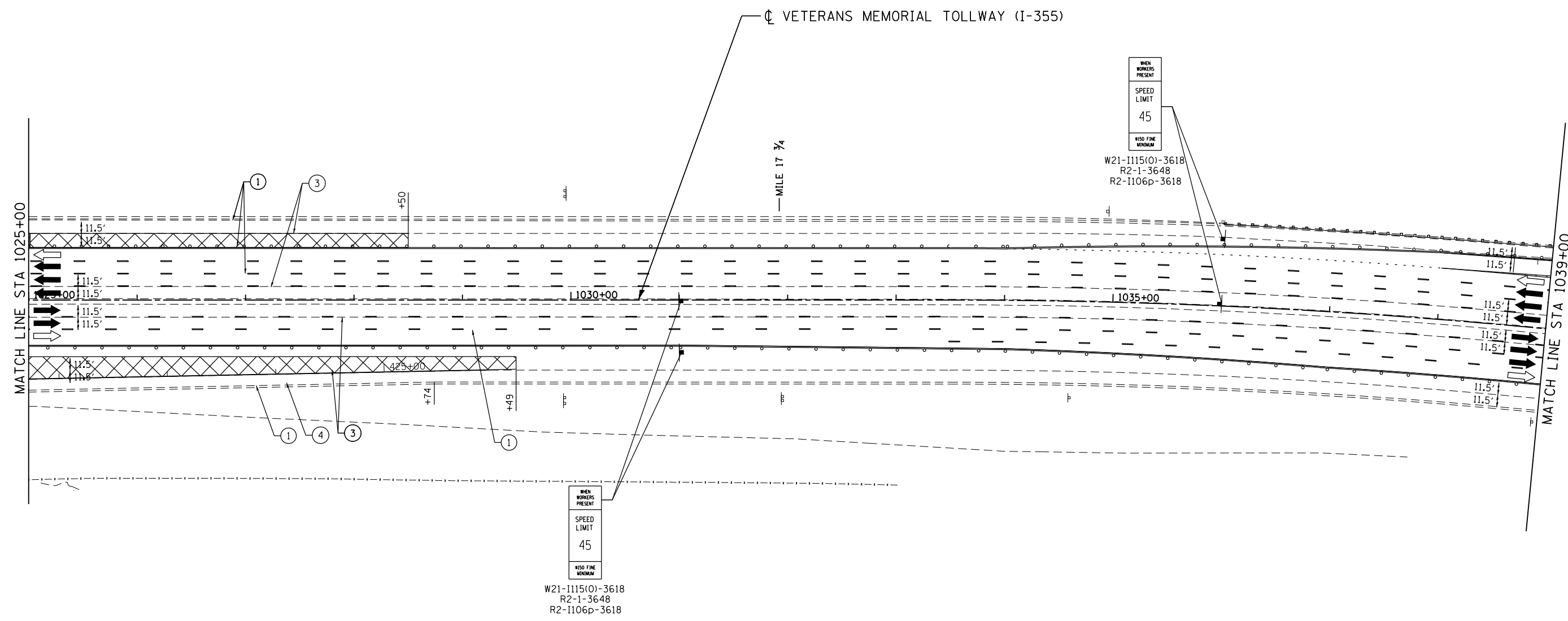
REVISIONS	
NO.	DATE

CONTRACT NO. RR-16-4255
MOT STAGE 3A
STA 1011+00 - STA 1025+00
MOT-227
DRAWING NO. 278 OF 1517

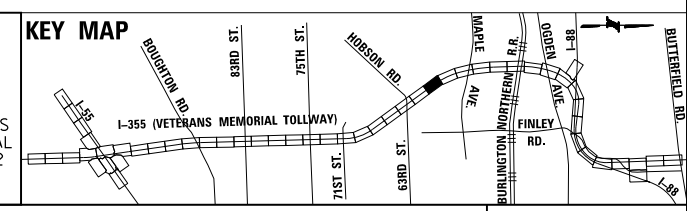
P:\a\proj\pawm\01\primera\chicago\p\PRCD\Documents\01\Projects\2016\20161616-Veterans Memorial Tollway\Drawings\Current\Drawings\Files\4255\Civil\Sheet\4255-ahb-no13a-PEL024.dgn



\\p01\p01\p01\primera\schibco\comp\PR00\Documents\01\Projects\2016\20161616-Veterans Memorial Tollway\Drawings\Current\Drawings\Files\4255\Civil\Sheet\4255-ahb-noi-3a-REL.025.dgn



MOT PLAN LEGEND:		REVISIONS	
	CONSTRUCTION WORK ZONE	NO.	DATE
	PORT. CHANGEABLE MESSAGE SIGN		
	DIRECTION OF TRAFFIC FLOW		
	DIRECTION OF TRAFFIC FLOW, LANE CLOSED DURING OPERATIONS		
	CONSTRUCTION SIGN		
	TYPE II BARRICADES OR DRUMS WITH STEADY BURNING MONO-DIRECTIONAL LIGHT @ 50' CENTERS (25' CENTERS ALONG TAPERS AND RAMPS)		
	TYPE III BARRICADE WITH STEADY BURNING LIGHT ACCELERATED PCC PATCHING, CLASS B, 12 INCHES (JI442873, JI442874, JI442875, JI442894)		
	(A) EXISTING PAVEMENT MARKING		
	(B) WATERBLAST PAVEMENT MARKING REMOVAL WITH VACUUM RECOVERY (JT783005)		
	(1) PAVEMENT MARKING TAPE, TYPE IV 4" (SOLID, WHITE) (70300904)		
	(2) PAVEMENT MARKING TAPE, TYPE IV 4" (SOLID, YELLOW) (70300904)		
	(3) PAVEMENT MARKING TAPE, TYPE IV 4" (30' SKIP-10' DASH, WHITE) (70300904)		
	(4) PAVEMENT MARKING TAPE, TYPE IV 4" (6' SKIP-2' DASH, WHITE) (70300904)		
	(5) PAVEMENT MARKING TAPE, TYPE IV 12" (CHEVRONS, WHITE) (70300912)		
	(6) PAVEMENT MARKING TAPE, TYPE IV 8" (SOLID, WHITE) (70300908)		



NOTE: MOT PLANS SHOW TRAFFIC IN POST-OPERATIONS CONFIGURATION. PLEASE REFER TO MOT TYPICAL SECTIONS AND ILLINOIS TOLLWAY STANDARD E2 FOR 1 AND 2 LANE CLOSURES WHEN REQUIRED, AS DICTATED BY MOT TYPICAL SECTIONS.

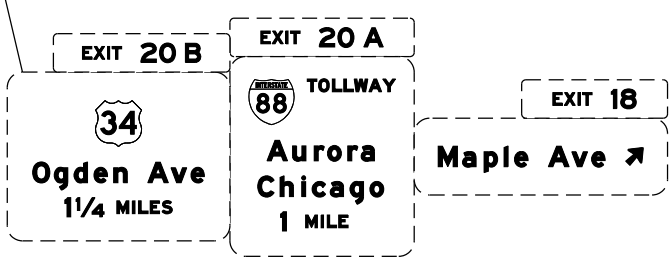
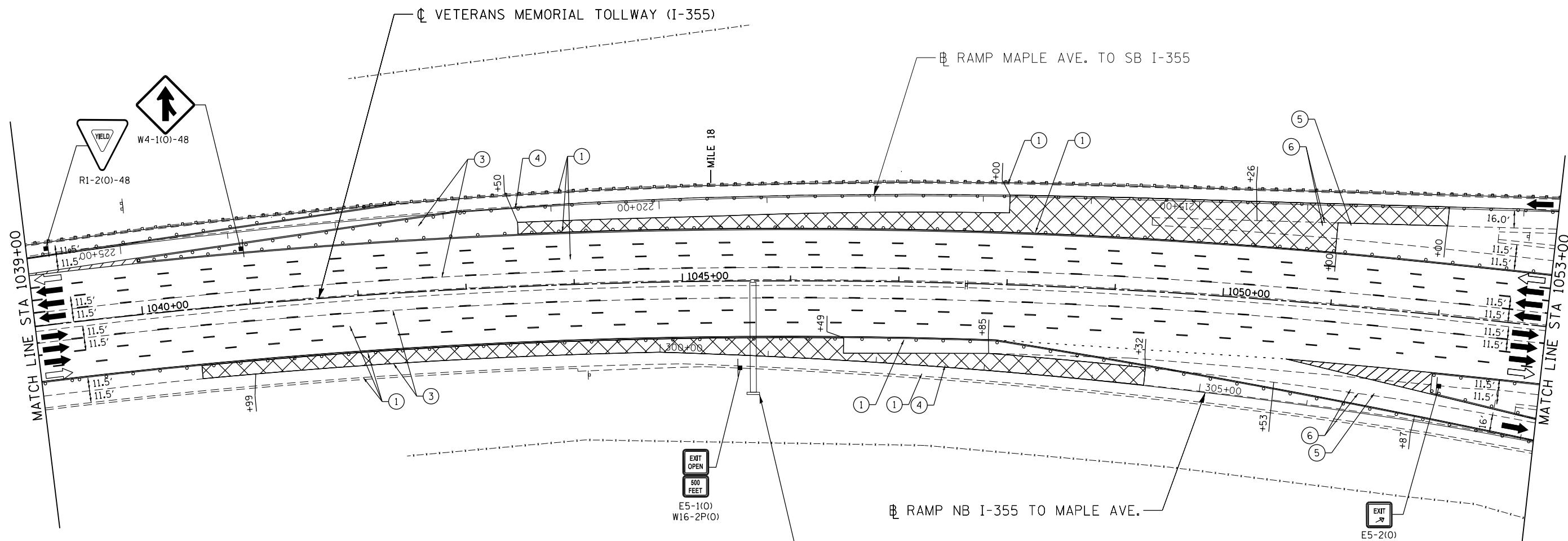
DRAWN BY MAL DATE 3/11/2018
 CHECKED BY MPV DATE 3/11/2018



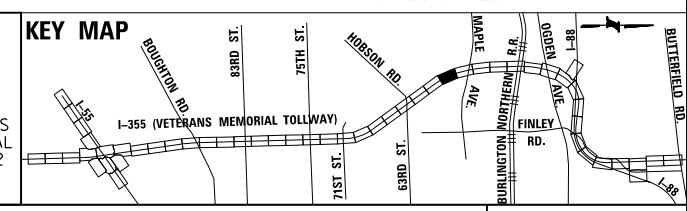
REVISIONS	
NO.	DESCRIPTION

CONTRACT NO. RR-16-4255
 MOT STAGE 3A
 STA 1025+00 - STA 1039+00

MOT-228
 DRAWING NO. 279 OF 1517



MOT PLAN LEGEND:		REVISIONS	
CONSTRUCTION WORK ZONE	TYPE II BARRICADES OR DRUMS WITH STEADY BURNING MONO-DIRECTIONAL LIGHT @ 50' CENTERS (25' CENTERS ALONG TAPERS AND RAMPS)	NO.	DATE
PORT. CHANGEABLE MESSAGE SIGN	TYPE III BARRICADE WITH STEADY BURNING LIGHT ACCELERATED PCC PATCHING, CLASS B, 12 INCHES (JI442873, JI442874, JI442875, JI442894)		DESCRIPTION
DIRECTION OF TRAFFIC FLOW	EXISTING PAVEMENT MARKING		
DIRECTION OF TRAFFIC FLOW, LANE CLOSED DURING OPERATIONS	WATERBLAST PAVEMENT MARKING REMOVAL WITH VACUUM RECOVERY (JT783005)		
CONSTRUCTION SIGN	PAVEMENT MARKING PLACED IN PREVIOUS STAGE		
	PAVEMENT MARKING TAPE, TYPE IV 4" (SOLID, WHITE) (70300904)		
	PAVEMENT MARKING TAPE, TYPE IV 4" (SOLID, YELLOW) (70300904)		
	PAVEMENT MARKING TAPE, TYPE IV 4" (30' SKIP-10' DASH, WHITE) (70300904)		
	PAVEMENT MARKING TAPE, TYPE IV 4" (6' SKIP-2' DASH, WHITE) (70300904)		
	PAVEMENT MARKING TAPE, TYPE IV 12" (CHEVRONS, WHITE) (70300912)		
	PAVEMENT MARKING TAPE, TYPE IV 8" (SOLID, WHITE) (70300908)		



NOTE:
MOT PLANS SHOW TRAFFIC IN POST-OPERATIONS CONFIGURATION. PLEASE REFER TO MOT TYPICAL SECTIONS AND ILLINOIS TOLLWAY STANDARD E2 FOR 1 AND 2 LANE CLOSURES WHEN REQUIRED, AS DICTATED BY MOT TYPICAL SECTIONS.

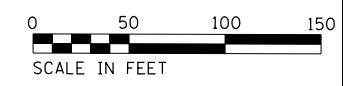
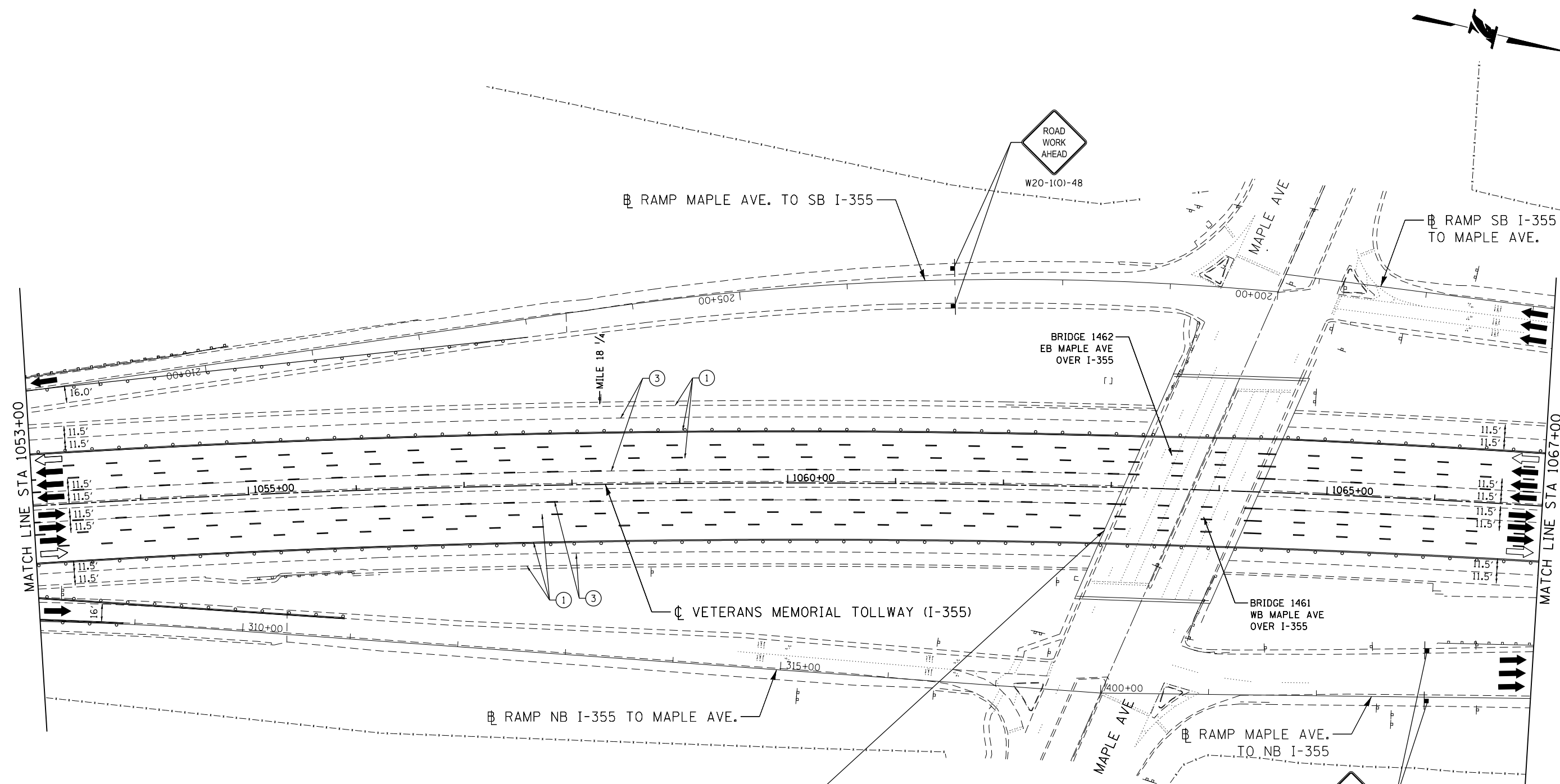
DRAWN BY MAL DATE 3/11/2018
CHECKED BY MPV DATE 3/11/2018



REVISIONS	
NO.	DATE

CONTRACT NO. RR-16-4255
MOT STAGE 3A
STA 1039+00 - STA 1053+00
MOT-229
DRAWING NO. 280 OF 1517

P:\proj\p01\primera\chicago\comp\PR00\Documents\01\Projects\2016\20161616-Veterans Memorial Tollway\Drawings\Current\Drawings\Files\4255\Civil\Sheet\255-ahb-mot3a-PEL027.dgn



MOT PLAN LEGEND:

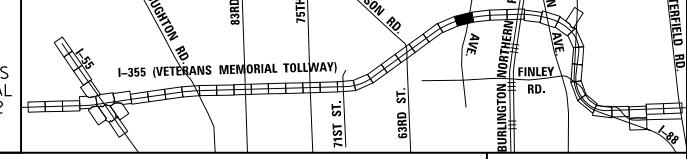
- CONSTRUCTION WORK ZONE
- PORT. CHANGEABLE MESSAGE SIGN
- DIRECTION OF TRAFFIC FLOW
- DIRECTION OF TRAFFIC FLOW, LANE CLOSED DURING OPERATIONS
- CONSTRUCTION SIGN

- TYPE II BARRICADES OR DRUMS WITH STEADY BURNING MONO-DIRECTIONAL LIGHT @ 50' CENTERS (25' CENTERS ALONG TAPERS AND RAMPS)
- TYPE III BARRICADE WITH STEADY BURNING LIGHT ACCELERATED PCC PATCHING, CLASS B, 12 INCHES (JI442873, JI442874, JI442875, JI442894)
- EXISTING PAVEMENT MARKING
- WATERBLAST PAVEMENT MARKING REMOVAL WITH VACUUM RECOVERY (JT783005)

- PAVEMENT MARKING PLACED IN PREVIOUS STAGE
- PAVEMENT MARKING TAPE, TYPE IV 4" (SOLID, WHITE) (70300904)
- PAVEMENT MARKING TAPE, TYPE IV 4" (SOLID, YELLOW) (70300904)
- PAVEMENT MARKING TAPE, TYPE IV 4" (30' SKIP-10' DASH, WHITE) (70300904)
- PAVEMENT MARKING TAPE, TYPE IV 4" (6' SKIP-2' DASH, WHITE) (70300904)

- PAVEMENT MARKING TAPE, TYPE IV 12" (CHEVRONS, WHITE) (70300912)
 - PAVEMENT MARKING TAPE, TYPE IV 8" (SOLID, WHITE) (70300908)
- NOTE:
MOT PLANS SHOW TRAFFIC IN POST-OPERATIONS CONFIGURATION. PLEASE REFER TO MOT TYPICAL SECTIONS AND ILLINOIS TOLLWAY STANDARD E2 FOR 1 AND 2 LANE CLOSURES WHEN REQUIRED, AS DICTATED BY MOT TYPICAL SECTIONS.

KEY MAP

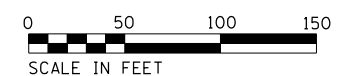
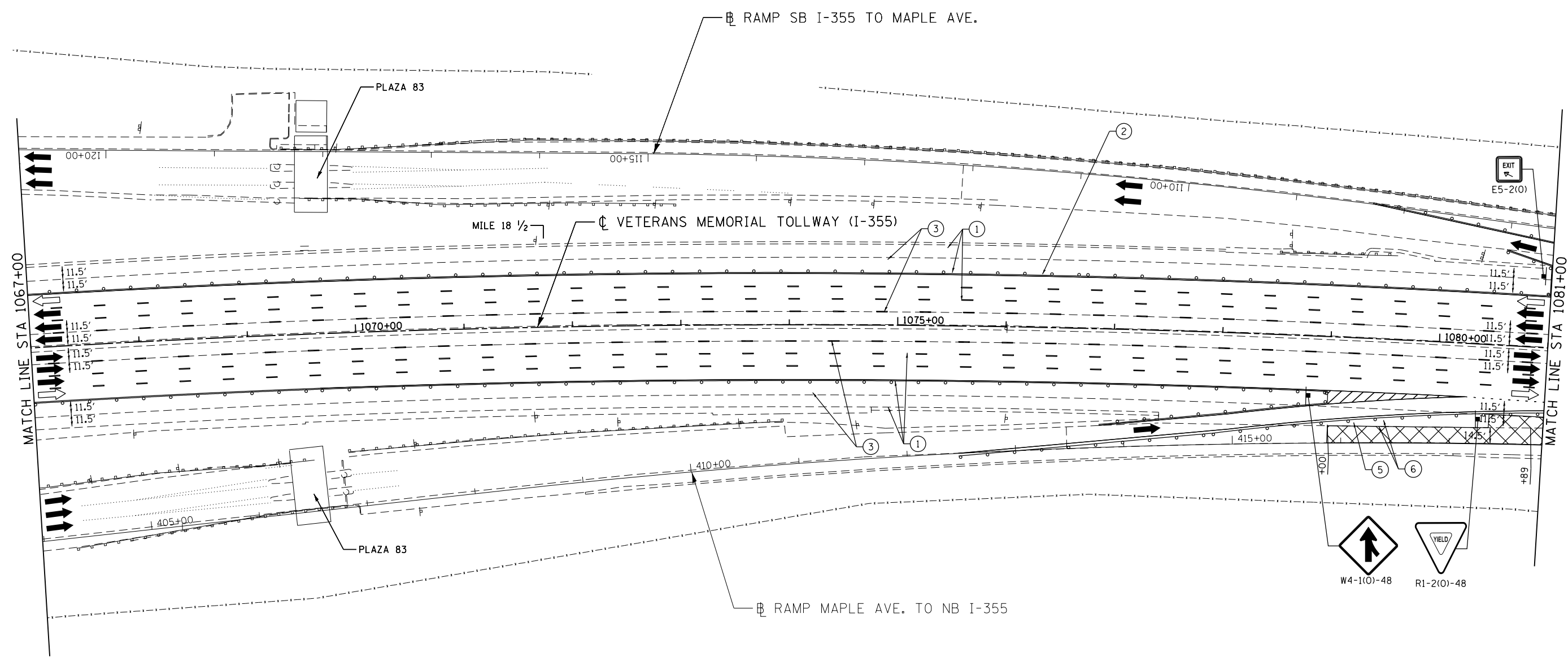


DRAWN BY MAL DATE 3/11/2018
 CHECKED BY MPV DATE 3/11/2018



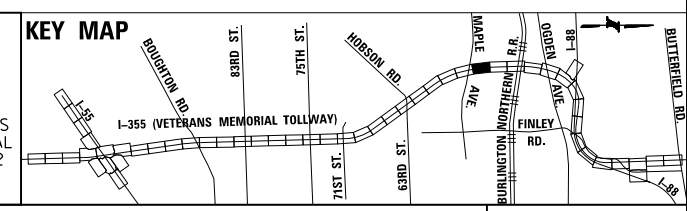
REVISIONS		
NO.	DATE	DESCRIPTION

CONTRACT NO. RR-16-4255
 MOT STAGE 3A
 STA 1053+00 - STA 1067+00
 MOT-230
 DRAWING NO. 281 OF 1517



MOT PLAN LEGEND:		REVISIONS	
	CONSTRUCTION WORK ZONE	NO.	DATE
	PORT. CHANGEABLE MESSAGE SIGN		DESCRIPTION
	DIRECTION OF TRAFFIC FLOW		
	DIRECTION OF TRAFFIC FLOW, LANE CLOSED DURING OPERATIONS		
	CONSTRUCTION SIGN		
	TYPE II BARRICADES OR DRUMS WITH STEADY BURNING MONO-DIRECTIONAL LIGHT @ 50' CENTERS (25' CENTERS ALONG TAPERS AND RAMPS)		
	TYPE III BARRICADE WITH STEADY BURNING LIGHT ACCELERATED PCC PATCHING, CLASS B, 12 INCHES (JI442873, JI442874, JI442875, JI442894)		
	(A) EXISTING PAVEMENT MARKING		
	(B) WATERBLAST PAVEMENT MARKING REMOVAL WITH VACUUM RECOVERY (JT783005)		
	(C) PAVEMENT MARKING PLACED IN PREVIOUS STAGE		
	(1) PAVEMENT MARKING TAPE, TYPE IV 4" (SOLID, WHITE) (70300904)		
	(2) PAVEMENT MARKING TAPE, TYPE IV 4" (SOLID, YELLOW) (70300904)		
	(3) PAVEMENT MARKING TAPE, TYPE IV 4" (30' SKIP-10' DASH, WHITE) (70300904)		
	(4) PAVEMENT MARKING TAPE, TYPE IV 4" (6' SKIP-2' DASH, WHITE) (70300904)		
	(5) PAVEMENT MARKING TAPE, TYPE IV 12" (CHEVRONS, WHITE) (70300912)		
	(6) PAVEMENT MARKING TAPE, TYPE IV 8" (SOLID, WHITE) (70300908)		

NOTE:
MOT PLANS SHOW TRAFFIC IN POST-OPERATIONS CONFIGURATION. PLEASE REFER TO MOT TYPICAL SECTIONS AND ILLINOIS TOLLWAY STANDARD E2 FOR 1 AND 2 LANE CLOSURES WHEN REQUIRED, AS DICTATED BY MOT TYPICAL SECTIONS.



DRAWN BY MAL DATE 3/11/2018
CHECKED BY MPV DATE 3/11/2018

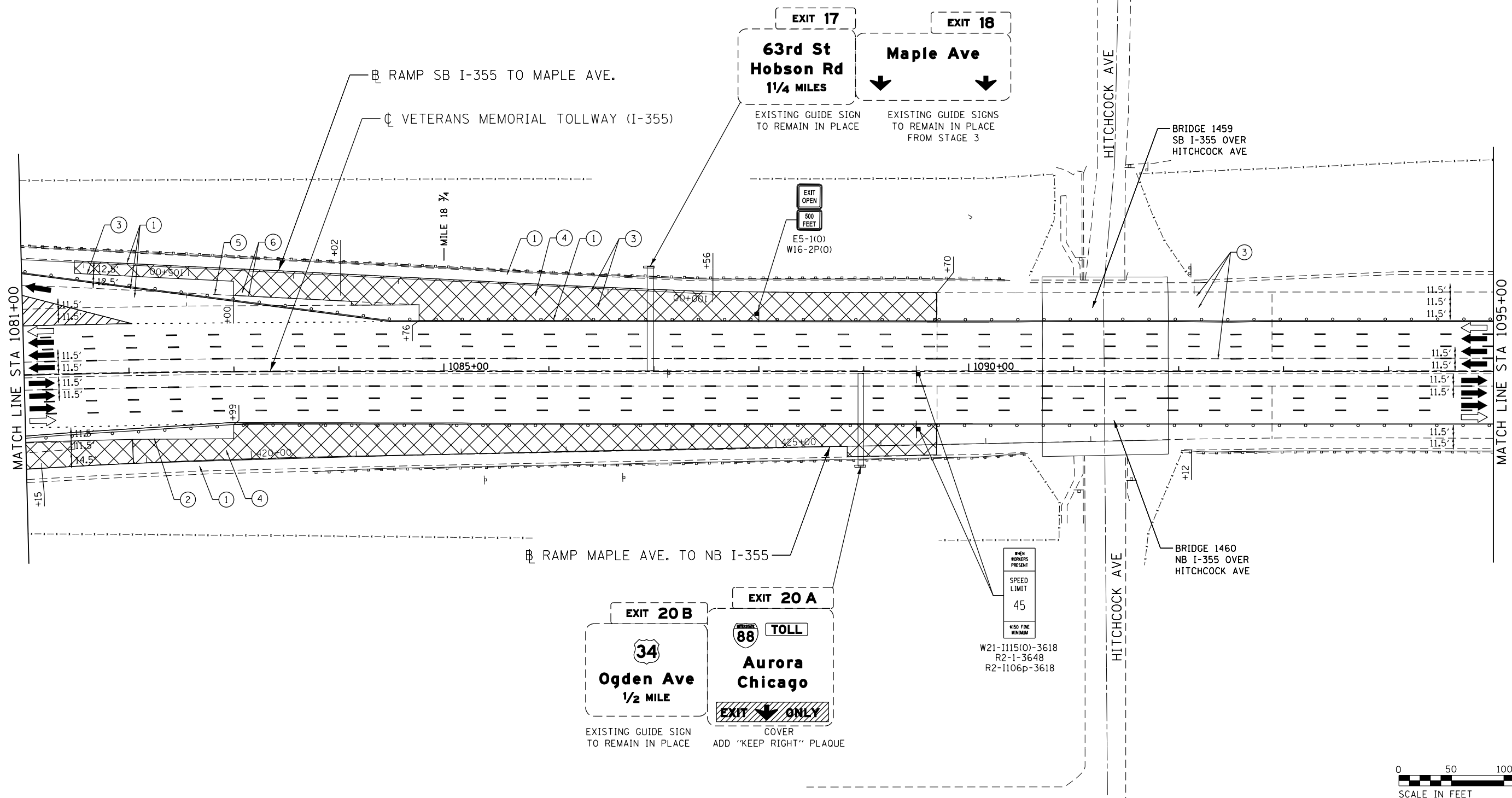


REVISIONS	
NO.	DATE

CONTRACT NO. RR-16-4255
MOT STAGE 3A
STA 1067+00 - STA 1081+00

MOT-231
DRAWING NO. 282 OF 1517

Projects\2016\20161616-Veterans Memorial Tollway\Drawings\Current Drawings Files\4255\Civil\Sheet\255-ahh-not3a-PEL028.dgn
 P:\proj\pman\01\primera\chicago\comp\PRCD\Documents\01\Projects\2016\20161616-Veterans Memorial Tollway\Drawings\Current Drawings Files\4255\Civil\Sheet\255-ahh-not3a-PEL028.dgn



MOT PLAN LEGEND:

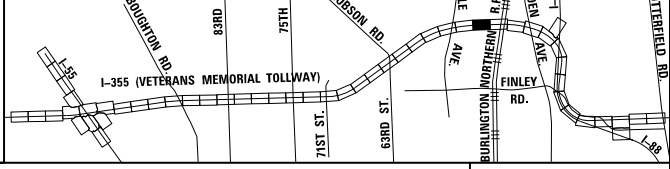
- CONSTRUCTION WORK ZONE
- PORT. CHANGEABLE MESSAGE SIGN
- DIRECTION OF TRAFFIC FLOW
- DIRECTION OF TRAFFIC FLOW, LANE CLOSED DURING OPERATIONS
- CONSTRUCTION SIGN

- TYPE II BARRICADES OR DRUMS WITH STEADY BURNING MONO-DIRECTIONAL LIGHT @ 50' CENTERS (25' CENTERS ALONG TAPERS AND RAMP)
- TYPE III BARRICADE WITH STEADY BURNING LIGHT
- EXISTING PAVEMENT MARKING
- WATERBLAST PAVEMENT MARKING REMOVAL WITH VACUUM RECOVERY (JT783005)

- PAVEMENT MARKING TAPE, TYPE IV 4" (SOLID, WHITE) (70300904)
- PAVEMENT MARKING TAPE, TYPE IV 4" (SOLID, YELLOW) (70300904)
- PAVEMENT MARKING TAPE, TYPE IV 4" (30' SKIP-10" DASH, WHITE) (70300904)
- PAVEMENT MARKING TAPE, TYPE IV 4" (6' SKIP-2" DASH, WHITE) (70300904)
- PAVEMENT MARKING TAPE, TYPE IV 12" (CHEVRONS, WHITE) (70300912)
- PAVEMENT MARKING TAPE, TYPE IV 8" (SOLID, WHITE) (70300908)

NOTE: MOT PLANS SHOW TRAFFIC IN POST-OPERATIONS CONFIGURATION. PLEASE REFER TO MOT TYPICAL SECTIONS AND ILLINOIS TOLLWAY STANDARD E2 FOR 1 AND 2 LANE CLOSURES WHEN REQUIRED, AS DICTATED BY MOT TYPICAL SECTIONS.

KEY MAP



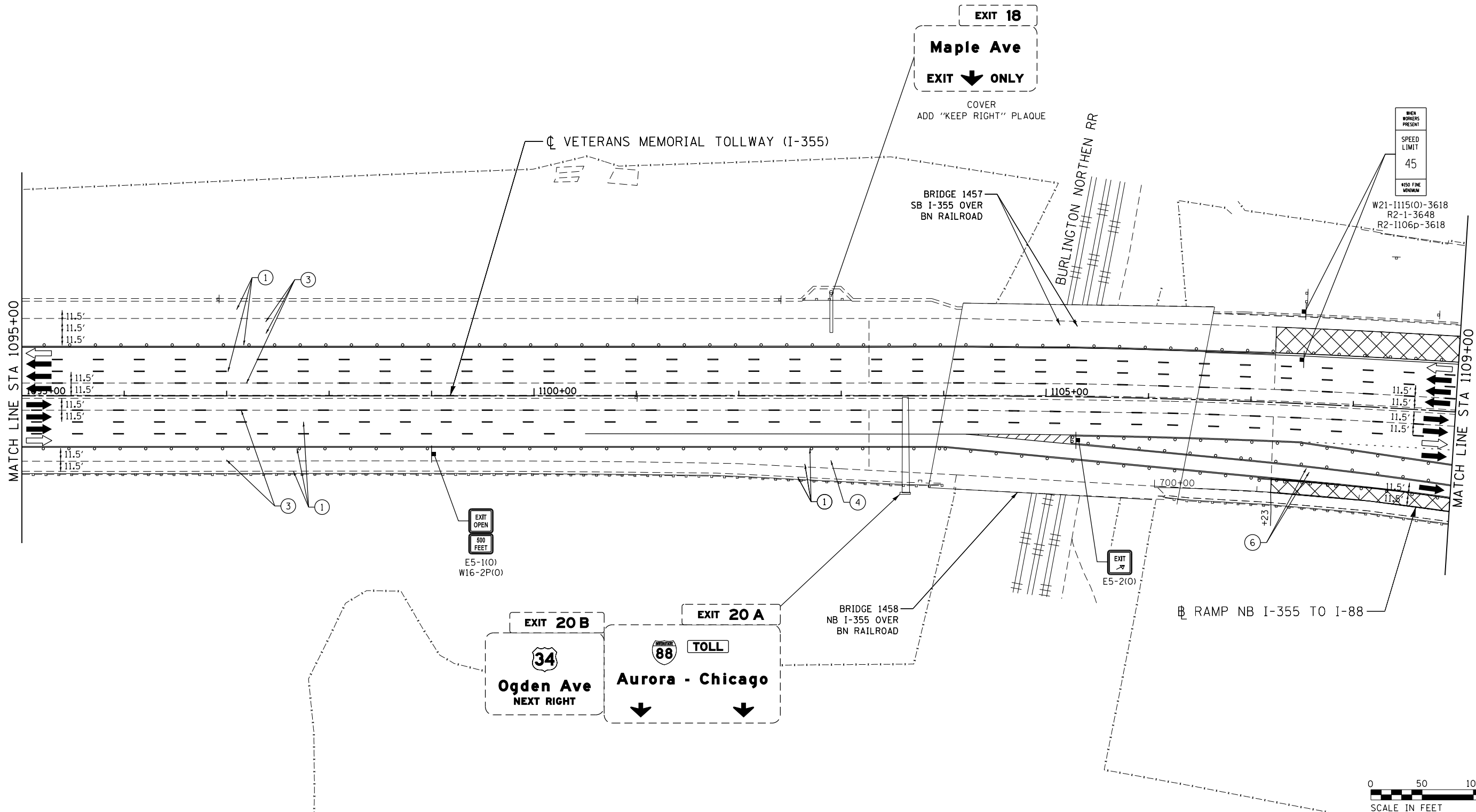
DRAWN BY MAL DATE 3/11/2018
 CHECKED BY MPV DATE 3/11/2018



REVISIONS	
NO.	DESCRIPTION

CONTRACT NO. RR-16-4255
 MOT STAGE 3A
 STA 1081+00 - STA 1095+00

MOT-232
 DRAWING NO.
 283 OF 1517



MOT PLAN LEGEND:

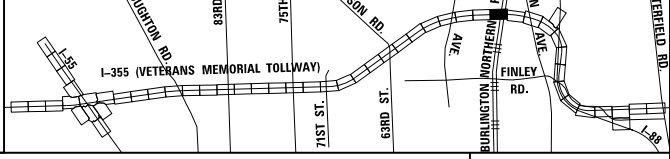
- CONSTRUCTION WORK ZONE
- PORT. CHANGEABLE MESSAGE SIGN
- DIRECTION OF TRAFFIC FLOW
- DIRECTION OF TRAFFIC FLOW, LANE CLOSED DURING OPERATIONS
- CONSTRUCTION SIGN

- TYPE II BARRICADES OR DRUMS WITH STEADY BURNING MONO-DIRECTIONAL LIGHT @ 50' CENTERS (25' CENTERS ALONG TAPERS AND RAMPS)
- TYPE III BARRICADE WITH STEADY BURNING LIGHT
- EXISTING PAVEMENT MARKING
- WATERBLAST PAVEMENT MARKING REMOVAL WITH VACUUM RECOVERY (JT783005)

- PAVEMENT MARKING PLACED IN PREVIOUS STAGE
- PAVEMENT MARKING TAPE, TYPE IV 4" (SOLID, WHITE) (70300904)
- PAVEMENT MARKING TAPE, TYPE IV 4" (SOLID, YELLOW) (70300904)
- PAVEMENT MARKING TAPE, TYPE IV 4" (30' SKIP-10' DASH, WHITE) (70300904)
- PAVEMENT MARKING TAPE, TYPE IV 4" (6' SKIP-2' DASH, WHITE) (70300904)

- PAVEMENT MARKING TAPE, TYPE IV 12" (CHEVRONS, WHITE) (70300912)
 - PAVEMENT MARKING TAPE, TYPE IV 8" (SOLID, WHITE) (70300908)
- NOTE:
MOT PLANS SHOW TRAFFIC IN POST-OPERATIONS CONFIGURATION. PLEASE REFER TO MOT TYPICAL SECTIONS AND ILLINOIS TOLLWAY STANDARD E2 FOR 1 AND 2 LANE CLOSURES WHEN REQUIRED, AS DICTATED BY MOT TYPICAL SECTIONS.

KEY MAP




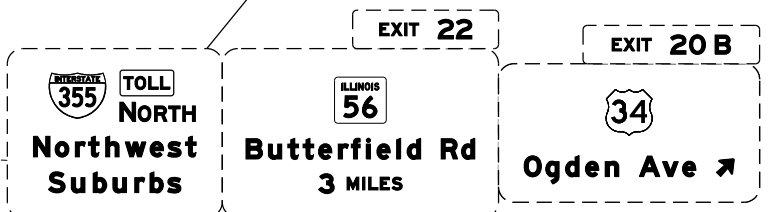
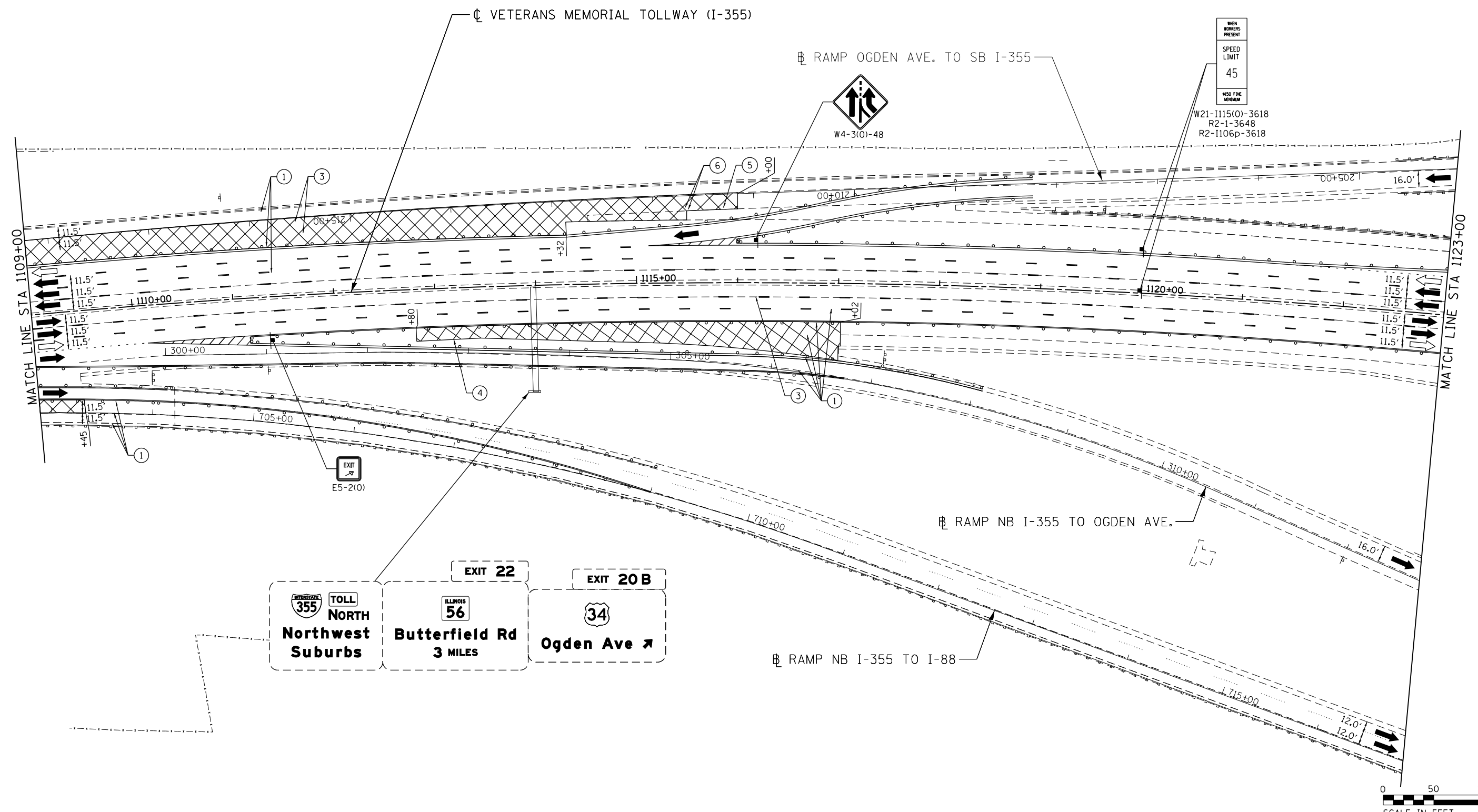
DRAWN BY MAL DATE 3/11/2018
 CHECKED BY MPV DATE 3/11/2018



REVISIONS		
NO.	DATE	DESCRIPTION

CONTRACT NO. RR-16-4255
 MOT STAGE 3A
 STA 1095+00 - STA 1109+00

MOT-233
 DRAWING NO. 284 OF 1517



MOT PLAN LEGEND:

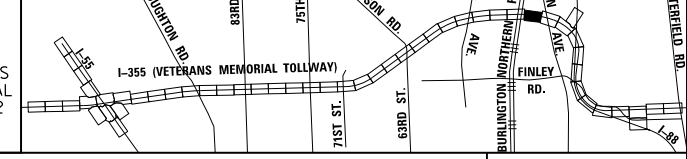
- CONSTRUCTION WORK ZONE
- PORT. CHANGEABLE MESSAGE SIGN
- DIRECTION OF TRAFFIC FLOW
- DIRECTION OF TRAFFIC FLOW, LANE CLOSED DURING OPERATIONS
- CONSTRUCTION SIGN

- TYPE II BARRICADES OR DRUMS WITH STEADY BURNING MONO-DIRECTIONAL LIGHT @ 50' CENTERS (25' CENTERS ALONG TAPERS AND RAMPS)
- TYPE III BARRICADE WITH STEADY BURNING LIGHT
- ACCELERATED PCC PATCHING, CLASS B, 12 INCHES (JI442873, JI442874, JI442875, JI442894)
- EXISTING PAVEMENT MARKING
- WATERBLAST PAVEMENT MARKING REMOVAL WITH VACUUM RECOVERY (JT783005)

- PAVEMENT MARKING PLACED IN PREVIOUS STAGE
- PAVEMENT MARKING TAPE, TYPE IV 4" (SOLID, WHITE) (70300904)
- PAVEMENT MARKING TAPE, TYPE IV 4" (SOLID, YELLOW) (70300904)
- PAVEMENT MARKING TAPE, TYPE IV 4" (30' SKIP-10' DASH, WHITE) (70300904)
- PAVEMENT MARKING TAPE, TYPE IV 4" (6' SKIP-2' DASH, WHITE) (70300904)

- PAVEMENT MARKING TAPE, TYPE IV 12" (CHEVRONS, WHITE) (70300912)
 - PAVEMENT MARKING TAPE, TYPE IV 8" (SOLID, WHITE) (70300908)
- NOTE:
MOT PLANS SHOW TRAFFIC IN POST-OPERATIONS CONFIGURATION. PLEASE REFER TO MOT TYPICAL SECTIONS AND ILLINOIS TOLLWAY STANDARD E2 FOR 1 AND 2 LANE CLOSURES WHEN REQUIRED, AS DICTATED BY MOT TYPICAL SECTIONS.

KEY MAP



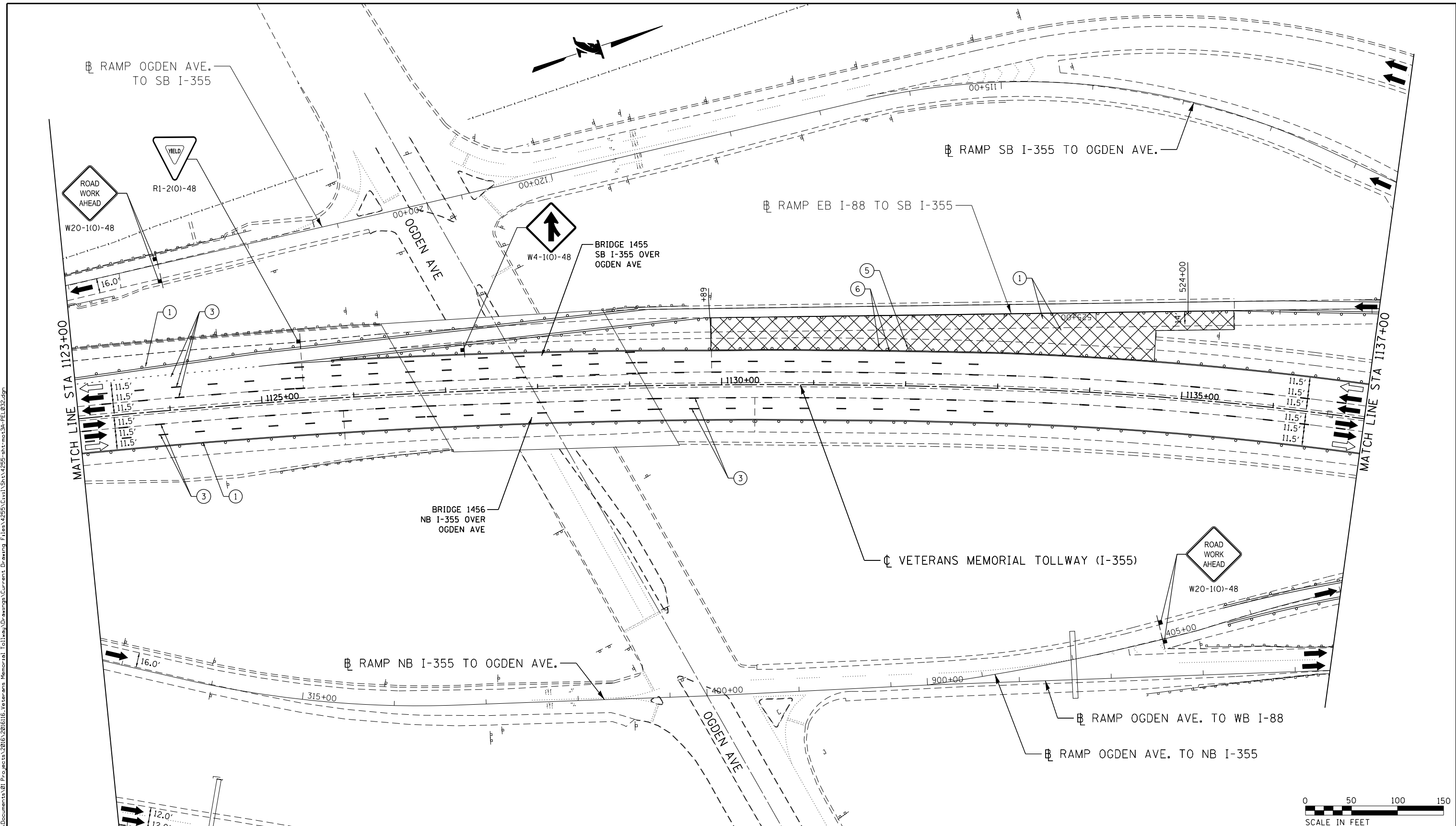
DRAWN BY MAL DATE 3/11/2018
 CHECKED BY MPV DATE 3/11/2018



REVISIONS		
NO.	DATE	DESCRIPTION

CONTRACT NO. RR-16-4255
 MOT STAGE 3A
 STA 1109+00 - STA 1123+00

MOT-234
 DRAWING NO.
 285 OF 1517



P:\proj\p01\primera\chicago\p01\Documents\01\Projects\2016\20161616-Veterans Memorial Tollway\Drawings\Current\Drawings\Files\4255\Civil\Sheet\255-ah-1030-PEL032.dgn

MOT PLAN LEGEND:

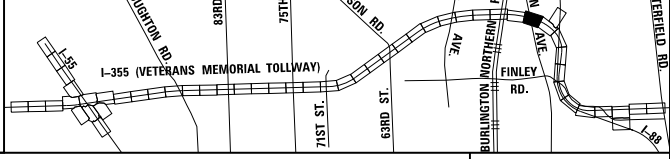
- CONSTRUCTION WORK ZONE
- PORT. CHANGEABLE MESSAGE SIGN
- DIRECTION OF TRAFFIC FLOW
- DIRECTION OF TRAFFIC FLOW, LANE CLOSED DURING OPERATIONS
- CONSTRUCTION SIGN

- TYPE II BARRICADES OR DRUMS WITH STEADY BURNING MONO-DIRECTIONAL LIGHT @ 50' CENTERS (25' CENTERS ALONG TAPERS AND RAMPS)
- TYPE III BARRICADE WITH STEADY BURNING LIGHT ACCELERATED PCC PATCHING, CLASS B, 12 INCHES (JI442873, JI442874, JI442875, JI442894)
- EXISTING PAVEMENT MARKING
- WATERBLAST PAVEMENT MARKING REMOVAL WITH VACUUM RECOVERY (JT783005)

- PAVEMENT MARKING PLACED IN PREVIOUS STAGE
- PAVEMENT MARKING TAPE, TYPE IV 4" (SOLID, WHITE) (70300904)
- PAVEMENT MARKING TAPE, TYPE IV 4" (SOLID, YELLOW) (70300904)
- PAVEMENT MARKING TAPE, TYPE IV 4" (30' SKIP-10' DASH, WHITE) (70300904)
- PAVEMENT MARKING TAPE, TYPE IV 4" (6' SKIP-2' DASH, WHITE) (70300904)

- PAVEMENT MARKING TAPE, TYPE IV 12" (CHEVRONS, WHITE) (70300912)
 - PAVEMENT MARKING TAPE, TYPE IV 8" (SOLID, WHITE) (70300908)
- NOTE:
 MOT PLANS SHOW TRAFFIC IN POST-OPERATIONS CONFIGURATION. PLEASE REFER TO MOT TYPICAL SECTIONS AND ILLINOIS TOLLWAY STANDARD E2 FOR 1 AND 2 LANE CLOSURES WHEN REQUIRED, AS DICTATED BY MOT TYPICAL SECTIONS.

KEY MAP



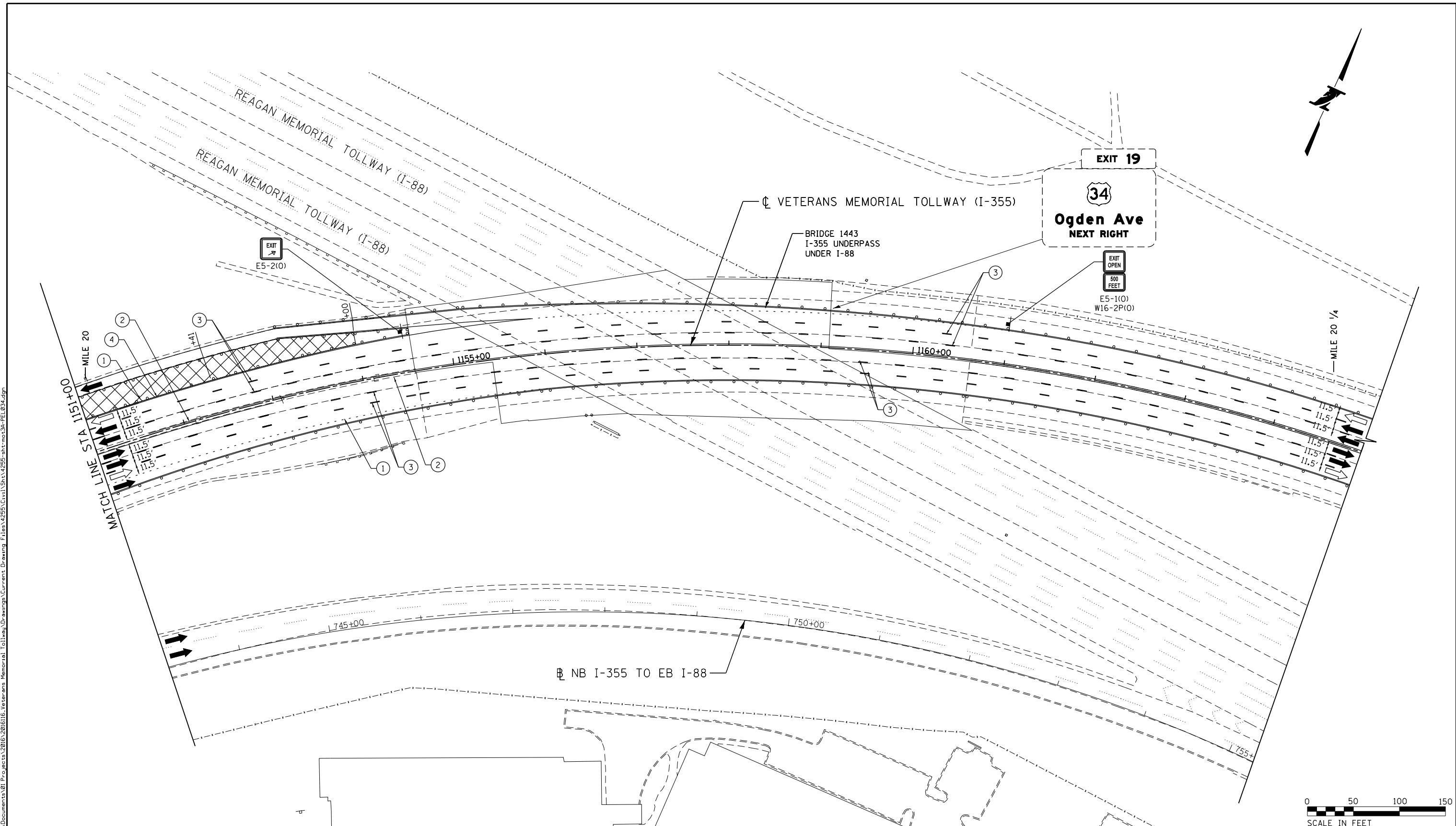
DRAWN BY MAL DATE 3/11/2018
 CHECKED BY MPV DATE 3/11/2018



REVISIONS		
NO.	DATE	DESCRIPTION

CONTRACT NO. RR-16-4255
 MOT STAGE 3A
 STA 1123+00 - STA 1137+00

MOT-235
 DRAWING NO. 286 OF 1517



MOT PLAN LEGEND:

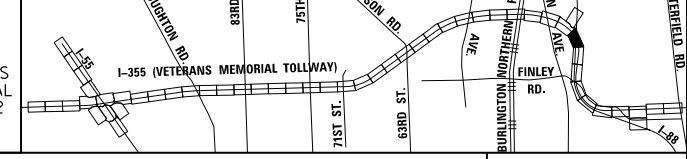
- CONSTRUCTION WORK ZONE
- PORT. CHANGEABLE MESSAGE SIGN
- DIRECTION OF TRAFFIC FLOW
- DIRECTION OF TRAFFIC FLOW, LANE CLOSED DURING OPERATIONS
- CONSTRUCTION SIGN

- TYPE II BARRICADES OR DRUMS WITH STEADY BURNING MONO-DIRECTIONAL LIGHT @ 50' CENTERS (25' CENTERS ALONG TAPERS AND RAMPS)
- TYPE III BARRICADE WITH STEADY BURNING LIGHT
- ACCELERATED PCC PATCHING, CLASS B, 12 INCHES (JI442873, JI442874, JI442875, JI442894)
- EXISTING PAVEMENT MARKING
- WATERBLAST PAVEMENT MARKING REMOVAL WITH VACUUM RECOVERY (JT783005)

- PAVEMENT MARKING PLACED IN PREVIOUS STAGE
- PAVEMENT MARKING TAPE, TYPE IV 4" (SOLID, WHITE) (70300904)
- PAVEMENT MARKING TAPE, TYPE IV 4" (SOLID, YELLOW) (70300904)
- PAVEMENT MARKING TAPE, TYPE IV 4" (30' SKIP-10' DASH, WHITE) (70300904)
- PAVEMENT MARKING TAPE, TYPE IV 4" (6' SKIP-2' DASH, WHITE) (70300904)

- PAVEMENT MARKING TAPE, TYPE IV 12" (CHEVRONS, WHITE) (70300912)
 - PAVEMENT MARKING TAPE, TYPE IV 8" (SOLID, WHITE) (70300908)
- NOTE:
MOT PLANS SHOW TRAFFIC IN POST-OPERATIONS CONFIGURATION. PLEASE REFER TO MOT TYPICAL SECTIONS AND ILLINOIS TOLLWAY STANDARD E2 FOR 1 AND 2 LANE CLOSURES WHEN REQUIRED, AS DICTATED BY MOT TYPICAL SECTIONS.

KEY MAP



DRAWN BY MAL DATE 3/11/2018
 CHECKED BY MPV DATE 3/11/2018

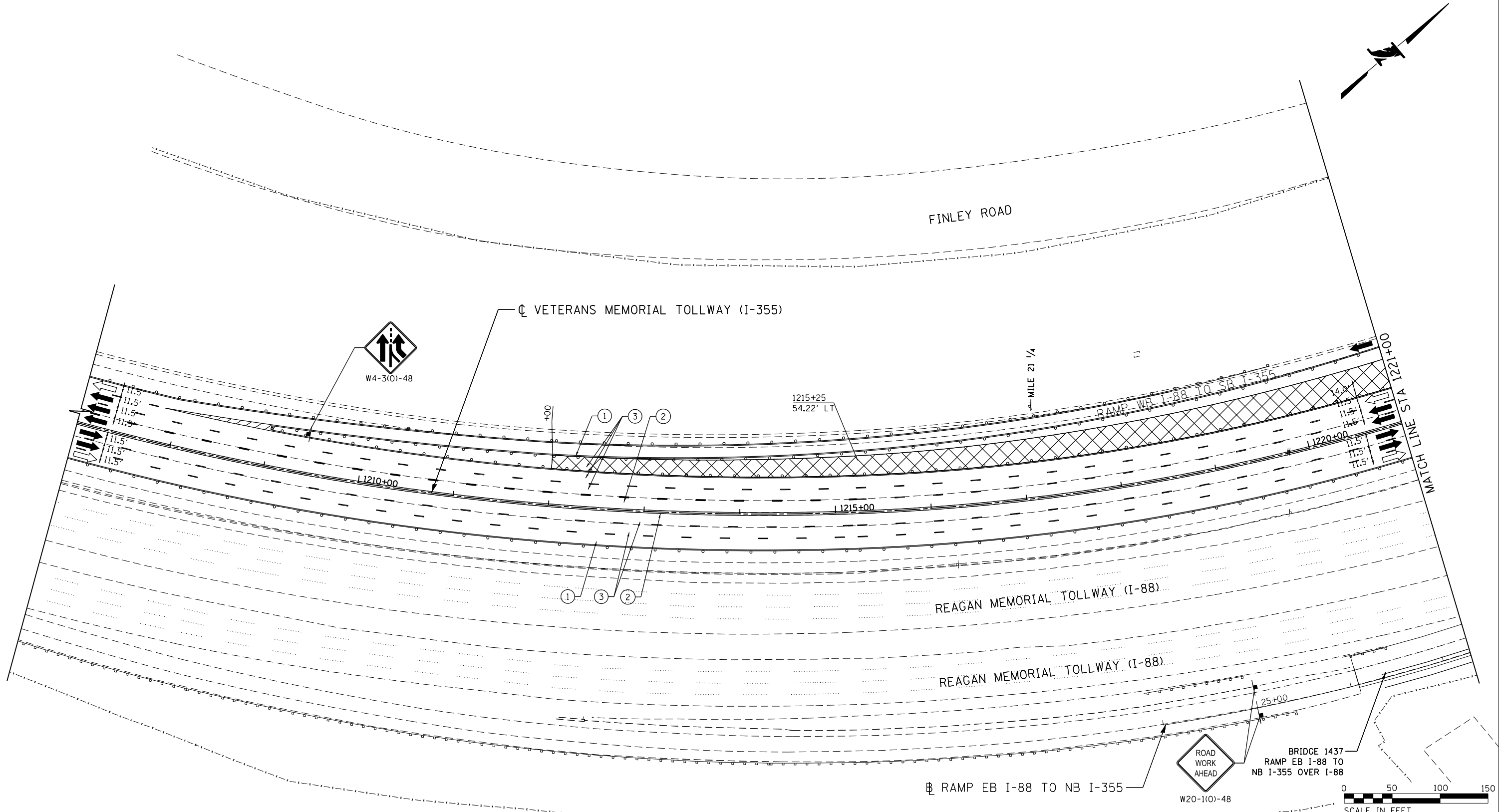


REVISIONS		
NO.	DATE	DESCRIPTION

CONTRACT NO. RR-16-4255
 MOT STAGE 3A
 STA 1151+00 - STA 1165+00

MOT-237
 DRAWING NO. 288 OF 1517

P:\proj\p01\primera\chicago\comp\PRD\Documents\01\Projects\2016\20161616_Veterans Memorial Tollway\Drawings\Current\Drawings\Plan\4255\Civil\Sheet\255-ah-1-2016-PEL038.dgn



MOT PLAN LEGEND:

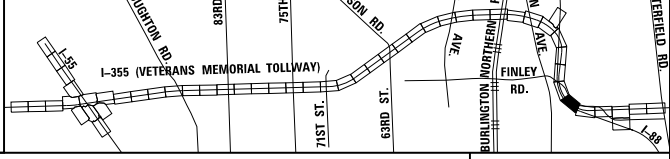
- CONSTRUCTION WORK ZONE
- PORT. CHANGEABLE MESSAGE SIGN
- DIRECTION OF TRAFFIC FLOW
- DIRECTION OF TRAFFIC FLOW, LANE CLOSED DURING OPERATIONS
- CONSTRUCTION SIGN

- TYPE II BARRICADES OR DRUMS WITH STEADY BURNING MONO-DIRECTIONAL LIGHT @ 50' CENTERS (25' CENTERS ALONG TAPERS AND RAMPS)
- TYPE III BARRICADE WITH STEADY BURNING LIGHT
- EXISTING PAVEMENT MARKING
- WATERBLAST PAVEMENT MARKING REMOVAL WITH VACUUM RECOVERY (JT783005)

- PAVEMENT MARKING PLACED IN PREVIOUS STAGE
- PAVEMENT MARKING TAPE, TYPE IV 4" (SOLID, WHITE) (70300904)
- PAVEMENT MARKING TAPE, TYPE IV 4" (SOLID, YELLOW) (70300904)
- PAVEMENT MARKING TAPE, TYPE IV 4" (30' SKIP-10' DASH, WHITE) (70300904)
- PAVEMENT MARKING TAPE, TYPE IV 4" (6' SKIP-2' DASH, WHITE) (70300904)

- PAVEMENT MARKING TAPE, TYPE IV 12" (CHEVRONS, WHITE) (70300912)
 - PAVEMENT MARKING TAPE, TYPE IV 8" (SOLID, WHITE) (70300908)
- NOTE:
MOT PLANS SHOW TRAFFIC IN POST-OPERATIONS CONFIGURATION. PLEASE REFER TO MOT TYPICAL SECTIONS AND ILLINOIS TOLLWAY STANDARD E2 FOR 1 AND 2 LANE CLOSURES WHEN REQUIRED, AS DICTATED BY MOT TYPICAL SECTIONS.

KEY MAP



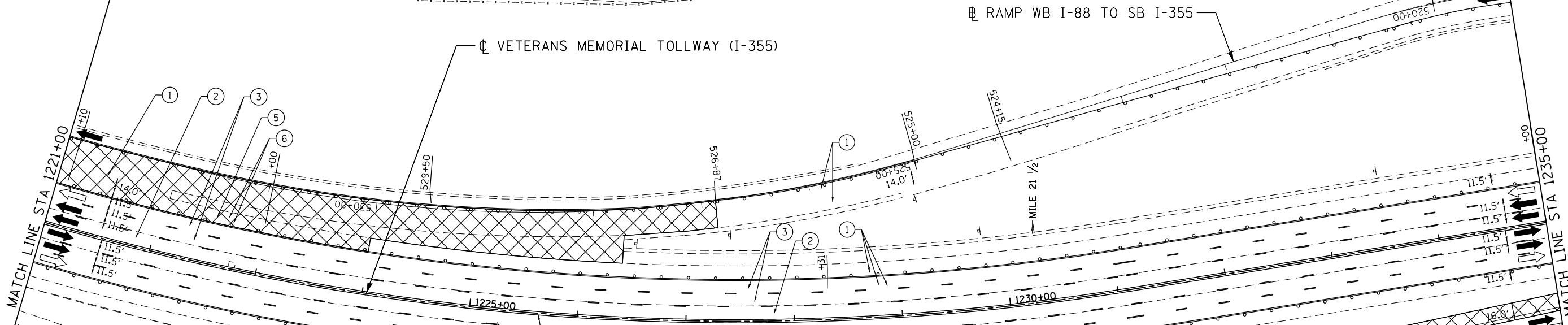
DRAWN BY MAL DATE 3/11/2018
 CHECKED BY MPV DATE 3/11/2018



REVISIONS		
NO.	DATE	DESCRIPTION

CONTRACT NO. RR-16-4255
 MOT STAGE 3A
 STA 1207+00 - STA 1221+00

MOT-238
 DRAWING NO.
 289 OF 1517



MOT PLAN LEGEND:

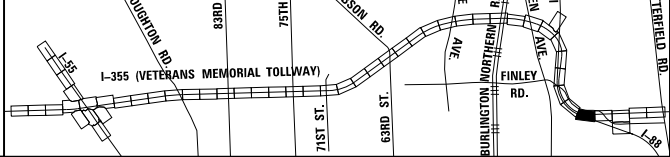
- CONSTRUCTION WORK ZONE
- PORT. CHANGEABLE MESSAGE SIGN
- DIRECTION OF TRAFFIC FLOW
- DIRECTION OF TRAFFIC FLOW, LANE CLOSED DURING OPERATIONS
- CONSTRUCTION SIGN

- TYPE II BARRICADES OR DRUMS WITH STEADY BURNING MONO-DIRECTIONAL LIGHT @ 50' CENTERS (25' CENTERS ALONG TAPERS AND RAMP)
- TYPE III BARRICADE WITH STEADY BURNING LIGHT
- ACCELERATED PCC PATCHING, CLASS B, 12 INCHES (JI442873, JI442874, JI442875, JI442894)
- EXISTING PAVEMENT MARKING
- WATERBLAST PAVEMENT MARKING REMOVAL WITH VACUUM RECOVERY (JT783005)

- PAVEMENT MARKING PLACED IN PREVIOUS STAGE
- PAVEMENT MARKING TAPE, TYPE IV 4" (SOLID, WHITE) (70300904)
- PAVEMENT MARKING TAPE, TYPE IV 4" (SOLID, YELLOW) (70300904)
- PAVEMENT MARKING TAPE, TYPE IV 4" (30' SKIP-10' DASH, WHITE) (70300904)
- PAVEMENT MARKING TAPE, TYPE IV 4" (6' SKIP-2' DASH, WHITE) (70300904)

- PAVEMENT MARKING TAPE, TYPE IV 12" (CHEVRONS, WHITE) (70300912)
 - PAVEMENT MARKING TAPE, TYPE IV 8" (SOLID, WHITE) (70300908)
- NOTE:
MOT PLANS SHOW TRAFFIC IN POST-OPERATIONS CONFIGURATION, PLEASE REFER TO MOT TYPICAL SECTIONS AND ILLINOIS TOLLWAY STANDARD E2 FOR 1 AND 2 LANE CLOSURES WHEN REQUIRED, AS DICTATED BY MOT TYPICAL SECTIONS.

KEY MAP



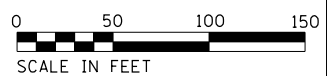

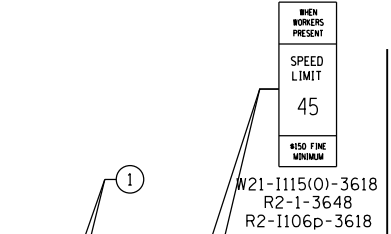
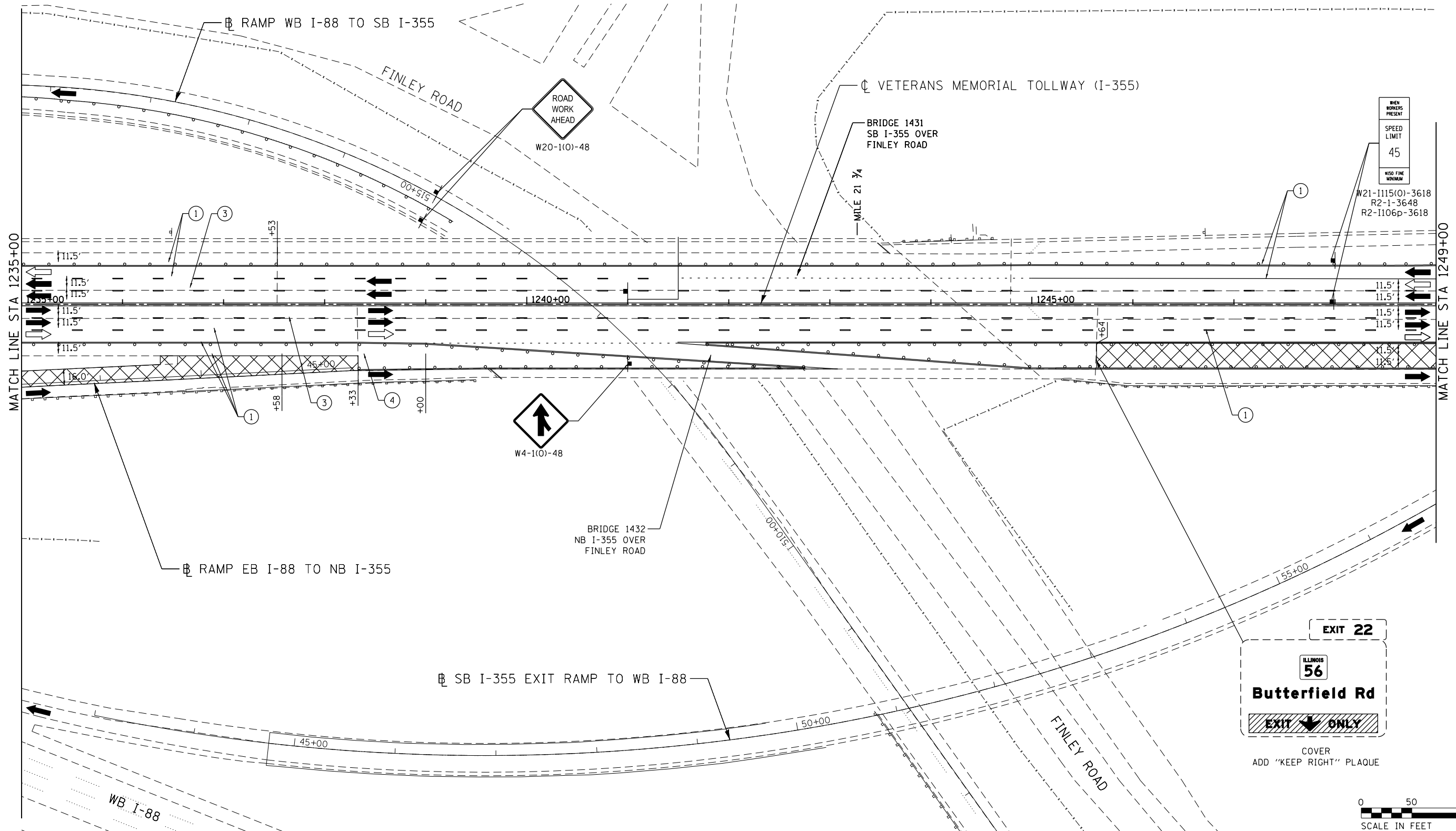
DRAWN BY MAL DATE 3/11/2018
 CHECKED BY MPV DATE 3/11/2018



REVISIONS		
NO.	DATE	DESCRIPTION

CONTRACT NO. RR-16-4255
 MOT STAGE 3A
 STA 1221+00 - STA 1235+00

MOT-239
 DRAWING NO.
 290 OF 1517



MOT PLAN LEGEND:

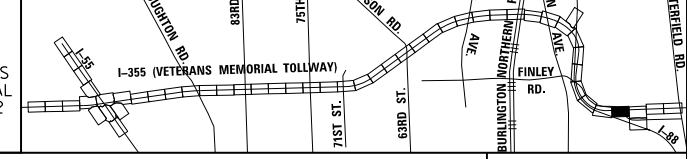
- CONSTRUCTION WORK ZONE
- PORT. CHANGEABLE MESSAGE SIGN
- DIRECTION OF TRAFFIC FLOW
- DIRECTION OF TRAFFIC FLOW, LANE CLOSED DURING OPERATIONS
- CONSTRUCTION SIGN

- TYPE II BARRICADES OR DRUMS WITH STEADY BURNING MONO-DIRECTIONAL LIGHT @ 50' CENTERS (25' CENTERS ALONG TAPERS AND RAMP)
- TYPE III BARRICADE WITH STEADY BURNING LIGHT
- ACCELERATED PCC PATCHING, CLASS B, 12 INCHES (JI442873, JI442874, JI442875, JI442894)
- EXISTING PAVEMENT MARKING
- WATERBLAST PAVEMENT MARKING REMOVAL WITH VACUUM RECOVERY (JT783005)

- PAVEMENT MARKING PLACED IN PREVIOUS STAGE
- PAVEMENT MARKING TAPE, TYPE IV 4" (SOLID, WHITE) (70300904)
- PAVEMENT MARKING TAPE, TYPE IV 4" (SOLID, YELLOW) (70300904)
- PAVEMENT MARKING TAPE, TYPE IV 4" (30' SKIP-10' DASH, WHITE) (70300904)
- PAVEMENT MARKING TAPE, TYPE IV 4" (6' SKIP-2' DASH, WHITE) (70300904)

- PAVEMENT MARKING TAPE, TYPE IV 12" (CHEVRONS, WHITE) (70300912)
 - PAVEMENT MARKING TAPE, TYPE IV 8" (SOLID, WHITE) (70300908)
- NOTE:
MOT PLANS SHOW TRAFFIC IN POST-OPERATIONS CONFIGURATION. PLEASE REFER TO MOT TYPICAL SECTIONS AND ILLINOIS TOLLWAY STANDARD E2 FOR 1 AND 2 LANE CLOSURES WHEN REQUIRED, AS DICTATED BY MOT TYPICAL SECTIONS.

KEY MAP



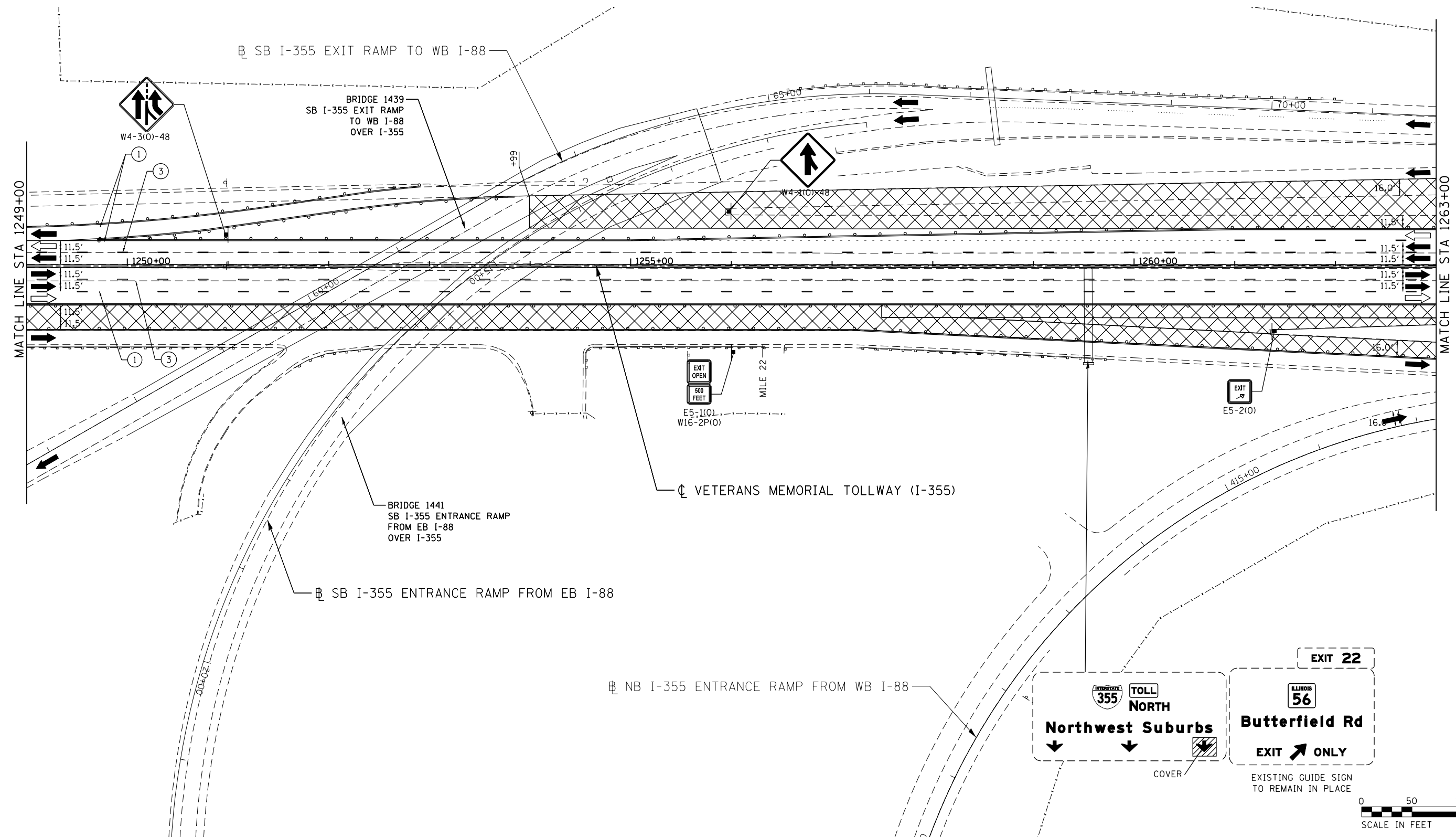
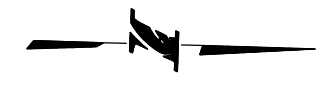
DRAWN BY MAL DATE 3/11/2018
 CHECKED BY MPV DATE 3/11/2018



REVISIONS		
NO.	DATE	DESCRIPTION

CONTRACT NO. RR-16-4255
 MOT STAGE 3A
 STA 1235+00 - STA 1249+00

MOT-240
 DRAWING NO. 291 OF 1517



MOT PLAN LEGEND:

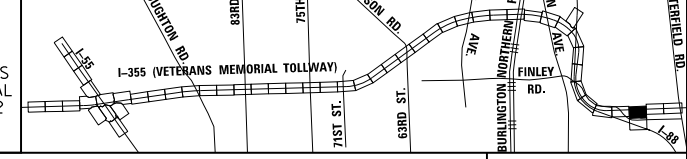
- CONSTRUCTION WORK ZONE
- PORT. CHANGEABLE MESSAGE SIGN
- DIRECTION OF TRAFFIC FLOW
- DIRECTION OF TRAFFIC FLOW, LANE CLOSED DURING OPERATIONS
- CONSTRUCTION SIGN

- TYPE II BARRICADES OR DRUMS WITH STEADY BURNING MONO-DIRECTIONAL LIGHT @ 50' CENTERS (25' CENTERS ALONG TAPERS AND RAMPS)
- TYPE III BARRICADE WITH STEADY BURNING LIGHT
- ACCELERATED PCC PATCHING, CLASS B, 12 INCHES (JI442873, JI442874, JI442875, JI442894)
- EXISTING PAVEMENT MARKING
- WATERBLAST PAVEMENT MARKING REMOVAL WITH VACUUM RECOVERY (JT783005)

- PAVEMENT MARKING PLACED IN PREVIOUS STAGE
- PAVEMENT MARKING TAPE, TYPE IV 4" (SOLID, WHITE) (70300904)
- PAVEMENT MARKING TAPE, TYPE IV 4" (SOLID, YELLOW) (70300904)
- PAVEMENT MARKING TAPE, TYPE IV 4" (30' SKIP-10' DASH, WHITE) (70300904)
- PAVEMENT MARKING TAPE, TYPE IV 4" (6' SKIP-2' DASH, WHITE) (70300904)

- PAVEMENT MARKING TAPE, TYPE IV 12" (CHEVRONS, WHITE) (70300912)
 - PAVEMENT MARKING TAPE, TYPE IV 8" (SOLID, WHITE) (70300908)
- NOTE:
MOT PLANS SHOW TRAFFIC IN POST-OPERATIONS CONFIGURATION. PLEASE REFER TO MOT TYPICAL SECTIONS AND ILLINOIS TOLLWAY STANDARD E2 FOR 1 AND 2 LANE CLOSURES WHEN REQUIRED, AS DICTATED BY MOT TYPICAL SECTIONS.

KEY MAP



DRAWN BY MAL DATE 3/11/2018
 CHECKED BY MPV DATE 3/11/2018



REVISIONS	
NO.	DESCRIPTION

CONTRACT NO. RR-16-4255
 MOT STAGE 3A
 STA 1249+00 - STA 1263+00

MOT-241
 DRAWING NO. 292 OF 1517

p:\projects\primera\chicago\p312\Documents\01\Projects\2016\20161616_Veterans Memorial Tollway\Drawings\Current\Drawings\Files\4255\Civil\Sheet\255-ah-1230-PEL041.dgn



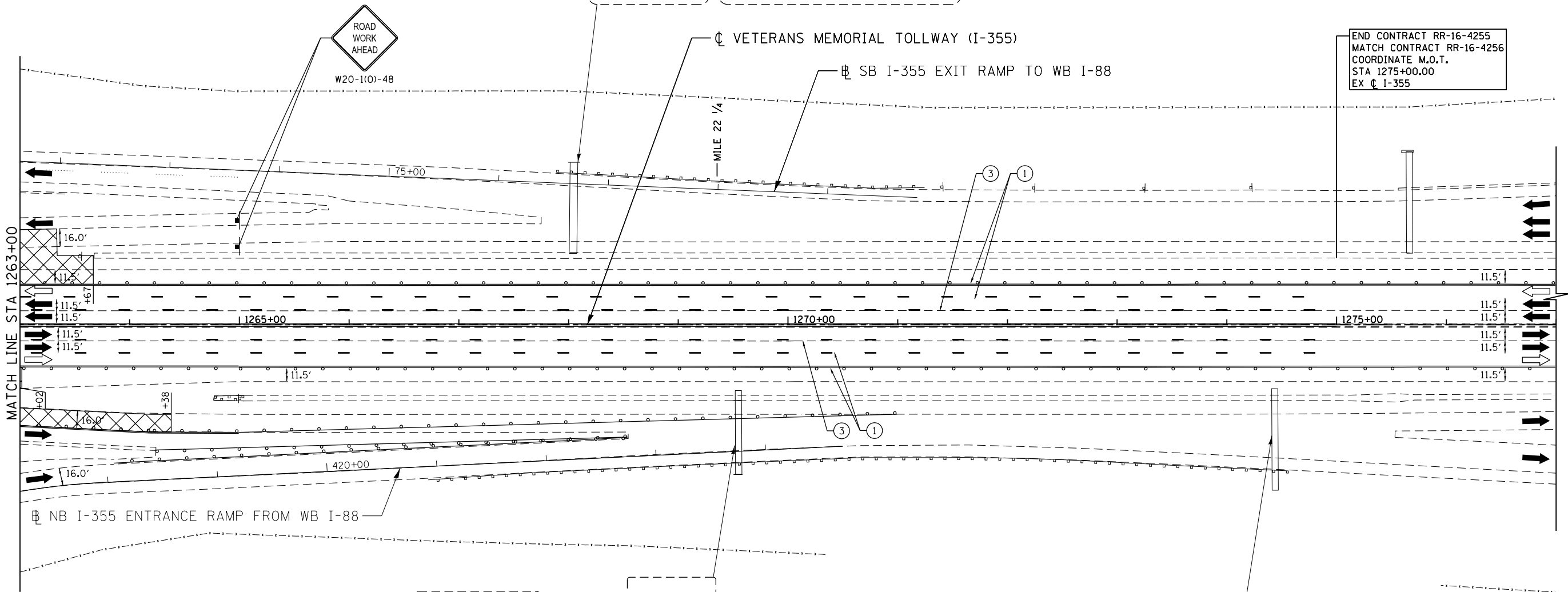
EXIT 20

INTERSTATE 355 SOUTH TOLLWAY
Joliet
KEEP LEFT

INTERSTATE 88 EAST TOLLWAY
Chicago
KEEP RIGHT

INTERSTATE 88 WEST TOLLWAY
Aurora

END CONTRACT RR-16-4255
 MATCH CONTRACT RR-16-4256
 COORDINATE M.O.T.
 STA 1275+00.00
 EX C I-355

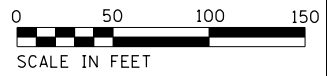


INTERSTATE 355 NORTH TOLLWAY
Northwest Suburbs
KEEP LEFT

ILLINOIS 56
Butterfield Rd
KEEP RIGHT

INTERSTATE 355 TOLL NORTH
Northwest Suburbs

INTERSTATE 355 NORTH TOLLWAY
Northwest Suburbs



MOT PLAN LEGEND:

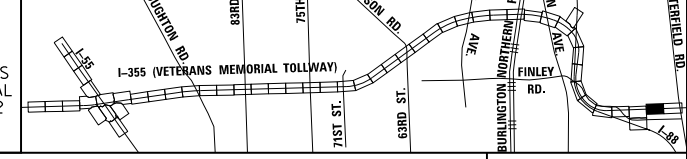
- CONSTRUCTION WORK ZONE
- PORT. CHANGEABLE MESSAGE SIGN
- DIRECTION OF TRAFFIC FLOW
- DIRECTION OF TRAFFIC FLOW, LANE CLOSED DURING OPERATIONS
- CONSTRUCTION SIGN

- TYPE II BARRICADES OR DRUMS WITH STEADY BURNING MONO-DIRECTIONAL LIGHT @ 50' CENTERS (25' CENTERS ALONG TAPERS AND RAMP)
- TYPE III BARRICADE WITH STEADY BURNING LIGHT
- ACCELERATED PCC PATCHING, CLASS B, 12 INCHES (JI442873, JI442874, JI442875, JI442894)
- EXISTING PAVEMENT MARKING
- WATERBLAST PAVEMENT MARKING REMOVAL WITH VACUUM RECOVERY (JT783005)

- PAVEMENT MARKING PLACED IN PREVIOUS STAGE
- PAVEMENT MARKING TAPE, TYPE IV 4" (SOLID, WHITE) (70300904)
- PAVEMENT MARKING TAPE, TYPE IV 4" (SOLID, YELLOW) (70300904)
- PAVEMENT MARKING TAPE, TYPE IV 4" (30' SKIP-10' DASH, WHITE) (70300904)
- PAVEMENT MARKING TAPE, TYPE IV 4" (6' SKIP-2' DASH, WHITE) (70300904)

- PAVEMENT MARKING TAPE, TYPE IV 12" (CHEVRONS, WHITE) (70300912)
 - PAVEMENT MARKING TAPE, TYPE IV 8" (SOLID, WHITE) (70300908)
- NOTE:
MOT PLANS SHOW TRAFFIC IN POST-OPERATIONS CONFIGURATION. PLEASE REFER TO MOT TYPICAL SECTIONS AND ILLINOIS TOLLWAY STANDARD E2 FOR 1 AND 2 LANE CLOSURES WHEN REQUIRED, AS DICTATED BY MOT TYPICAL SECTIONS.

KEY MAP



DRAWN BY MAL DATE 3/11/2018
 CHECKED BY MPV DATE 3/11/2018

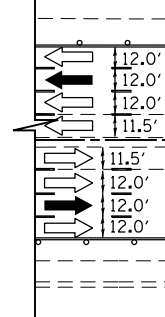
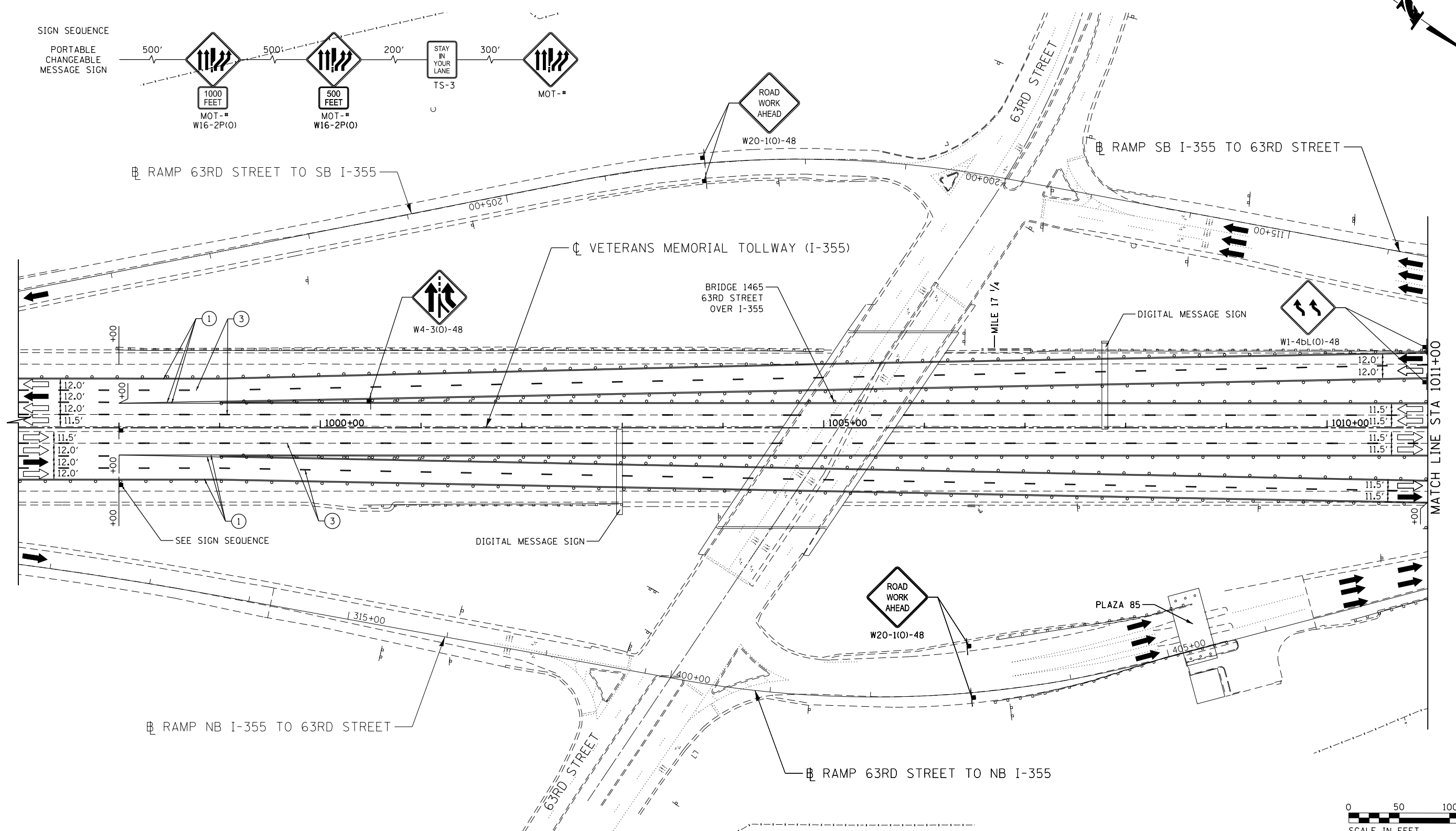
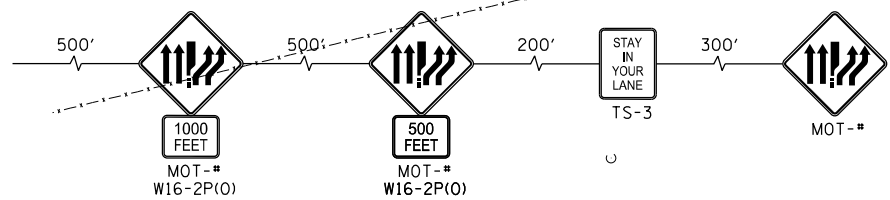


REVISIONS		
NO.	DATE	DESCRIPTION

CONTRACT NO. RR-16-4255
 MOT STAGE 3A
 STA 1263+00 - STA 1277+00

MOT-242
 DRAWING NO. 293 OF 1517

SIGN SEQUENCE
PORTABLE
CHANGEABLE
MESSAGE SIGN



MOT PLAN LEGEND:

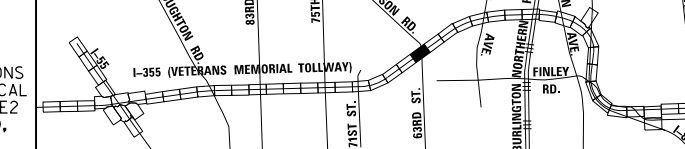
- CONSTRUCTION WORK ZONE
- PORT. CHANGEABLE MESSAGE SIGN
- DIRECTION OF TRAFFIC FLOW
- DIRECTION OF TRAFFIC FLOW, LANE CLOSED DURING OPERATIONS
- CONSTRUCTION SIGN

- TYPE II BARRICADES OR DRUMS WITH STEADY BURNING MONO-DIRECTIONAL LIGHT @ 50' CENTERS (25' CENTERS ALONG TAPERS AND RAMP)
- TYPE III BARRICADE WITH STEADY BURNING LIGHT ACCELERATED PCC PATCHING, CLASS B, 12 INCHES (JI442873, JI442874, JI442875, JI442894)
- EXISTING PAVEMENT MARKING
- WATERBLAST PAVEMENT MARKING REMOVAL WITH VACUUM RECOVERY (JT783005)

- PAVEMENT MARKING PLACED IN PREVIOUS STAGE
- PAVEMENT MARKING TAPE, TYPE IV 4" (SOLID, WHITE) (70300904)
- PAVEMENT MARKING TAPE, TYPE IV 4" (SOLID, YELLOW) (70300904)
- PAVEMENT MARKING TAPE, TYPE IV 4" (30' SKIP-10' DASH, WHITE) (70300904)
- PAVEMENT MARKING TAPE, TYPE IV 4" (6' SKIP-2' DASH, WHITE) (70300904)

- PAVEMENT MARKING TAPE, TYPE IV 12" (CHEVRONS, WHITE) (70300912)
 - PAVEMENT MARKING TAPE, TYPE IV 8" (SOLID, WHITE) (70300908)
- NOTE:
MOT PLANS SHOW TRAFFIC IN POST-OPERATIONS CONFIGURATION. PLEASE REFER TO MOT TYPICAL SECTIONS AND ILLINOIS TOLLWAY STANDARD E2 FOR 1 AND 2 LANE CLOSURES WHEN REQUIRED, AS DICTATED BY MOT TYPICAL SECTIONS.

KEY MAP



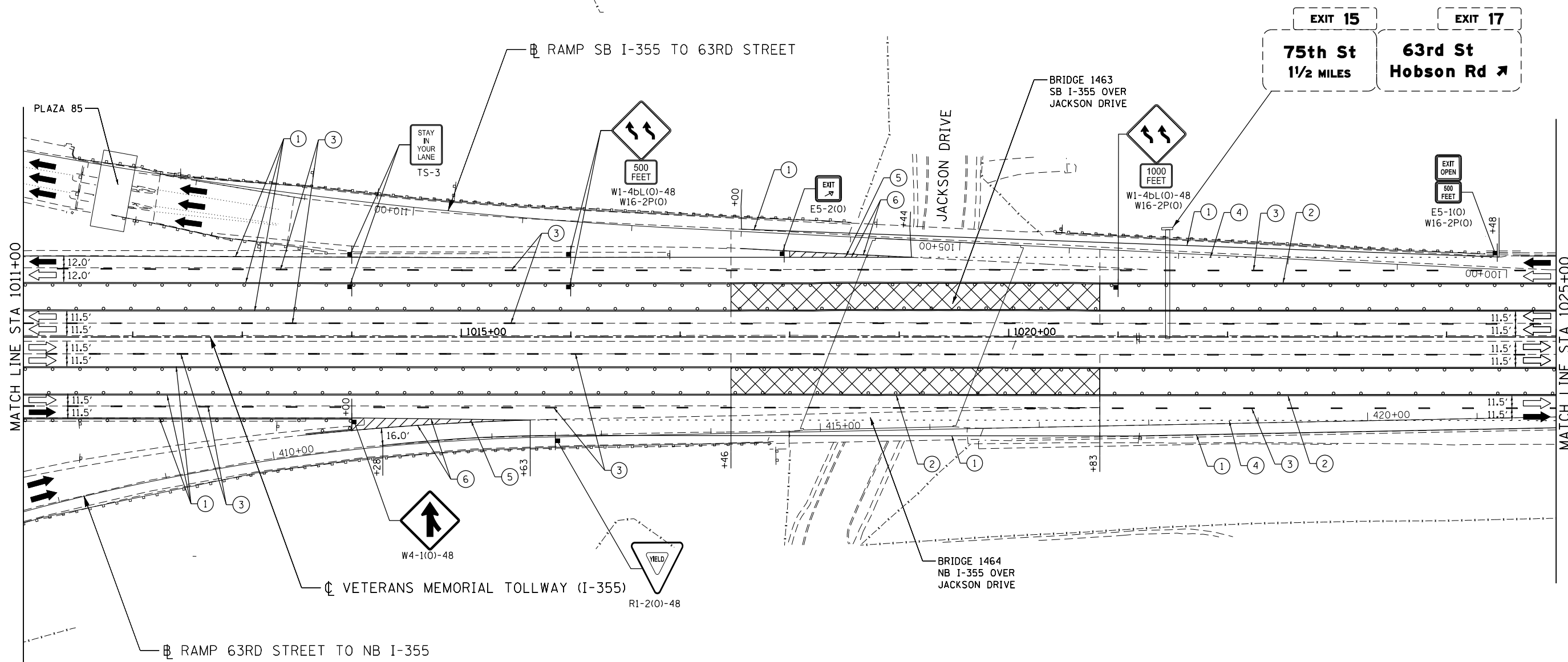

DRAWN BY MAL DATE 3/11/2018
CHECKED BY MPV DATE 3/11/2018



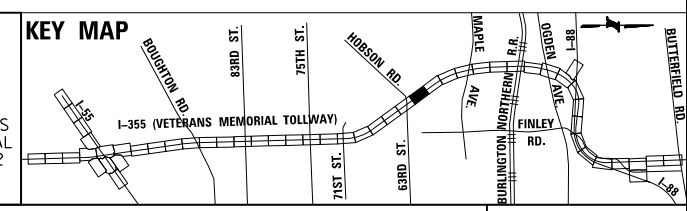
REVISIONS	
NO.	DESCRIPTION

CONTRACT NO. RR-16-4255
MOT STAGE 3B
STA 997+00 - STA 1011+00
MOT-243
DRAWING NO. 294 OF 1517

Projects\2016\20161616 - Veterans Memorial Tollway\Drawings\Current Drawings Files\4255\Civil\Sheet\255-ah-1-no13B-PEL023.dgn



MOT PLAN LEGEND:		TYPE II BARRICADES OR DRUMS WITH STEADY BURNING MONO-DIRECTIONAL LIGHT @ 50' CENTERS (25' CENTERS ALONG TAPERS AND RAMP)		TYPE III BARRICADE WITH STEADY BURNING LIGHT ACCELERATED PCC PATCHING, CLASS B, 12 INCHES (JI442873, JI442874, JI442875, JI442894)		EXISTING PAVEMENT MARKING		WATERBLAST PAVEMENT MARKING REMOVAL WITH VACUUM RECOVERY (JT783005)		PAVEMENT MARKING PLACED IN PREVIOUS STAGE		PAVEMENT MARKING TAPE, TYPE IV 4" (SOLID, WHITE) (70300904)		PAVEMENT MARKING TAPE, TYPE IV 4" (SOLID, YELLOW) (70300904)		PAVEMENT MARKING TAPE, TYPE IV 4" (30' SKIP-10' DASH, WHITE) (70300904)		PAVEMENT MARKING TAPE, TYPE IV 4" (6' SKIP-2' DASH, WHITE) (70300904)		PAVEMENT MARKING TAPE, TYPE IV 12" (CHEVRONS, WHITE) (70300912)		PAVEMENT MARKING TAPE, TYPE IV 8" (SOLID, WHITE) (70300908)		
[Symbol]	CONSTRUCTION WORK ZONE	[Symbol]	TYPE II BARRICADES OR DRUMS WITH STEADY BURNING MONO-DIRECTIONAL LIGHT @ 50' CENTERS (25' CENTERS ALONG TAPERS AND RAMP)	[Symbol]	TYPE III BARRICADE WITH STEADY BURNING LIGHT ACCELERATED PCC PATCHING, CLASS B, 12 INCHES (JI442873, JI442874, JI442875, JI442894)	[Symbol]	EXISTING PAVEMENT MARKING	[Symbol]	WATERBLAST PAVEMENT MARKING REMOVAL WITH VACUUM RECOVERY (JT783005)	[Symbol]	PAVEMENT MARKING PLACED IN PREVIOUS STAGE	[Symbol]	PAVEMENT MARKING TAPE, TYPE IV 4" (SOLID, WHITE) (70300904)	[Symbol]	PAVEMENT MARKING TAPE, TYPE IV 4" (SOLID, YELLOW) (70300904)	[Symbol]	PAVEMENT MARKING TAPE, TYPE IV 4" (30' SKIP-10' DASH, WHITE) (70300904)	[Symbol]	PAVEMENT MARKING TAPE, TYPE IV 4" (6' SKIP-2' DASH, WHITE) (70300904)	[Symbol]	PAVEMENT MARKING TAPE, TYPE IV 12" (CHEVRONS, WHITE) (70300912)	[Symbol]	PAVEMENT MARKING TAPE, TYPE IV 8" (SOLID, WHITE) (70300908)	
[Symbol]	PORT. CHANGEABLE MESSAGE SIGN	[Symbol]	TYPE III BARRICADE WITH STEADY BURNING LIGHT ACCELERATED PCC PATCHING, CLASS B, 12 INCHES (JI442873, JI442874, JI442875, JI442894)	[Symbol]	EXISTING PAVEMENT MARKING	[Symbol]	WATERBLAST PAVEMENT MARKING REMOVAL WITH VACUUM RECOVERY (JT783005)	[Symbol]	PAVEMENT MARKING PLACED IN PREVIOUS STAGE	[Symbol]	PAVEMENT MARKING TAPE, TYPE IV 4" (SOLID, WHITE) (70300904)	[Symbol]	PAVEMENT MARKING TAPE, TYPE IV 4" (SOLID, YELLOW) (70300904)	[Symbol]	PAVEMENT MARKING TAPE, TYPE IV 4" (30' SKIP-10' DASH, WHITE) (70300904)	[Symbol]	PAVEMENT MARKING TAPE, TYPE IV 4" (6' SKIP-2' DASH, WHITE) (70300904)	[Symbol]	PAVEMENT MARKING TAPE, TYPE IV 12" (CHEVRONS, WHITE) (70300912)	[Symbol]	PAVEMENT MARKING TAPE, TYPE IV 8" (SOLID, WHITE) (70300908)	NOTE: MOT PLANS SHOW TRAFFIC IN POST-OPERATIONS CONFIGURATION. PLEASE REFER TO MOT TYPICAL SECTIONS AND ILLINOIS TOLLWAY STANDARD E2 FOR 1 AND 2 LANE CLOSURES WHEN REQUIRED, AS DICTATED BY MOT TYPICAL SECTIONS.		
[Symbol]	DIRECTION OF TRAFFIC FLOW	[Symbol]	TYPE III BARRICADE WITH STEADY BURNING LIGHT ACCELERATED PCC PATCHING, CLASS B, 12 INCHES (JI442873, JI442874, JI442875, JI442894)	[Symbol]	EXISTING PAVEMENT MARKING	[Symbol]	WATERBLAST PAVEMENT MARKING REMOVAL WITH VACUUM RECOVERY (JT783005)	[Symbol]	PAVEMENT MARKING PLACED IN PREVIOUS STAGE	[Symbol]	PAVEMENT MARKING TAPE, TYPE IV 4" (SOLID, WHITE) (70300904)	[Symbol]	PAVEMENT MARKING TAPE, TYPE IV 4" (SOLID, YELLOW) (70300904)	[Symbol]	PAVEMENT MARKING TAPE, TYPE IV 4" (30' SKIP-10' DASH, WHITE) (70300904)	[Symbol]	PAVEMENT MARKING TAPE, TYPE IV 4" (6' SKIP-2' DASH, WHITE) (70300904)	[Symbol]	PAVEMENT MARKING TAPE, TYPE IV 12" (CHEVRONS, WHITE) (70300912)	[Symbol]	PAVEMENT MARKING TAPE, TYPE IV 8" (SOLID, WHITE) (70300908)			
[Symbol]	DIRECTION OF TRAFFIC FLOW, LANE CLOSED DURING OPERATIONS	[Symbol]	TYPE III BARRICADE WITH STEADY BURNING LIGHT ACCELERATED PCC PATCHING, CLASS B, 12 INCHES (JI442873, JI442874, JI442875, JI442894)	[Symbol]	EXISTING PAVEMENT MARKING	[Symbol]	WATERBLAST PAVEMENT MARKING REMOVAL WITH VACUUM RECOVERY (JT783005)	[Symbol]	PAVEMENT MARKING PLACED IN PREVIOUS STAGE	[Symbol]	PAVEMENT MARKING TAPE, TYPE IV 4" (SOLID, WHITE) (70300904)	[Symbol]	PAVEMENT MARKING TAPE, TYPE IV 4" (SOLID, YELLOW) (70300904)	[Symbol]	PAVEMENT MARKING TAPE, TYPE IV 4" (30' SKIP-10' DASH, WHITE) (70300904)	[Symbol]	PAVEMENT MARKING TAPE, TYPE IV 4" (6' SKIP-2' DASH, WHITE) (70300904)	[Symbol]	PAVEMENT MARKING TAPE, TYPE IV 12" (CHEVRONS, WHITE) (70300912)	[Symbol]	PAVEMENT MARKING TAPE, TYPE IV 8" (SOLID, WHITE) (70300908)			
[Symbol]	LANE CLOSED DURING OPERATIONS	[Symbol]	TYPE III BARRICADE WITH STEADY BURNING LIGHT ACCELERATED PCC PATCHING, CLASS B, 12 INCHES (JI442873, JI442874, JI442875, JI442894)	[Symbol]	EXISTING PAVEMENT MARKING	[Symbol]	WATERBLAST PAVEMENT MARKING REMOVAL WITH VACUUM RECOVERY (JT783005)	[Symbol]	PAVEMENT MARKING PLACED IN PREVIOUS STAGE	[Symbol]	PAVEMENT MARKING TAPE, TYPE IV 4" (SOLID, WHITE) (70300904)	[Symbol]	PAVEMENT MARKING TAPE, TYPE IV 4" (SOLID, YELLOW) (70300904)	[Symbol]	PAVEMENT MARKING TAPE, TYPE IV 4" (30' SKIP-10' DASH, WHITE) (70300904)	[Symbol]	PAVEMENT MARKING TAPE, TYPE IV 4" (6' SKIP-2' DASH, WHITE) (70300904)	[Symbol]	PAVEMENT MARKING TAPE, TYPE IV 12" (CHEVRONS, WHITE) (70300912)	[Symbol]	PAVEMENT MARKING TAPE, TYPE IV 8" (SOLID, WHITE) (70300908)			
[Symbol]	CONSTRUCTION SIGN	[Symbol]	TYPE III BARRICADE WITH STEADY BURNING LIGHT ACCELERATED PCC PATCHING, CLASS B, 12 INCHES (JI442873, JI442874, JI442875, JI442894)	[Symbol]	EXISTING PAVEMENT MARKING	[Symbol]	WATERBLAST PAVEMENT MARKING REMOVAL WITH VACUUM RECOVERY (JT783005)	[Symbol]	PAVEMENT MARKING PLACED IN PREVIOUS STAGE	[Symbol]	PAVEMENT MARKING TAPE, TYPE IV 4" (SOLID, WHITE) (70300904)	[Symbol]	PAVEMENT MARKING TAPE, TYPE IV 4" (SOLID, YELLOW) (70300904)	[Symbol]	PAVEMENT MARKING TAPE, TYPE IV 4" (30' SKIP-10' DASH, WHITE) (70300904)	[Symbol]	PAVEMENT MARKING TAPE, TYPE IV 4" (6' SKIP-2' DASH, WHITE) (70300904)	[Symbol]	PAVEMENT MARKING TAPE, TYPE IV 12" (CHEVRONS, WHITE) (70300912)	[Symbol]	PAVEMENT MARKING TAPE, TYPE IV 8" (SOLID, WHITE) (70300908)			



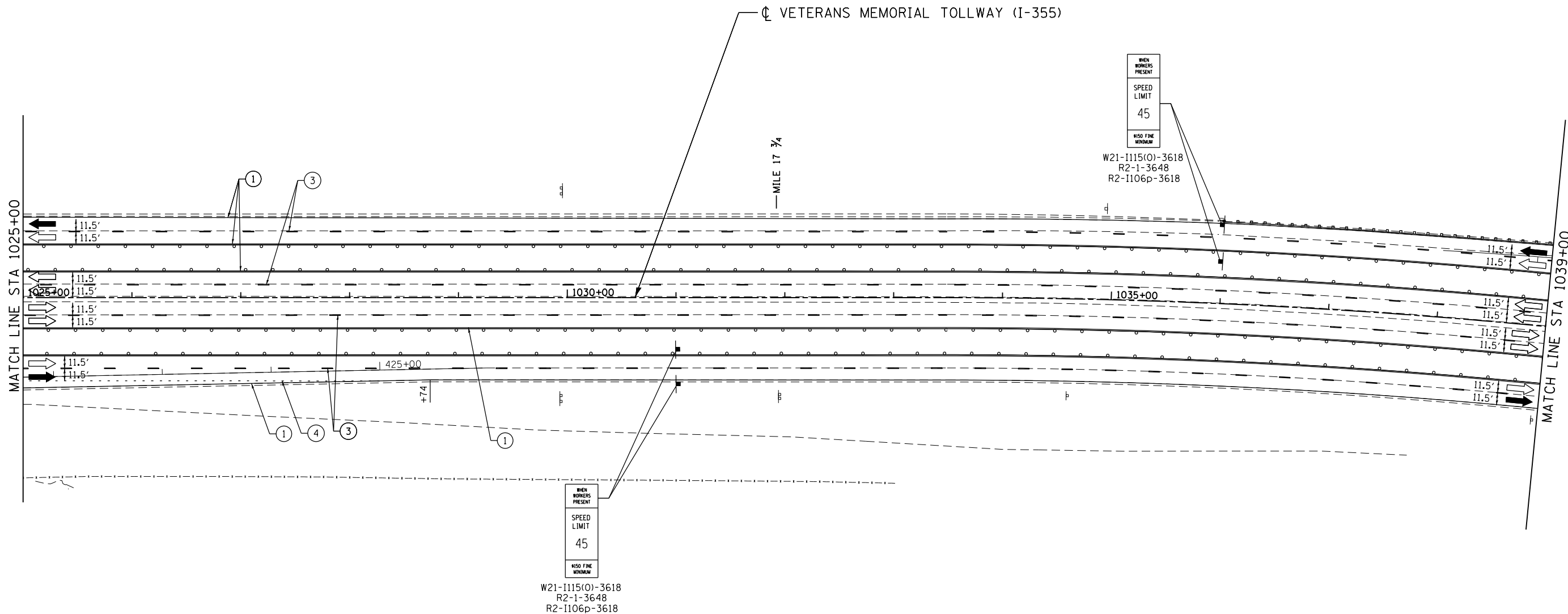

DRAWN BY MAL DATE 3/11/2018
 CHECKED BY MPV DATE 3/11/2018



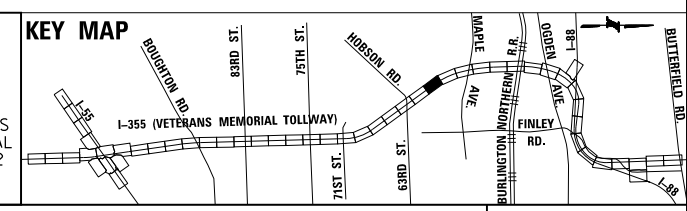
REVISIONS		
NO.	DATE	DESCRIPTION

CONTRACT NO. RR-16-4255
 MOT STAGE 3B
 STA 1011+00 - STA 1025+00

MOT-244
 DRAWING NO. 295 OF 1517



MOT PLAN LEGEND:		REVISIONS	
	CONSTRUCTION WORK ZONE	NO.	DATE
	PORT. CHANGEABLE MESSAGE SIGN		
	DIRECTION OF TRAFFIC FLOW		
	DIRECTION OF TRAFFIC FLOW, LANE CLOSED DURING OPERATIONS		
	CONSTRUCTION SIGN		
	TYPE II BARRICADES OR DRUMS WITH STEADY BURNING MONO-DIRECTIONAL LIGHT @ 50' CENTERS (25' CENTERS ALONG TAPERS AND RAMP)		
	TYPE III BARRICADE WITH STEADY BURNING LIGHT ACCELERATED PCC PATCHING, CLASS B, 12 INCHES (JI442873, JI442874, JI442875, JI442894)		
	(A) EXISTING PAVEMENT MARKING		
	(B) WATERBLAST PAVEMENT MARKING REMOVAL WITH VACUUM RECOVERY (JT783005)		
	(C) PAVEMENT MARKING PLACED IN PREVIOUS STAGE		
	(1) PAVEMENT MARKING TAPE, TYPE IV 4" (SOLID, WHITE) (70300904)		
	(2) PAVEMENT MARKING TAPE, TYPE IV 4" (SOLID, YELLOW) (70300904)		
	(3) PAVEMENT MARKING TAPE, TYPE IV 4" (30' SKIP-10' DASH, WHITE) (70300904)		
	(4) PAVEMENT MARKING TAPE, TYPE IV 4" (6' SKIP-2' DASH, WHITE) (70300904)		
	(5) PAVEMENT MARKING TAPE, TYPE IV 12" (CHEVRONS, WHITE) (70300912)		
	(6) PAVEMENT MARKING TAPE, TYPE IV 8" (SOLID, WHITE) (70300908)		



NOTE:
MOT PLANS SHOW TRAFFIC IN POST-OPERATIONS CONFIGURATION. PLEASE REFER TO MOT TYPICAL SECTIONS AND ILLINOIS TOLLWAY STANDARD E2 FOR 1 AND 2 LANE CLOSURES WHEN REQUIRED, AS DICTATED BY MOT TYPICAL SECTIONS.

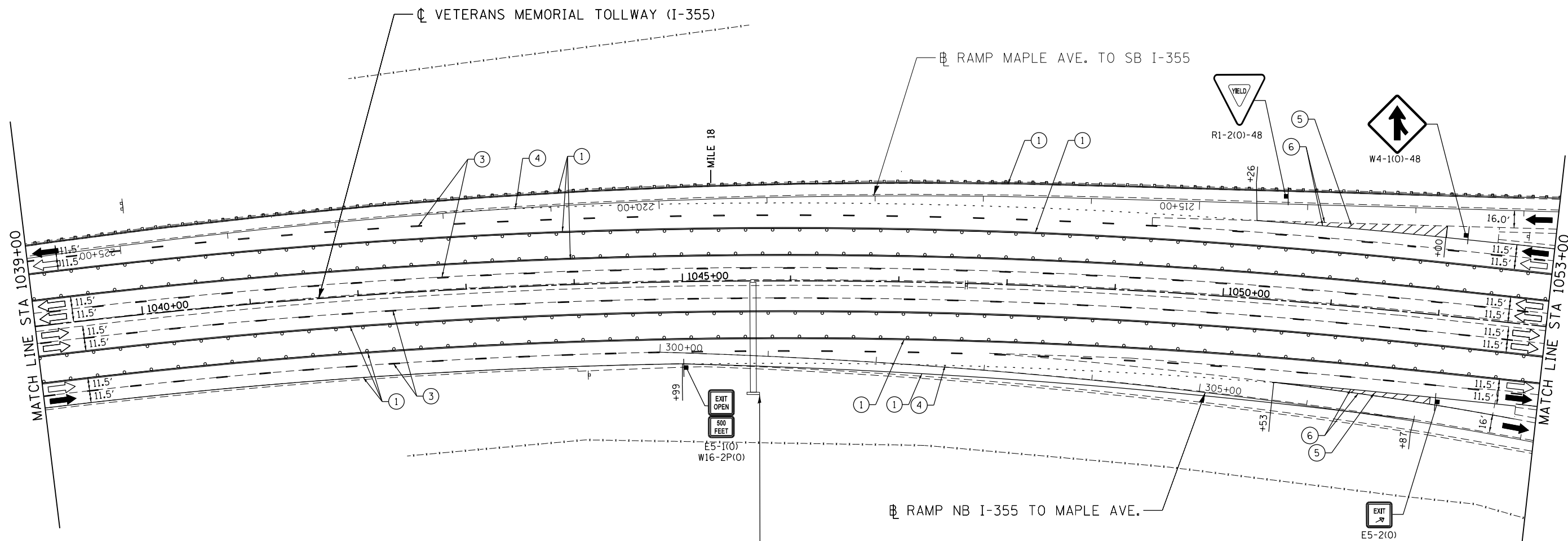
DRAWN BY MAL DATE 3/11/2018
CHECKED BY MPV DATE 3/11/2018



REVISIONS	
NO.	DESCRIPTION

CONTRACT NO. RR-16-4255
MOT STAGE 3B
STA 1025+00 - STA 1039+00
MOT-245
DRAWING NO. 296 OF 1517

P:\proj\pawar\01\primera\chicago\comp\PR001\Documents\01\Projects\2016\20161616-Veterans Memorial Tollway\Drawings\Current\Drawing Files\4255\Civil\Sheet\4255-ahb-no13B-PEL-025.dgn



EXISTING GUIDE SIGNS
TO BE CENTERED OVER
TRAFFIC LANES



MOT PLAN LEGEND:

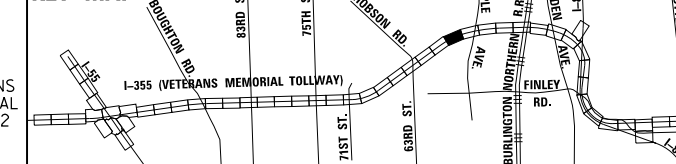
- CONSTRUCTION WORK ZONE
- PORT. CHANGEABLE MESSAGE SIGN
- DIRECTION OF TRAFFIC FLOW
- DIRECTION OF TRAFFIC FLOW, LANE CLOSED DURING OPERATIONS
- CONSTRUCTION SIGN

- TYPE II BARRICADES OR DRUMS WITH STEADY BURNING MONO-DIRECTIONAL LIGHT @ 50' CENTERS (25' CENTERS ALONG TAPERS AND RAMPS)
- TYPE III BARRICADE WITH STEADY BURNING LIGHT
- ACCELERATED PCC PATCHING, CLASS B, 12 INCHES (JI442873, JI442874, JI442875, JI442894)
- EXISTING PAVEMENT MARKING
- WATERBLAST PAVEMENT MARKING REMOVAL WITH VACUUM RECOVERY (JT783005)

- PAVEMENT MARKING PLACED IN PREVIOUS STAGE
- PAVEMENT MARKING TAPE, TYPE IV 4" (SOLID, WHITE) (70300904)
- PAVEMENT MARKING TAPE, TYPE IV 4" (SOLID, YELLOW) (70300904)
- PAVEMENT MARKING TAPE, TYPE IV 4" (30' SKIP-10' DASH, WHITE) (70300904)
- PAVEMENT MARKING TAPE, TYPE IV 4" (6' SKIP-2' DASH, WHITE) (70300904)

- PAVEMENT MARKING TAPE, TYPE IV 12" (CHEVRONS, WHITE) (70300912)
 - PAVEMENT MARKING TAPE, TYPE IV 8" (SOLID, WHITE) (70300908)
- NOTE:
MOT PLANS SHOW TRAFFIC IN POST-OPERATIONS CONFIGURATION. PLEASE REFER TO MOT TYPICAL SECTIONS AND ILLINOIS TOLLWAY STANDARD E2 FOR 1 AND 2 LANE CLOSURES WHEN REQUIRED, AS DICTATED BY MOT TYPICAL SECTIONS.

KEY MAP



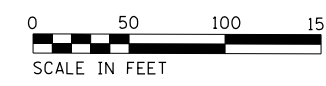
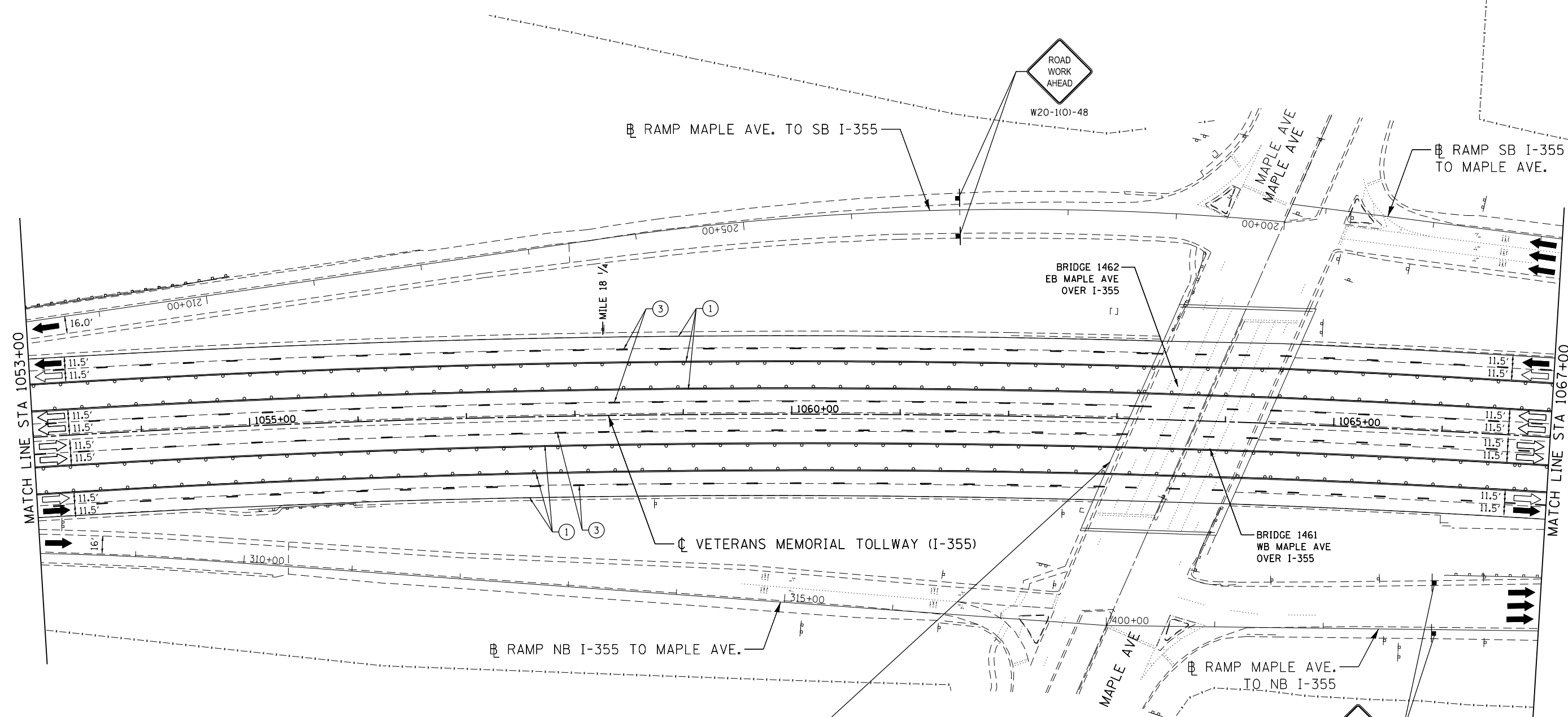
DRAWN BY MAL DATE 3/11/2018
CHECKED BY MPV DATE 3/11/2018



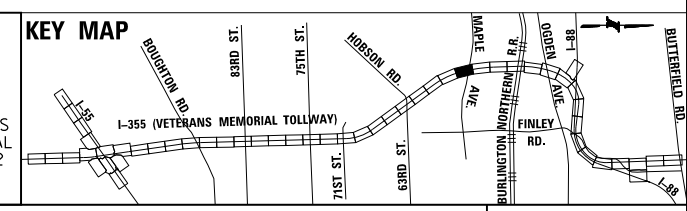
REVISIONS		
NO.	DATE	DESCRIPTION

CONTRACT NO. RR-16-4255
MOT STAGE 3B
STA 1039+00 - STA 1053+00

MOT-246
DRAWING NO.
297 OF 1517



MOT PLAN LEGEND:		REVISIONS	
	CONSTRUCTION WORK ZONE	NO.	DATE
	PORT. CHANGEABLE MESSAGE SIGN		
	DIRECTION OF TRAFFIC FLOW		
	DIRECTION OF TRAFFIC FLOW, LANE CLOSED DURING OPERATIONS		
	CONSTRUCTION SIGN		
	TYPE II BARRICADES OR DRUMS WITH STEADY BURNING MONO-DIRECTIONAL LIGHT @ 50' CENTERS (25' CENTERS ALONG TAPERS AND RAMPS)		
	TYPE III BARRICADE WITH STEADY BURNING LIGHT ACCELERATED PCC PATCHING, CLASS B, 12 INCHES (JI442873, JI442874, JI442875, JI442894)		
	(A) EXISTING PAVEMENT MARKING		
	(B) WATERBLAST PAVEMENT MARKING REMOVAL WITH VACUUM RECOVERY (JT783005)		
	(1) PAVEMENT MARKING TAPE, TYPE IV 4" (SOLID, WHITE) (70300904)		
	(2) PAVEMENT MARKING TAPE, TYPE IV 4" (SOLID, YELLOW) (70300904)		
	(3) PAVEMENT MARKING TAPE, TYPE IV 4" (30' SKIP-10' DASH, WHITE) (70300904)		
	(4) PAVEMENT MARKING TAPE, TYPE IV 4" (6' SKIP-2' DASH, WHITE) (70300904)		
	(5) PAVEMENT MARKING TAPE, TYPE IV 12" (CHEVRONS, WHITE) (70300912)		
	(6) PAVEMENT MARKING TAPE, TYPE IV 8" (SOLID, WHITE) (70300908)		



NOTE: MOT PLANS SHOW TRAFFIC IN POST-OPERATIONS CONFIGURATION. PLEASE REFER TO MOT TYPICAL SECTIONS AND ILLINOIS TOLLWAY STANDARD E2 FOR 1 AND 2 LANE CLOSURES WHEN REQUIRED, AS DICTATED BY MOT TYPICAL SECTIONS.

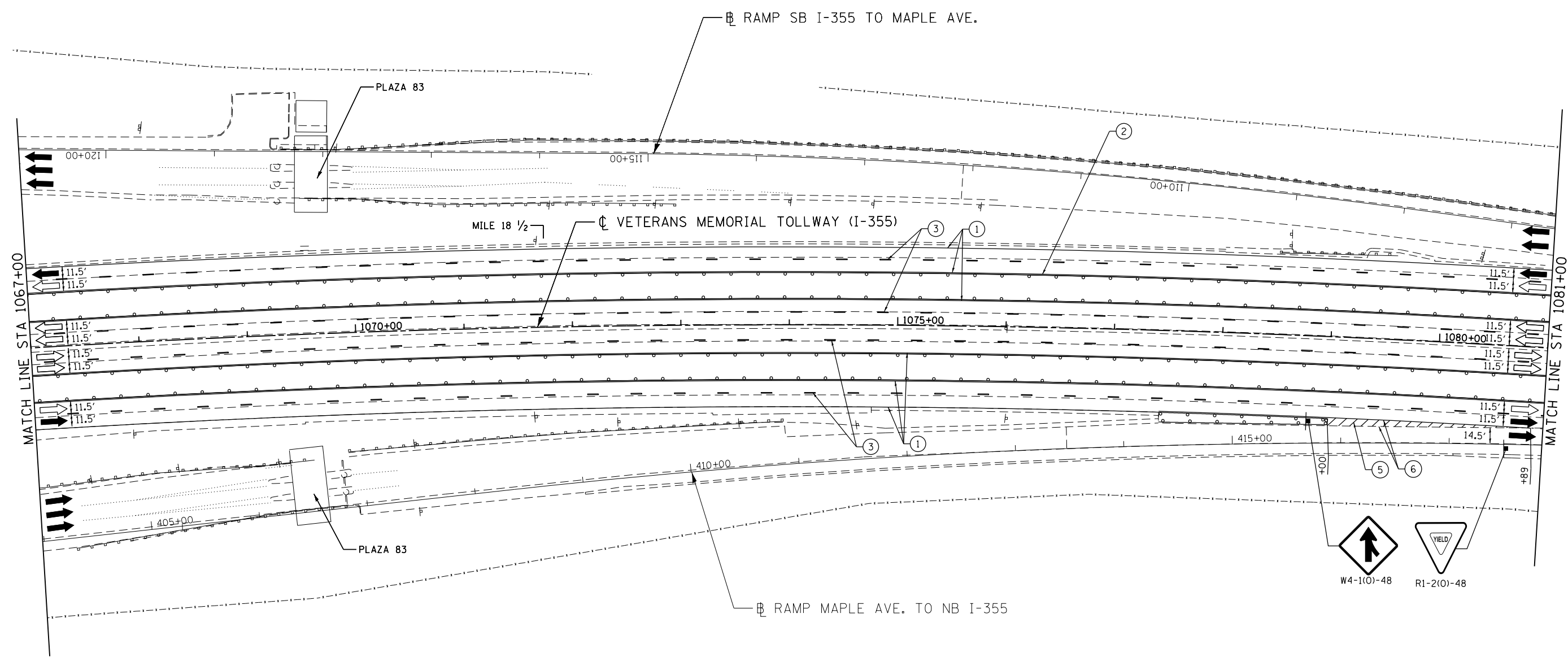
DRAWN BY MAL DATE 3/11/2018
 CHECKED BY MPV DATE 3/11/2018



REVISIONS	
NO.	DESCRIPTION

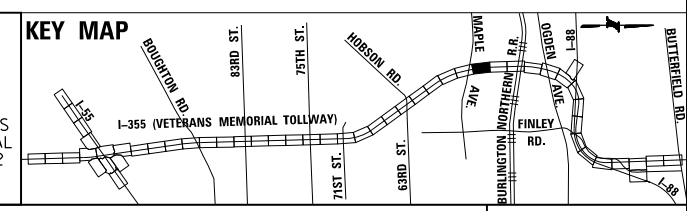
CONTRACT NO. RR-16-4255
 MOT STAGE 3B
 STA 1053+00 - STA 1067+00
 MOT-247
 DRAWING NO. 298 OF 1517

P:\proj\p01\primera\chicago\comp\PR001\Documents\01\Projects\2016\20161616-Veterans Memorial Tollway\Drawings\Current\Drawings\Files\4255\Civil\Sheet\4255-ahb-no3B-PEL027.dgn



MOT PLAN LEGEND:		REVISIONS	
	CONSTRUCTION WORK ZONE	NO.	DATE
	PORT. CHANGEABLE MESSAGE SIGN		DESCRIPTION
	DIRECTION OF TRAFFIC FLOW		
	DIRECTION OF TRAFFIC FLOW, LANE CLOSED DURING OPERATIONS		
	CONSTRUCTION SIGN		
	TYPE II BARRICADES OR DRUMS WITH STEADY BURNING MONO-DIRECTIONAL LIGHT @ 50' CENTERS (25' CENTERS ALONG TAPERS AND RAMP)		
	TYPE III BARRICADE WITH STEADY BURNING LIGHT		
	ACCELERATED PCC PATCHING, CLASS B, 12 INCHES (JI442873, JI442874, JI442875, JI442894)		
	(A) EXISTING PAVEMENT MARKING		
	(B) WATERBLAST PAVEMENT MARKING REMOVAL WITH VACUUM RECOVERY (JT783005)		
	(C) PAVEMENT MARKING PLACED IN PREVIOUS STAGE		
	(1) PAVEMENT MARKING TAPE, TYPE IV 4" (SOLID, WHITE) (70300904)		
	(2) PAVEMENT MARKING TAPE, TYPE IV 4" (SOLID, YELLOW) (70300904)		
	(3) PAVEMENT MARKING TAPE, TYPE IV 4" (30' SKIP-10' DASH, WHITE) (70300904)		
	(4) PAVEMENT MARKING TAPE, TYPE IV 4" (6' SKIP-2' DASH, WHITE) (70300904)		
	(5) PAVEMENT MARKING TAPE, TYPE IV 12" (CHEVRONS, WHITE) (70300912)		
	(6) PAVEMENT MARKING TAPE, TYPE IV 8" (SOLID, WHITE) (70300908)		

NOTE:
MOT PLANS SHOW TRAFFIC IN POST-OPERATIONS CONFIGURATION. PLEASE REFER TO MOT TYPICAL SECTIONS AND ILLINOIS TOLLWAY STANDARD E2 FOR 1 AND 2 LANE CLOSURES WHEN REQUIRED, AS DICTATED BY MOT TYPICAL SECTIONS.



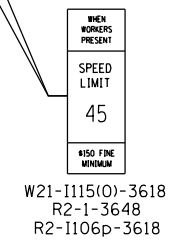
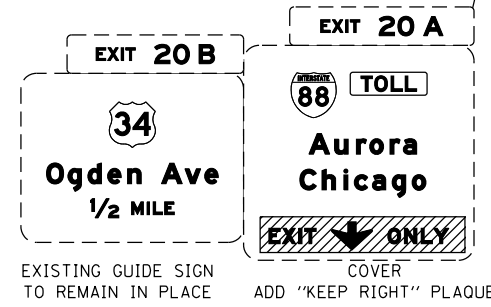
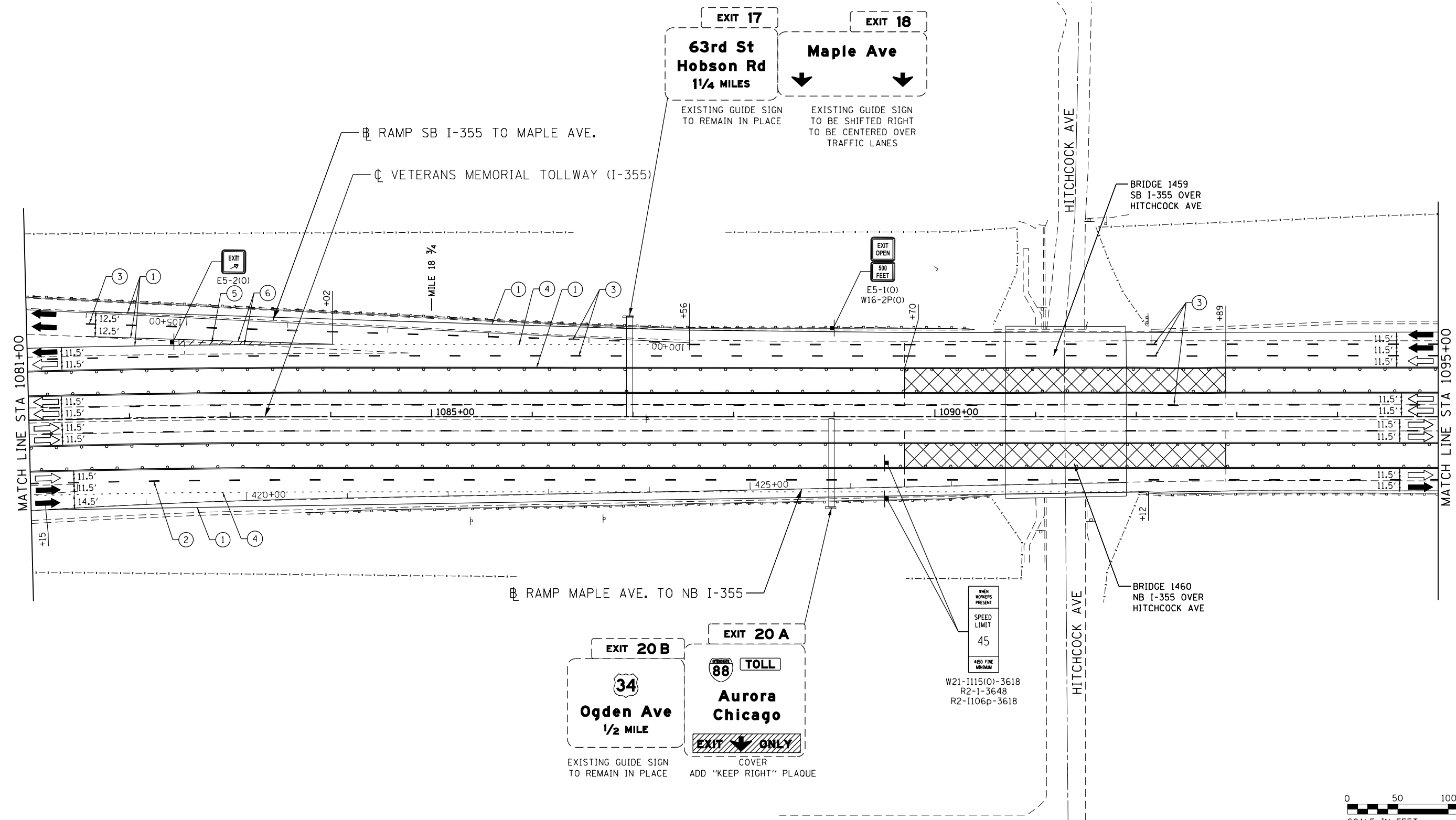
DRAWN BY MAL DATE 3/11/2018
CHECKED BY MPV DATE 3/11/2018



REVISIONS	
NO.	DATE

CONTRACT NO. RR-16-4255
MOT STAGE 3B
STA 1067+00 - STA 1081+00
MOT-248
DRAWING NO. 299 OF 1517

P:\projects\2016\20161616-Veterans Memorial Tollway\Drawings\Current Drawings Files\4255-Civil\Sheet\255-ah-103B-PEL-028.dgn
 Projects\2016\20161616-Veterans Memorial Tollway\Drawings\Current Drawings Files\4255-Civil\Sheet\255-ah-103B-PEL-028.dgn



MOT PLAN LEGEND:

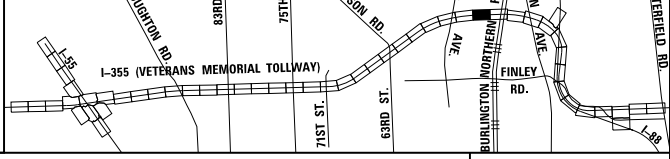
- CONSTRUCTION WORK ZONE
- PORT. CHANGEABLE MESSAGE SIGN
- DIRECTION OF TRAFFIC FLOW
- DIRECTION OF TRAFFIC FLOW, LANE CLOSED DURING OPERATIONS
- CONSTRUCTION SIGN

- TYPE II BARRICADES OR DRUMS WITH STEADY BURNING MONO-DIRECTIONAL LIGHT @ 50' CENTERS (25' CENTERS ALONG TAPERS AND RAMP)
- TYPE III BARRICADE WITH STEADY BURNING LIGHT
- ACCELERATED PCC PATCHING, CLASS B, 12 INCHES (JI442873, JI442874, JI442875, JI442894)
- EXISTING PAVEMENT MARKING
- WATERBLAST PAVEMENT MARKING REMOVAL WITH VACUUM RECOVERY (JT783005)

- PAVEMENT MARKING PLACED IN PREVIOUS STAGE
- PAVEMENT MARKING TAPE, TYPE IV 4" (SOLID, WHITE) (70300904)
- PAVEMENT MARKING TAPE, TYPE IV 4" (SOLID, YELLOW) (70300904)
- PAVEMENT MARKING TAPE, TYPE IV 4" (30' SKIP-10" DASH, WHITE) (70300904)
- PAVEMENT MARKING TAPE, TYPE IV 4" (6' SKIP-2" DASH, WHITE) (70300904)

- PAVEMENT MARKING TAPE, TYPE IV 12" (CHEVRONS, WHITE) (70300912)
 - PAVEMENT MARKING TAPE, TYPE IV 8" (SOLID, WHITE) (70300908)
- NOTE: MOT PLANS SHOW TRAFFIC IN POST-OPERATIONS CONFIGURATION. PLEASE REFER TO MOT TYPICAL SECTIONS AND ILLINOIS TOLLWAY STANDARD E2 FOR 1 AND 2 LANE CLOSURES WHEN REQUIRED, AS DICTATED BY MOT TYPICAL SECTIONS.

KEY MAP



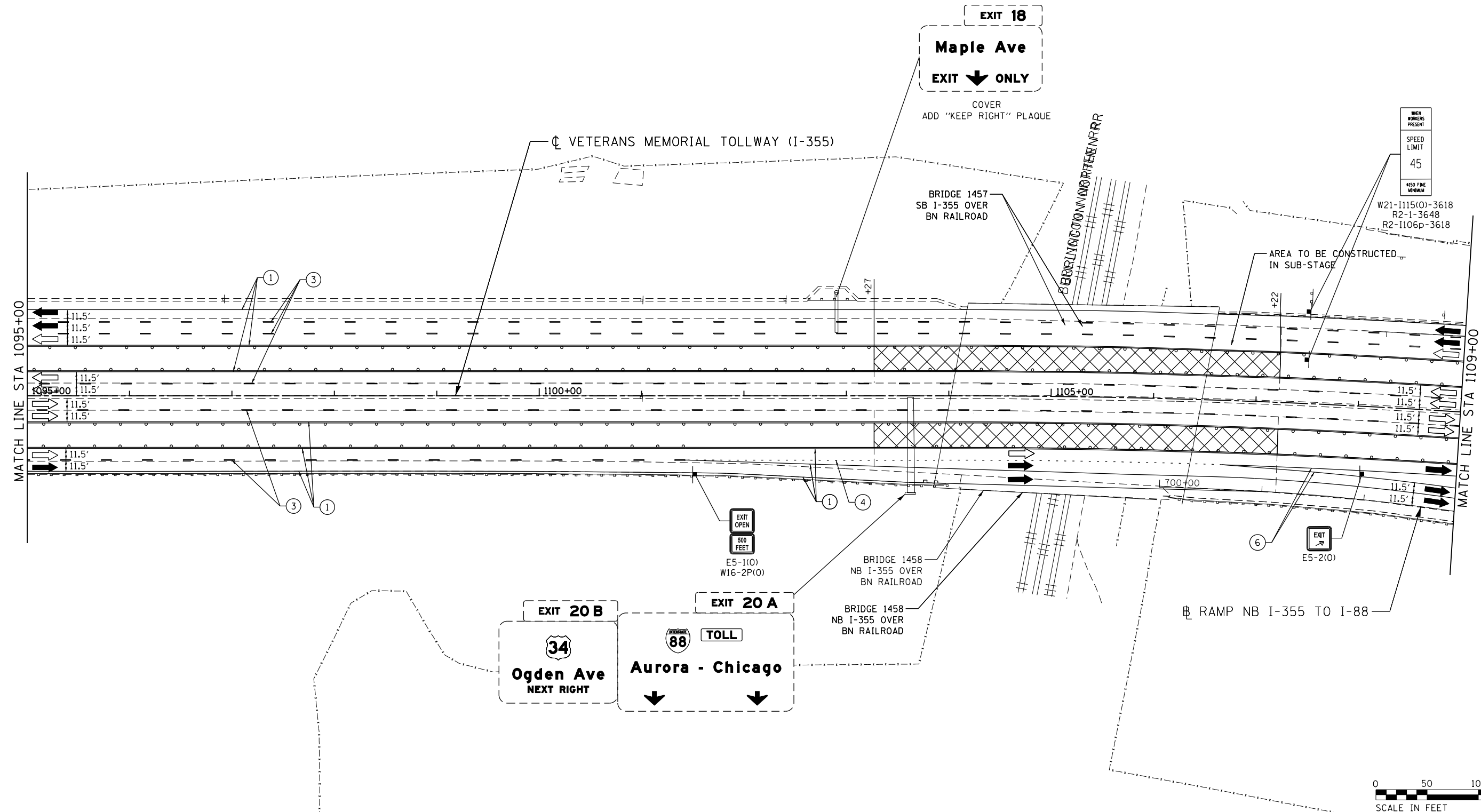
DRAWN BY MAL DATE 3/11/2018
 CHECKED BY MPV DATE 3/11/2018



REVISIONS		
NO.	DATE	DESCRIPTION

CONTRACT NO. RR-16-4255
 MOT STAGE 3B
 STA 1081+00 - STA 1095+00

MOT-249
 DRAWING NO.
 300 OF 1517



WHEN WORKERS PRESENT
SPEED LIMIT
45
NO FINE MONITOR
W21-1115(0)-3618
R2-1-3648
R2-1106p-3618

MOT PLAN LEGEND:

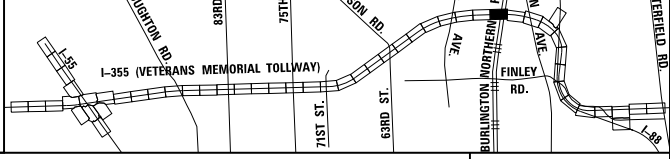
- CONSTRUCTION WORK ZONE
- PORT. CHANGEABLE MESSAGE SIGN
- DIRECTION OF TRAFFIC FLOW
- DIRECTION OF TRAFFIC FLOW, LANE CLOSED DURING OPERATIONS
- CONSTRUCTION SIGN

- TYPE II BARRICADES OR DRUMS WITH STEADY BURNING MONO-DIRECTIONAL LIGHT @ 50' CENTERS (25' CENTERS ALONG TAPERS AND RAMPS)
- TYPE III BARRICADE WITH STEADY BURNING LIGHT
- ACCELERATED PCC PATCHING, CLASS B, 12 INCHES (JI442873, JI442874, JI442875, JI442894)
- EXISTING PAVEMENT MARKING
- WATERBLAST PAVEMENT MARKING REMOVAL WITH VACUUM RECOVERY (JT783005)

- PAVEMENT MARKING PLACED IN PREVIOUS STAGE
- PAVEMENT MARKING TAPE, TYPE IV 4" (SOLID, WHITE) (70300904)
- PAVEMENT MARKING TAPE, TYPE IV 4" (SOLID, YELLOW) (70300904)
- PAVEMENT MARKING TAPE, TYPE IV 4" (30' SKIP-10' DASH, WHITE) (70300904)
- PAVEMENT MARKING TAPE, TYPE IV 4" (6' SKIP-2' DASH, WHITE) (70300904)

- PAVEMENT MARKING TAPE, TYPE IV 12" (CHEVRONS, WHITE) (70300912)
 - PAVEMENT MARKING TAPE, TYPE IV 8" (SOLID, WHITE) (70300908)
- NOTE:
MOT PLANS SHOW TRAFFIC IN POST-OPERATIONS CONFIGURATION. PLEASE REFER TO MOT TYPICAL SECTIONS AND ILLINOIS TOLLWAY STANDARD E2 FOR 1 AND 2 LANE CLOSURES WHEN REQUIRED, AS DICTATED BY MOT TYPICAL SECTIONS.

KEY MAP


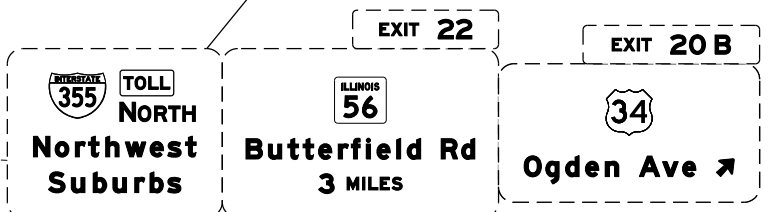
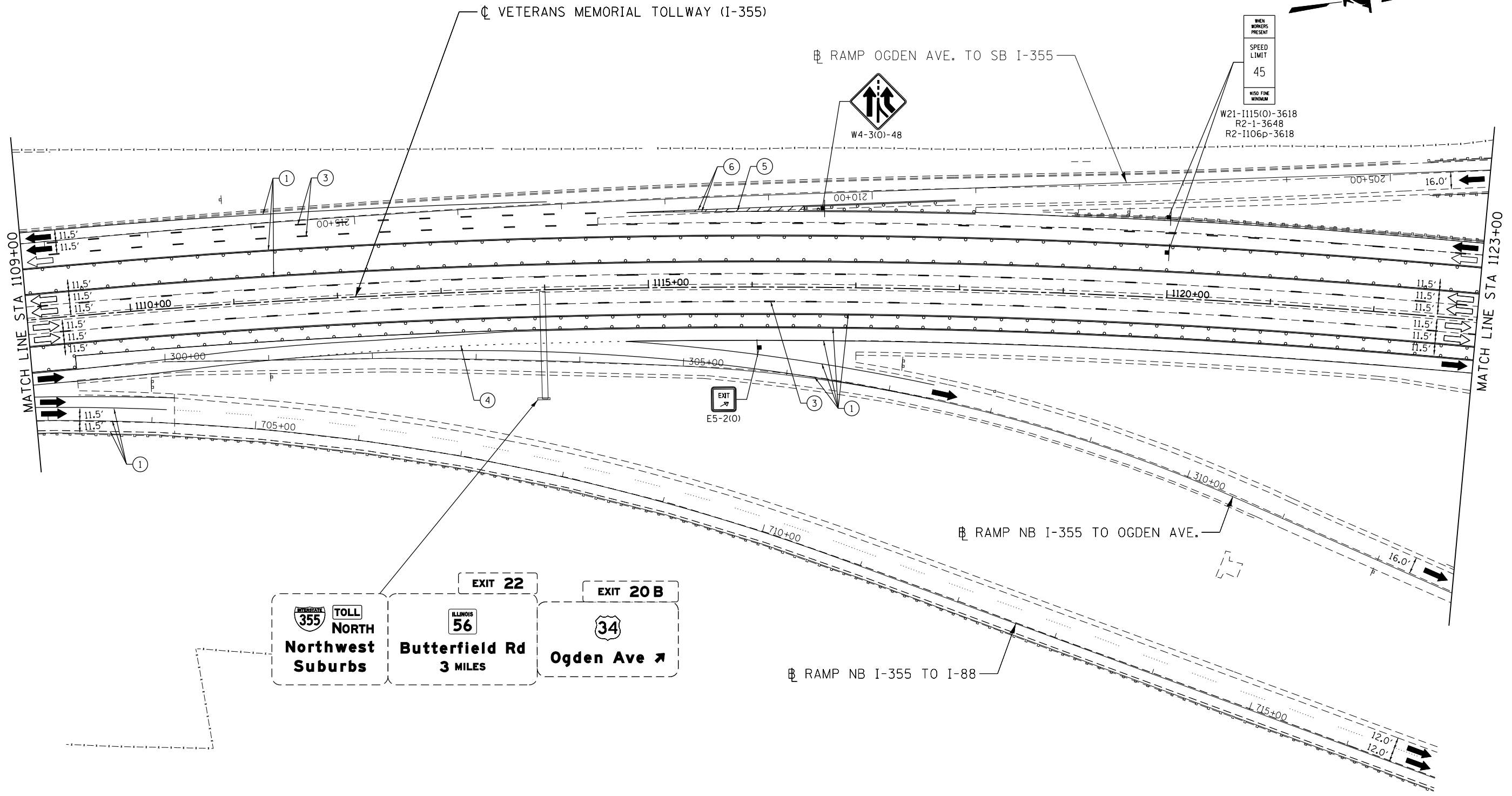


DRAWN BY MAL DATE 3/11/2018
CHECKED BY MPV DATE 3/11/2018



REVISIONS		
NO.	DATE	DESCRIPTION

CONTRACT NO. RR-16-4255
MOT STAGE 3B
STA 1095+00 - STA 1109+00
MOT-250
DRAWING NO. 301 OF 1517



MOT PLAN LEGEND:

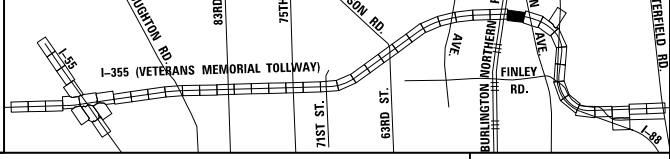
- CONSTRUCTION WORK ZONE
- PORT. CHANGEABLE MESSAGE SIGN
- DIRECTION OF TRAFFIC FLOW
- DIRECTION OF TRAFFIC FLOW, LANE CLOSED DURING OPERATIONS
- CONSTRUCTION SIGN

- TYPE II BARRICADES OR DRUMS WITH STEADY BURNING MONO-DIRECTIONAL LIGHT @ 50' CENTERS (25' CENTERS ALONG TAPERS AND RAMPS)
- TYPE III BARRICADE WITH STEADY BURNING LIGHT
- ACCELERATED PCC PATCHING, CLASS B, 12 INCHES (JI442873, JI442874, JI442875, JI442894)
- EXISTING PAVEMENT MARKING
- WATERBLAST PAVEMENT MARKING REMOVAL WITH VACUUM RECOVERY (JT783005)

- PAVEMENT MARKING PLACED IN PREVIOUS STAGE
- PAVEMENT MARKING TAPE, TYPE IV 4" (SOLID, WHITE) (70300904)
- PAVEMENT MARKING TAPE, TYPE IV 4" (SOLID, YELLOW) (70300904)
- PAVEMENT MARKING TAPE, TYPE IV 4" (30' SKIP-10' DASH, WHITE) (70300904)
- PAVEMENT MARKING TAPE, TYPE IV 4" (6' SKIP-2' DASH, WHITE) (70300904)

- PAVEMENT MARKING TAPE, TYPE IV 12" (CHEVRONS, WHITE) (70300912)
 - PAVEMENT MARKING TAPE, TYPE IV 8" (SOLID, WHITE) (70300908)
- NOTE:
MOT PLANS SHOW TRAFFIC IN POST-OPERATIONS CONFIGURATION. PLEASE REFER TO MOT TYPICAL SECTIONS AND ILLINOIS TOLLWAY STANDARD E2 FOR 1 AND 2 LANE CLOSURES WHEN REQUIRED, AS DICTATED BY MOT TYPICAL SECTIONS.

KEY MAP



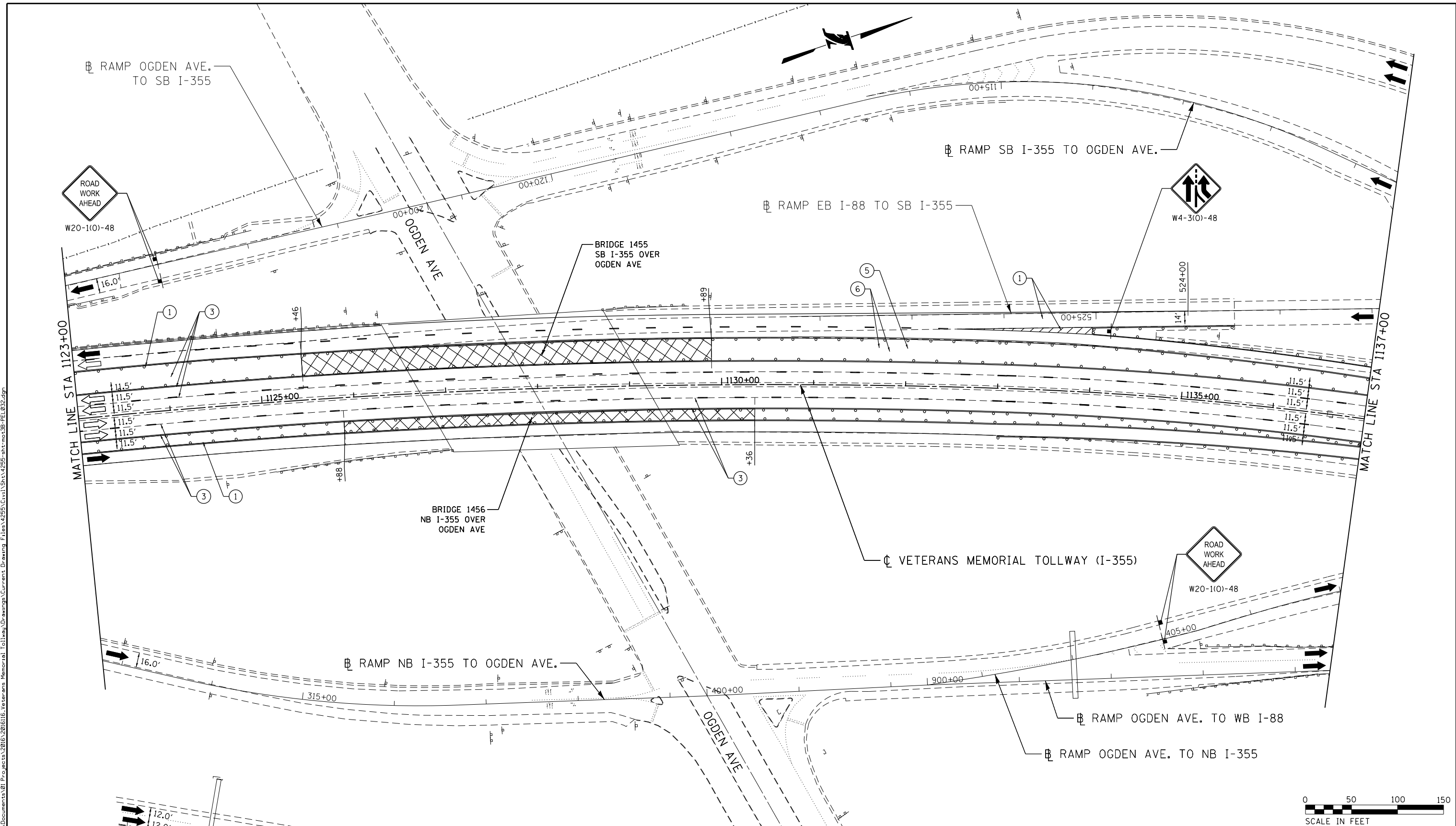
DRAWN BY MAL DATE 3/11/2018
 CHECKED BY MPV DATE 3/11/2018




REVISIONS		
NO.	DATE	DESCRIPTION

CONTRACT NO. RR-16-4255
 MOT STAGE 3B
 STA 1109+00 - STA 1123+00

MOT-251
 DRAWING NO.
 302 OF 1517



Projects\2016\20161616_Veterans Memorial Tollway\Drawings\Current Drawings Files\4255\Civil\Sheet\255-ah-1-no-3B-PEL.032.dgn
 P:\proj\pman\01\primera\chicago\proj\001\Documents\01\Projects\2016\20161616_Veterans Memorial Tollway\Drawings\Current Drawings Files\4255\Civil\Sheet\255-ah-1-no-3B-PEL.032.dgn



MOT PLAN LEGEND:

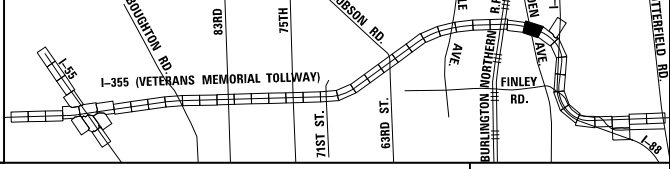
- CONSTRUCTION WORK ZONE
- PORT. CHANGEABLE MESSAGE SIGN
- DIRECTION OF TRAFFIC FLOW
- DIRECTION OF TRAFFIC FLOW, LANE CLOSED DURING OPERATIONS
- CONSTRUCTION SIGN

- TYPE II BARRICADES OR DRUMS WITH STEADY BURNING MONO-DIRECTIONAL LIGHT @ 50' CENTERS (25' CENTERS ALONG TAPERS AND RAMPS)
- TYPE III BARRICADE WITH STEADY BURNING LIGHT
- ACCELERATED PCC PATCHING, CLASS B, 12 INCHES (JI442873, JI442874, JI442875, JI442894)
- EXISTING PAVEMENT MARKING
- WATERBLAST PAVEMENT MARKING REMOVAL WITH VACUUM RECOVERY (JT783005)

- PAVEMENT MARKING PLACED IN PREVIOUS STAGE
- PAVEMENT MARKING TAPE, TYPE IV 4" (SOLID, WHITE) (70300904)
- PAVEMENT MARKING TAPE, TYPE IV 4" (SOLID, YELLOW) (70300904)
- PAVEMENT MARKING TAPE, TYPE IV 4" (30' SKIP-10' DASH, WHITE) (70300904)
- PAVEMENT MARKING TAPE, TYPE IV 4" (6' SKIP-2' DASH, WHITE) (70300904)

- PAVEMENT MARKING TAPE, TYPE IV 12" (CHEVRONS, WHITE) (70300912)
 - PAVEMENT MARKING TAPE, TYPE IV 8" (SOLID, WHITE) (70300908)
- NOTE:
 MOT PLANS SHOW TRAFFIC IN POST-OPERATIONS CONFIGURATION. PLEASE REFER TO MOT TYPICAL SECTIONS AND ILLINOIS TOLLWAY STANDARD E2 FOR 1 AND 2 LANE CLOSURES WHEN REQUIRED, AS DICTATED BY MOT TYPICAL SECTIONS.

KEY MAP



DRAWN BY MAL DATE 3/11/2018
 CHECKED BY MPV DATE 3/11/2018

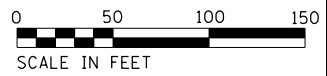
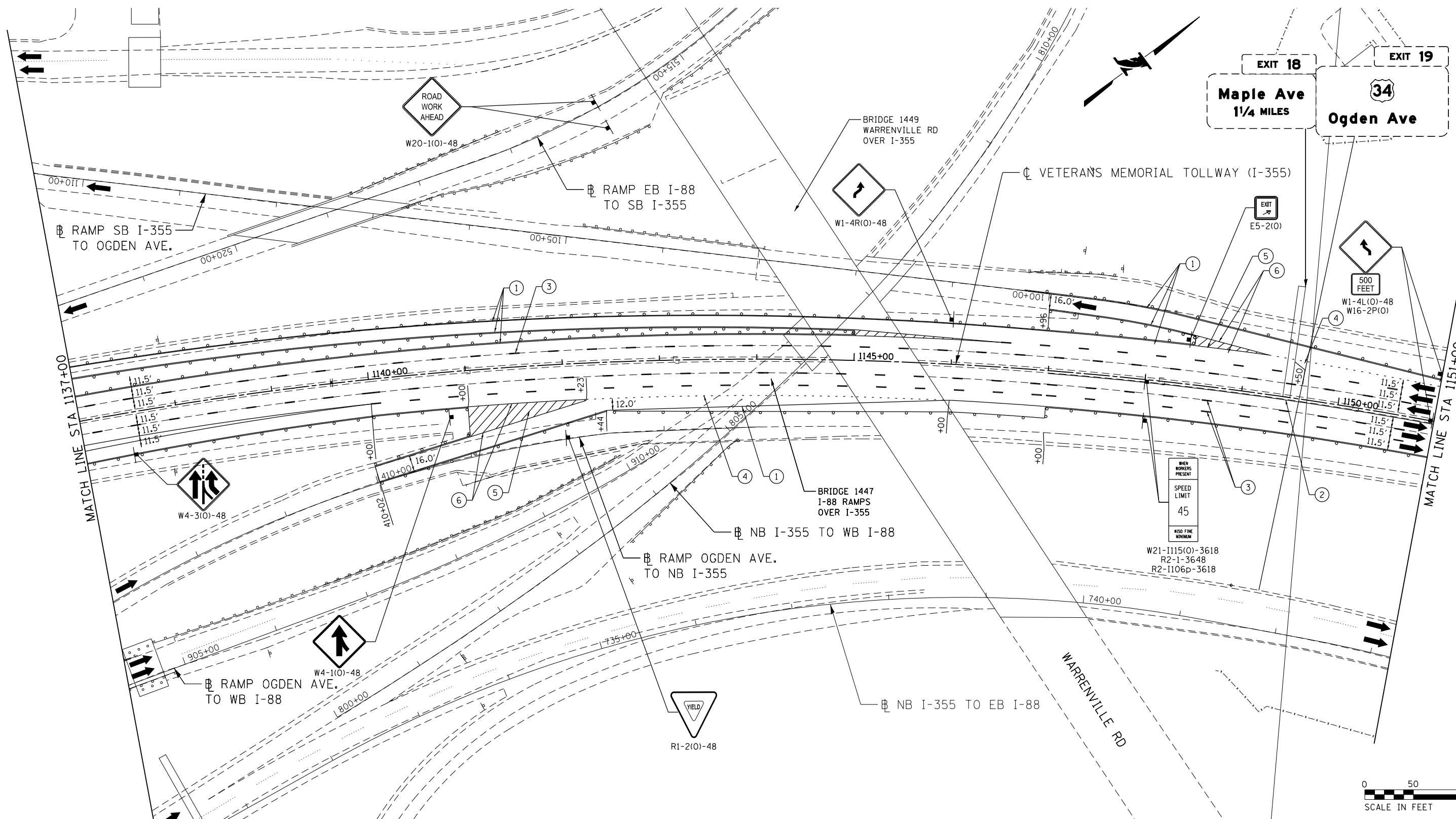


REVISIONS		
NO.	DATE	DESCRIPTION

CONTRACT NO. RR-16-4255
 MOT STAGE 3B
 STA 1123+00 - STA 1137+00

MOT-252
 DRAWING NO.
 303 OF 1517

P:\projects\2016\20161616-Veterans Memorial Tollway\Drawings\Current\Drawings\Files\4255\Sheet\255-ah-13B-PEL033.dgn
 P:\projects\2016\20161616-Veterans Memorial Tollway\Drawings\Current\Drawings\Files\4255\Sheet\255-ah-13B-PEL033.dgn



MOT PLAN LEGEND:

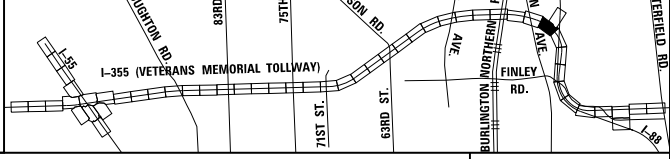
- CONSTRUCTION WORK ZONE
- PORT. CHANGEABLE MESSAGE SIGN
- DIRECTION OF TRAFFIC FLOW
- DIRECTION OF TRAFFIC FLOW, LANE CLOSED DURING OPERATIONS
- CONSTRUCTION SIGN

- TYPE II BARRICADES OR DRUMS WITH STEADY BURNING MONO-DIRECTIONAL LIGHT @ 50' CENTERS (25' CENTERS ALONG TAPERS AND RAMPS)
- TYPE III BARRICADE WITH STEADY BURNING LIGHT ACCELERATED PCC PATCHING, CLASS B, 12 INCHES (JI442873, JI442874, JI442875, JI442894)
- EXISTING PAVEMENT MARKING
- WATERBLAST PAVEMENT MARKING REMOVAL WITH VACUUM RECOVERY (JT783005)

- PAVEMENT MARKING PLACED IN PREVIOUS STAGE
- PAVEMENT MARKING TAPE, TYPE IV 4" (SOLID, WHITE) (70300904)
- PAVEMENT MARKING TAPE, TYPE IV 4" (SOLID, YELLOW) (70300904)
- PAVEMENT MARKING TAPE, TYPE IV 4" (30' SKIP-10' DASH, WHITE) (70300904)
- PAVEMENT MARKING TAPE, TYPE IV 4" (6' SKIP-2' DASH, WHITE) (70300904)
- PAVEMENT MARKING TAPE, TYPE IV 12" (CHEVRONS, WHITE) (70300912)
- PAVEMENT MARKING TAPE, TYPE IV 8" (SOLID, WHITE) (70300908)

NOTE: MOT PLANS SHOW TRAFFIC IN POST-OPERATIONS CONFIGURATION. PLEASE REFER TO MOT TYPICAL SECTIONS AND ILLINOIS TOLLWAY STANDARD E2 FOR 1 AND 2 LANE CLOSURES WHEN REQUIRED, AS DICTATED BY MOT TYPICAL SECTIONS.

KEY MAP



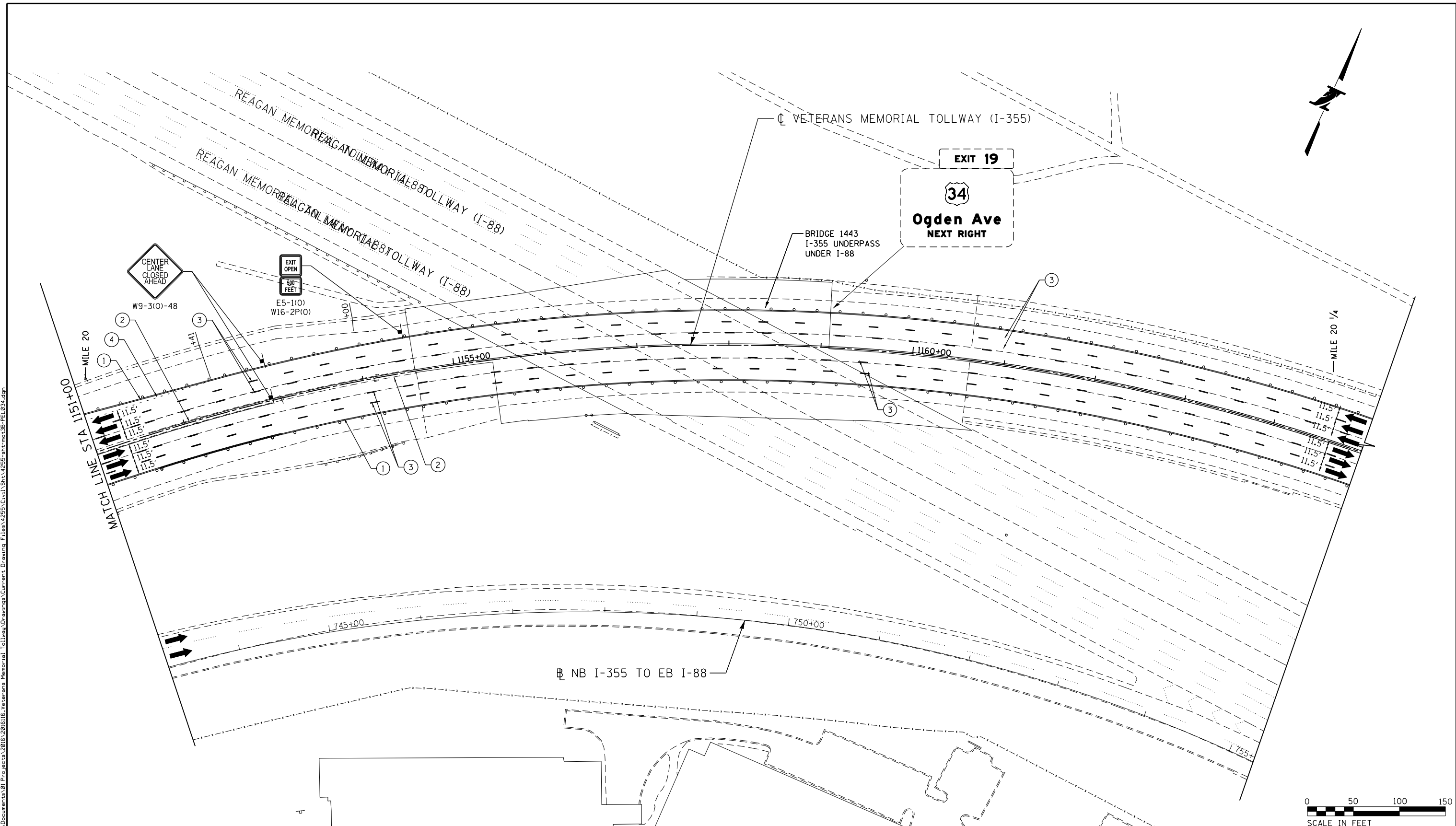
DRAWN BY MAL DATE 3/11/2018
 CHECKED BY MPV DATE 3/11/2018



REVISIONS		
NO.	DATE	DESCRIPTION

CONTRACT NO. RR-16-4255
 MOT STAGE 3B
 STA 1137+00 - STA 1151+00

MOT-253
 DRAWING NO. 304 OF 1517



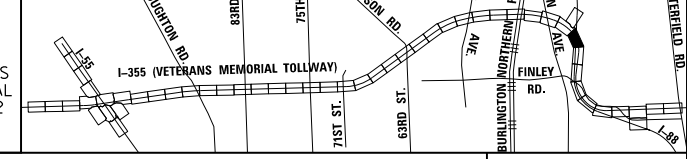
- CONSTRUCTION WORK ZONE
- PORT. CHANGEABLE MESSAGE SIGN
- DIRECTION OF TRAFFIC FLOW
- DIRECTION OF TRAFFIC FLOW, LANE CLOSED DURING OPERATIONS
- CONSTRUCTION SIGN

- TYPE II BARRICADES OR DRUMS WITH STEADY BURNING MONO-DIRECTIONAL LIGHT @ 50' CENTERS (25' CENTERS ALONG TAPERS AND RAMPS)
- TYPE III BARRICADE WITH STEADY BURNING LIGHT
- ACCELERATED PCC PATCHING, CLASS B, 12 INCHES (JI442873, JI442874, JI442875, JI442894)
- EXISTING PAVEMENT MARKING
- WATERBLAST PAVEMENT MARKING REMOVAL WITH VACUUM RECOVERY (JT783005)

- PAVEMENT MARKING PLACED IN PREVIOUS STAGE
- PAVEMENT MARKING TAPE, TYPE IV 4" (SOLID, WHITE) (70300904)
- PAVEMENT MARKING TAPE, TYPE IV 4" (SOLID, YELLOW) (70300904)
- PAVEMENT MARKING TAPE, TYPE IV 4" (30' SKIP-10' DASH, WHITE) (70300904)
- PAVEMENT MARKING TAPE, TYPE IV 4" (6' SKIP-2' DASH, WHITE) (70300904)

- PAVEMENT MARKING TAPE, TYPE IV 12" (CHEVRONS, WHITE) (70300912)
 - PAVEMENT MARKING TAPE, TYPE IV 8" (SOLID, WHITE) (70300908)
- NOTE:
MOT PLANS SHOW TRAFFIC IN POST-OPERATIONS CONFIGURATION. PLEASE REFER TO MOT TYPICAL SECTIONS AND ILLINOIS TOLLWAY STANDARD E2 FOR 1 AND 2 LANE CLOSURES WHEN REQUIRED, AS DICTATED BY MOT TYPICAL SECTIONS.

KEY MAP



DRAWN BY MAL DATE 3/11/2018
 CHECKED BY MPV DATE 3/11/2018

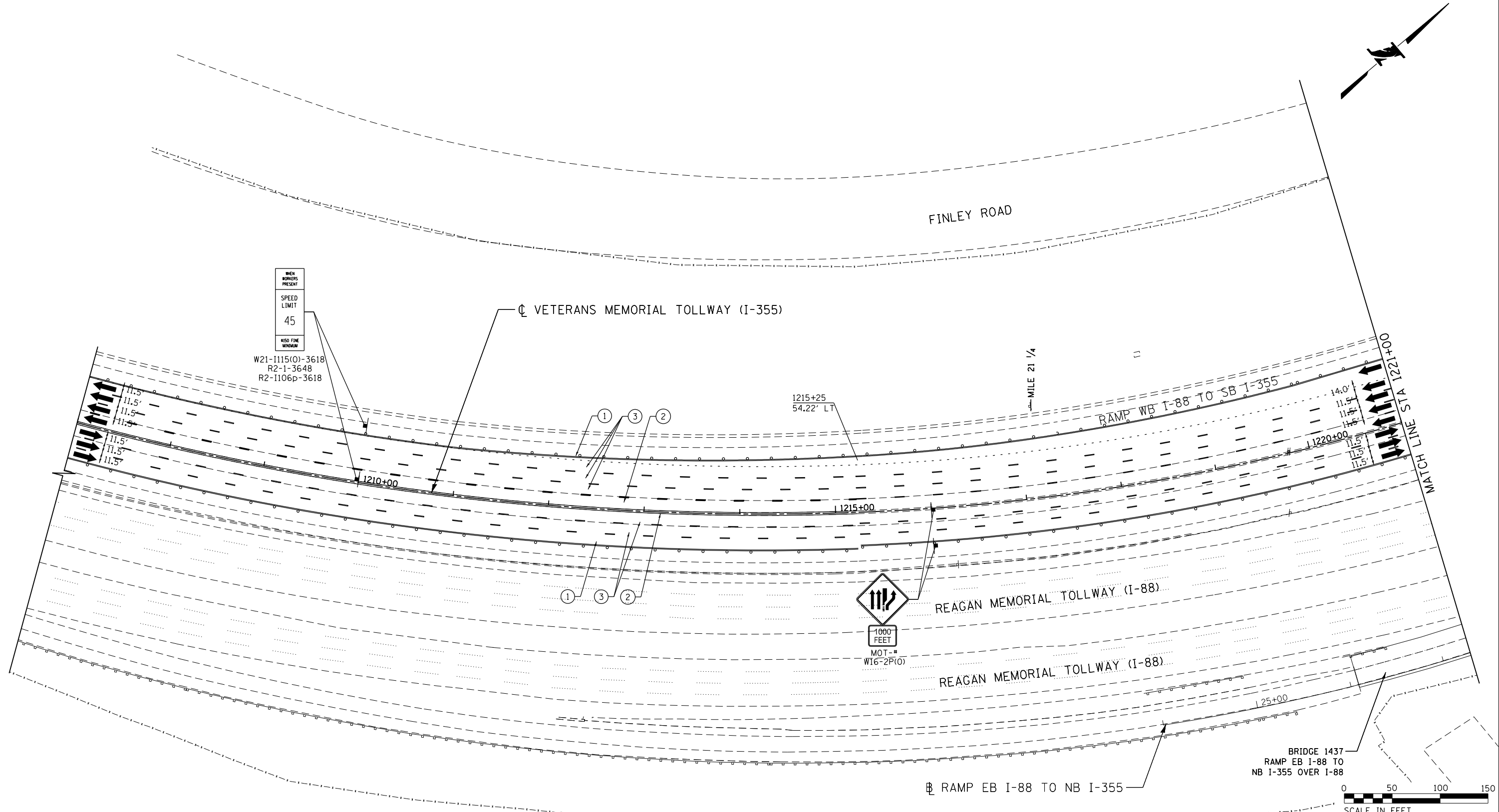


REVISIONS		
NO.	DATE	DESCRIPTION

CONTRACT NO. RR-16-4255
 MOT STAGE 3B
 STA 1151+00 - STA 1165+00

MOT-254
 DRAWING NO.
 305 OF 1517

P:\proj\p01\primera\schicagocamp\PR00\Documents\01\Projects\2016\20161616_Veterans Memorial Tollway\Drawings\Current Drawings\Files\4255\Civil\Sheet\255-ah-1-3B-PEL038.dgn



WHEN WORKERS PRESENT
 SPEED LIMIT
 45
 ALSO FINE MINIMUM

W21-1115(O)-3618
 R2-1-3648
 R2-1106p-3618

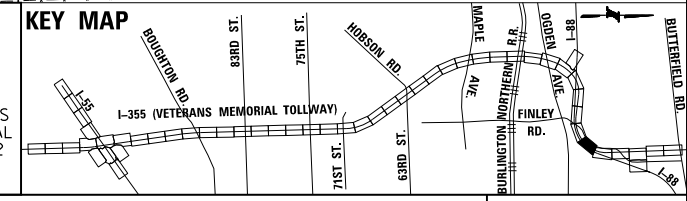
MOT PLAN LEGEND:

CONSTRUCTION WORK ZONE
 PORT. CHANGEABLE MESSAGE SIGN
 DIRECTION OF TRAFFIC FLOW
 DIRECTION OF TRAFFIC FLOW, LANE CLOSED DURING OPERATIONS
 CONSTRUCTION SIGN

TYPE II BARRICADES OR DRUMS WITH STEADY BURNING MONO-DIRECTIONAL LIGHT @ 50' CENTERS (25' CENTERS ALONG TAPERS AND RAMPS)
 TYPE III BARRICADE WITH STEADY BURNING LIGHT
 ACCELERATED PCC PATCHING, CLASS B, 12 INCHES (JI442873, JI442874, JI442875, JI442894)
 (A) EXISTING PAVEMENT MARKING
 (B) WATERBLAST PAVEMENT MARKING REMOVAL WITH VACUUM RECOVERY (JT783005)

(C) PAVEMENT MARKING PLACED IN PREVIOUS STAGE
 (1) PAVEMENT MARKING TAPE, TYPE IV 4" (SOLID, WHITE) (70300904)
 (2) PAVEMENT MARKING TAPE, TYPE IV 4" (SOLID, YELLOW) (70300904)
 (3) PAVEMENT MARKING TAPE, TYPE IV 4" (30' SKIP-10' DASH, WHITE) (70300904)
 (4) PAVEMENT MARKING TAPE, TYPE IV 4" (6' SKIP-2' DASH, WHITE) (70300904)

(5) PAVEMENT MARKING TAPE, TYPE IV 12" (CHEVRONS, WHITE) (70300912)
 (6) PAVEMENT MARKING TAPE, TYPE IV 8" (SOLID, WHITE) (70300908)
 NOTE:
 MOT PLANS SHOW TRAFFIC IN POST-OPERATIONS CONFIGURATION, PLEASE REFER TO MOT TYPICAL SECTIONS AND ILLINOIS TOLLWAY STANDARD E2 FOR 1 AND 2 LANE CLOSURES WHEN REQUIRED, AS DICTATED BY MOT TYPICAL SECTIONS.



DRAWN BY MAL DATE 3/11/2018
 CHECKED BY MPV DATE 3/11/2018

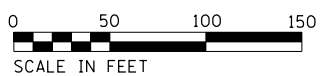
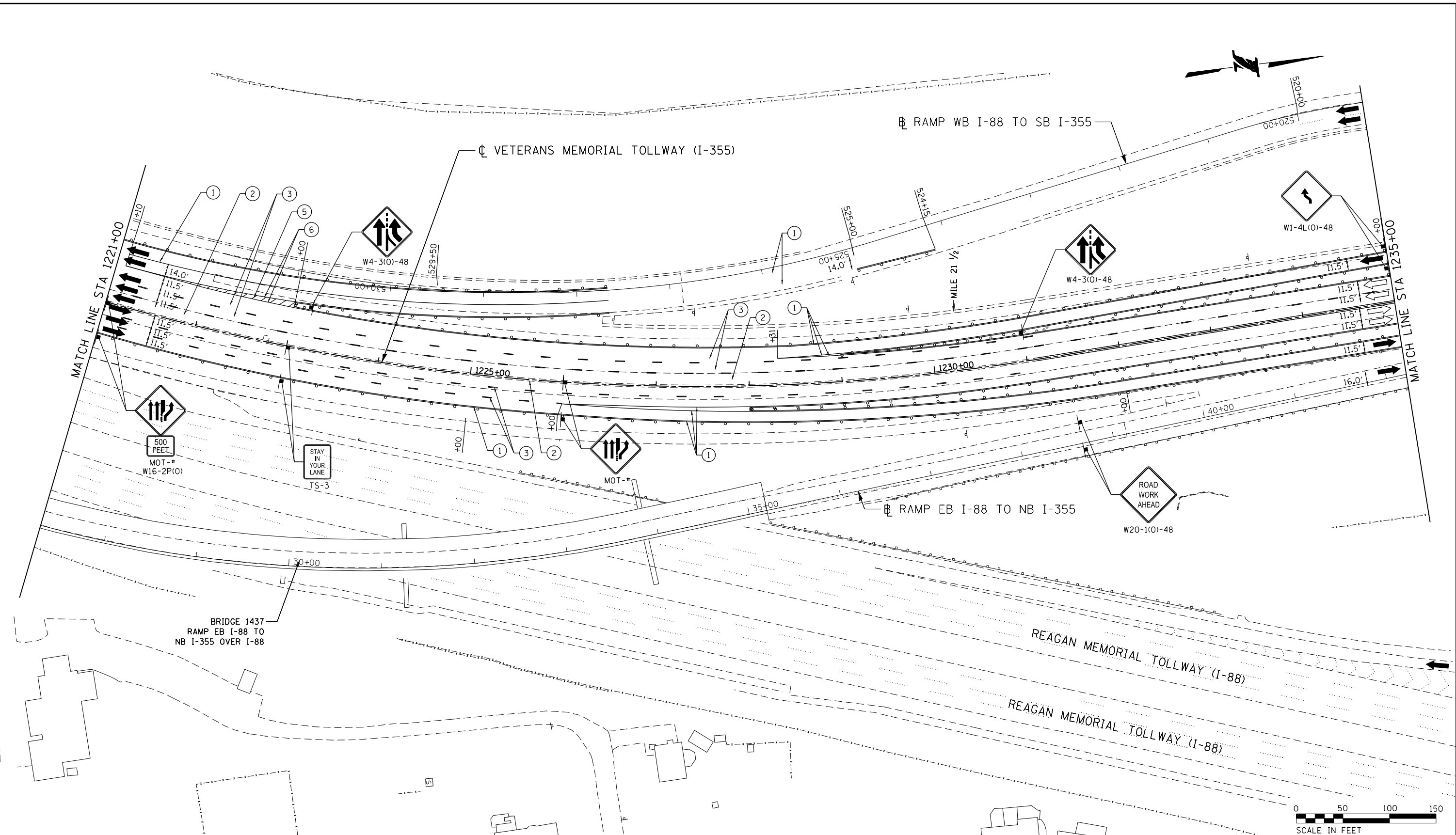


REVISIONS		
NO.	DATE	DESCRIPTION

CONTRACT NO. RR-16-4255
 MOT STAGE 3B
 STA 1207+00 - STA 1221+00

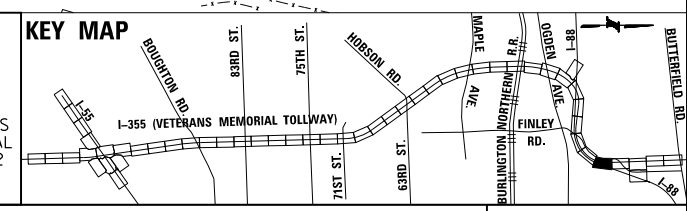
MOT-255
 DRAWING NO.
 306 OF 1517

P:\projects\2016\20161616-Veterans Memorial Tollway\Drawings\Current Drawings\Files\4255\Civil\Sheet\255-ah-13B-REL039.dgn



MOT PLAN LEGEND:		REVISIONS	
	CONSTRUCTION WORK ZONE	NO.	DATE
	PORT. CHANGEABLE MESSAGE SIGN		
	DIRECTION OF TRAFFIC FLOW		
	DIRECTION OF TRAFFIC FLOW, LANE CLOSED DURING OPERATIONS		
	CONSTRUCTION SIGN		
	TYPE II BARRICADES OR DRUMS WITH STEADY BURNING MONO-DIRECTIONAL LIGHT @ 50' CENTERS (25' CENTERS ALONG TAPERS AND RAMP)		
	TYPE III BARRICADE WITH STEADY BURNING LIGHT ACCELERATED PCC PATCHING, CLASS B, 12 INCHES (JI442873, JI442874, JI442875, JI442894)		
	(A) EXISTING PAVEMENT MARKING		
	(B) WATERBLAST PAVEMENT MARKING REMOVAL WITH VACUUM RECOVERY (JT783005)		
	(C) PAVEMENT MARKING PLACED IN PREVIOUS STAGE		
	(1) PAVEMENT MARKING TAPE, TYPE IV 4" (SOLID, WHITE) (70300904)		
	(2) PAVEMENT MARKING TAPE, TYPE IV 4" (SOLID, YELLOW) (70300904)		
	(3) PAVEMENT MARKING TAPE, TYPE IV 4" (30' SKIP-10' DASH, WHITE) (70300904)		
	(4) PAVEMENT MARKING TAPE, TYPE IV 4" (6' SKIP-2' DASH, WHITE) (70300904)		
	(5) PAVEMENT MARKING TAPE, TYPE IV 12" (CHEVRONS, WHITE) (70300912)		
	(6) PAVEMENT MARKING TAPE, TYPE IV 8" (SOLID, WHITE) (70300908)		

NOTE:
 MOT PLANS SHOW TRAFFIC IN POST-OPERATIONS CONFIGURATION. PLEASE REFER TO MOT TYPICAL SECTIONS AND ILLINOIS TOLLWAY STANDARD E2 FOR 1 AND 2 LANE CLOSURES WHEN REQUIRED, AS DICTATED BY MOT TYPICAL SECTIONS.



DRAWN BY MAL DATE 3/11/2018
 CHECKED BY MPV DATE 3/11/2018

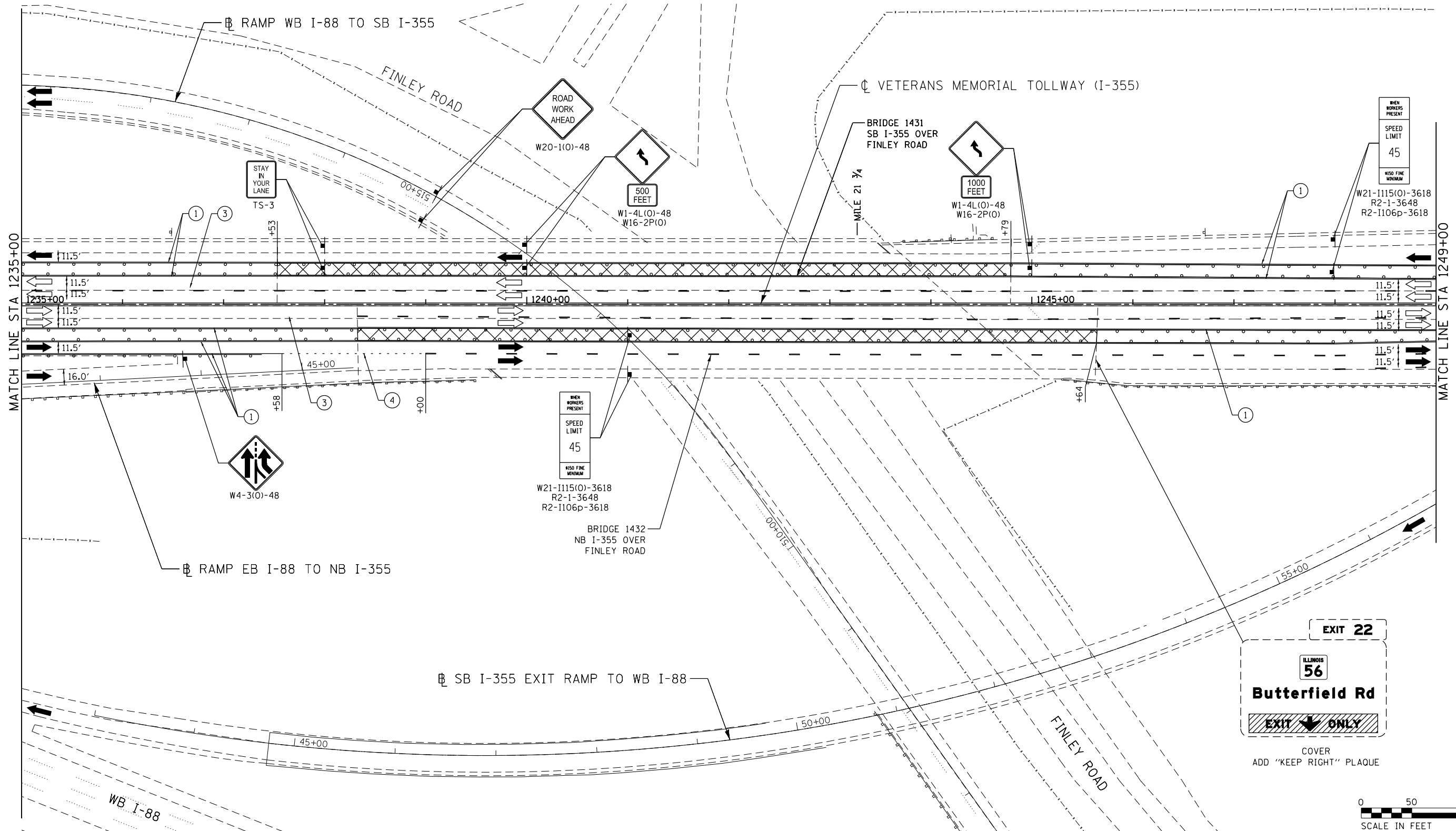


THE ILLINOIS STATE TOLL HIGHWAY AUTHORITY
 2700 OGDEN AVENUE
 DOWNERS GROVE,
 ILLINOIS 60515

REVISIONS	
NO.	DESCRIPTION

CONTRACT NO. RR-16-4255
 MOT STAGE 3B
 STA 1221+00 - STA 1235+00

MOT-256
 DRAWING NO.
 307 OF 1517



P:\proj\pman\01\primera\schicagocamp\PR001\Documents\01\Projects\2016\20161616-Veterans Memorial Tollway\Drawings\Current\Drawings\Files\4255\Civil\Sheet\4255-ah-13B-PEL040.dgn

MOT PLAN LEGEND:

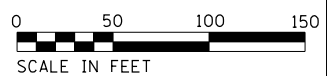
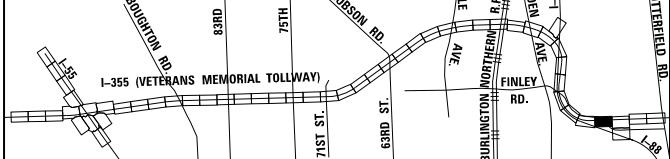
- CONSTRUCTION WORK ZONE
- PORT. CHANGEABLE MESSAGE SIGN
- DIRECTION OF TRAFFIC FLOW
- DIRECTION OF TRAFFIC FLOW, LANE CLOSED DURING OPERATIONS
- CONSTRUCTION SIGN

- TYPE II BARRICADES OR DRUMS WITH STEADY BURNING MONO-DIRECTIONAL LIGHT @ 50' CENTERS (25' CENTERS ALONG TAPERS AND RAMP)
- TYPE III BARRICADE WITH STEADY BURNING LIGHT
- EXISTING PAVEMENT MARKING
- WATERBLAST PAVEMENT MARKING REMOVAL WITH VACUUM RECOVERY (JT783005)

- PAVEMENT MARKING PLACED IN PREVIOUS STAGE
- PAVEMENT MARKING TAPE, TYPE IV 4" (SOLID, WHITE) (70300904)
- PAVEMENT MARKING TAPE, TYPE IV 4" (SOLID, YELLOW) (70300904)
- PAVEMENT MARKING TAPE, TYPE IV 4" (30' SKIP-10' DASH, WHITE) (70300904)
- PAVEMENT MARKING TAPE, TYPE IV 4" (6' SKIP-2' DASH, WHITE) (70300904)

- PAVEMENT MARKING TAPE, TYPE IV 12" (CHEVRONS, WHITE) (70300912)
 - PAVEMENT MARKING TAPE, TYPE IV 8" (SOLID, WHITE) (70300908)
- NOTE:
MOT PLANS SHOW TRAFFIC IN POST-OPERATIONS CONFIGURATION. PLEASE REFER TO MOT TYPICAL SECTIONS AND ILLINOIS TOLLWAY STANDARD E2 FOR 1 AND 2 LANE CLOSURES WHEN REQUIRED, AS DICTATED BY MOT TYPICAL SECTIONS.

KEY MAP



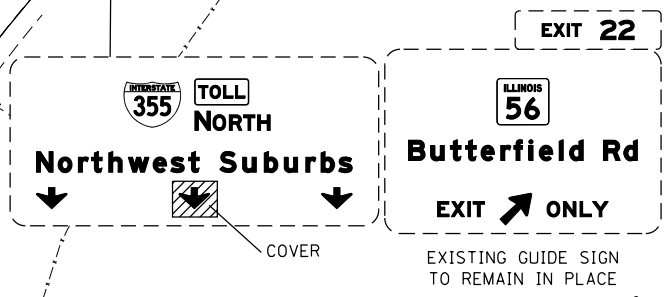
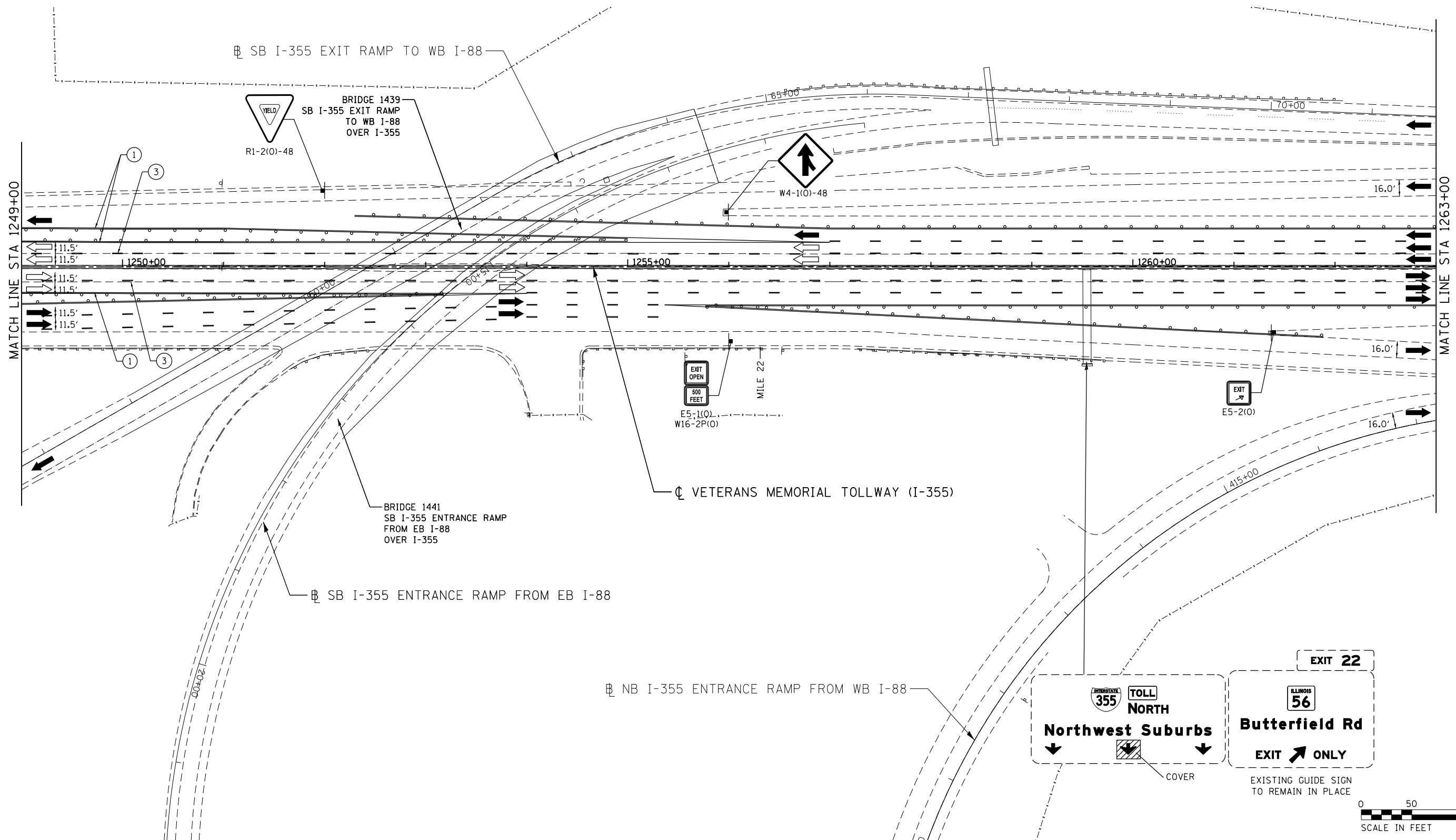
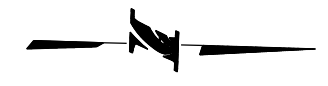
DRAWN BY MAL DATE 3/11/2018
 CHECKED BY MPV DATE 3/11/2018



REVISIONS		
NO.	DATE	DESCRIPTION

CONTRACT NO. RR-16-4255
 MOT STAGE 3B
 STA 1235+00 - STA 1249+00

MOT-257
 DRAWING NO. 308 OF 1517



MOT PLAN LEGEND:

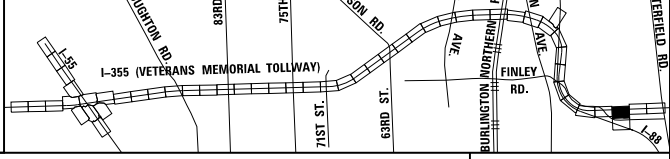
- CONSTRUCTION WORK ZONE
- PORT. CHANGEABLE MESSAGE SIGN
- DIRECTION OF TRAFFIC FLOW
- DIRECTION OF TRAFFIC FLOW, LANE CLOSED DURING OPERATIONS
- CONSTRUCTION SIGN

- TYPE II BARRICADES OR DRUMS WITH STEADY BURNING MONO-DIRECTIONAL LIGHT @ 50' CENTERS (25' CENTERS ALONG TAPERS AND RAMP)
- TYPE III BARRICADE WITH STEADY BURNING LIGHT
- ACCELERATED PCC PATCHING, CLASS B, 12 INCHES (JI442873, JI442874, JI442875, JI442894)
- (A) EXISTING PAVEMENT MARKING
- (B) WATERBLAST PAVEMENT MARKING REMOVAL WITH VACUUM RECOVERY (JT783005)

- (C) PAVEMENT MARKING PLACED IN PREVIOUS STAGE
- (1) PAVEMENT MARKING TAPE, TYPE IV 4" (SOLID, WHITE) (70300904)
- (2) PAVEMENT MARKING TAPE, TYPE IV 4" (SOLID, YELLOW) (70300904)
- (3) PAVEMENT MARKING TAPE, TYPE IV 4" (30' SKIP-10' DASH, WHITE) (70300904)
- (4) PAVEMENT MARKING TAPE, TYPE IV 4" (6' SKIP-2' DASH, WHITE) (70300904)

- (5) PAVEMENT MARKING TAPE, TYPE IV 12" (CHEVRONS, WHITE) (70300912)
 - (6) PAVEMENT MARKING TAPE, TYPE IV 8" (SOLID, WHITE) (70300908)
- NOTE: MOT PLANS SHOW TRAFFIC IN POST-OPERATIONS CONFIGURATION. PLEASE REFER TO MOT TYPICAL SECTIONS AND ILLINOIS TOLLWAY STANDARD E2 FOR 1 AND 2 LANE CLOSURES WHEN REQUIRED, AS DICTATED BY MOT TYPICAL SECTIONS.

KEY MAP



DRAWN BY MAL DATE 3/11/2018
 CHECKED BY MPV DATE 3/11/2018

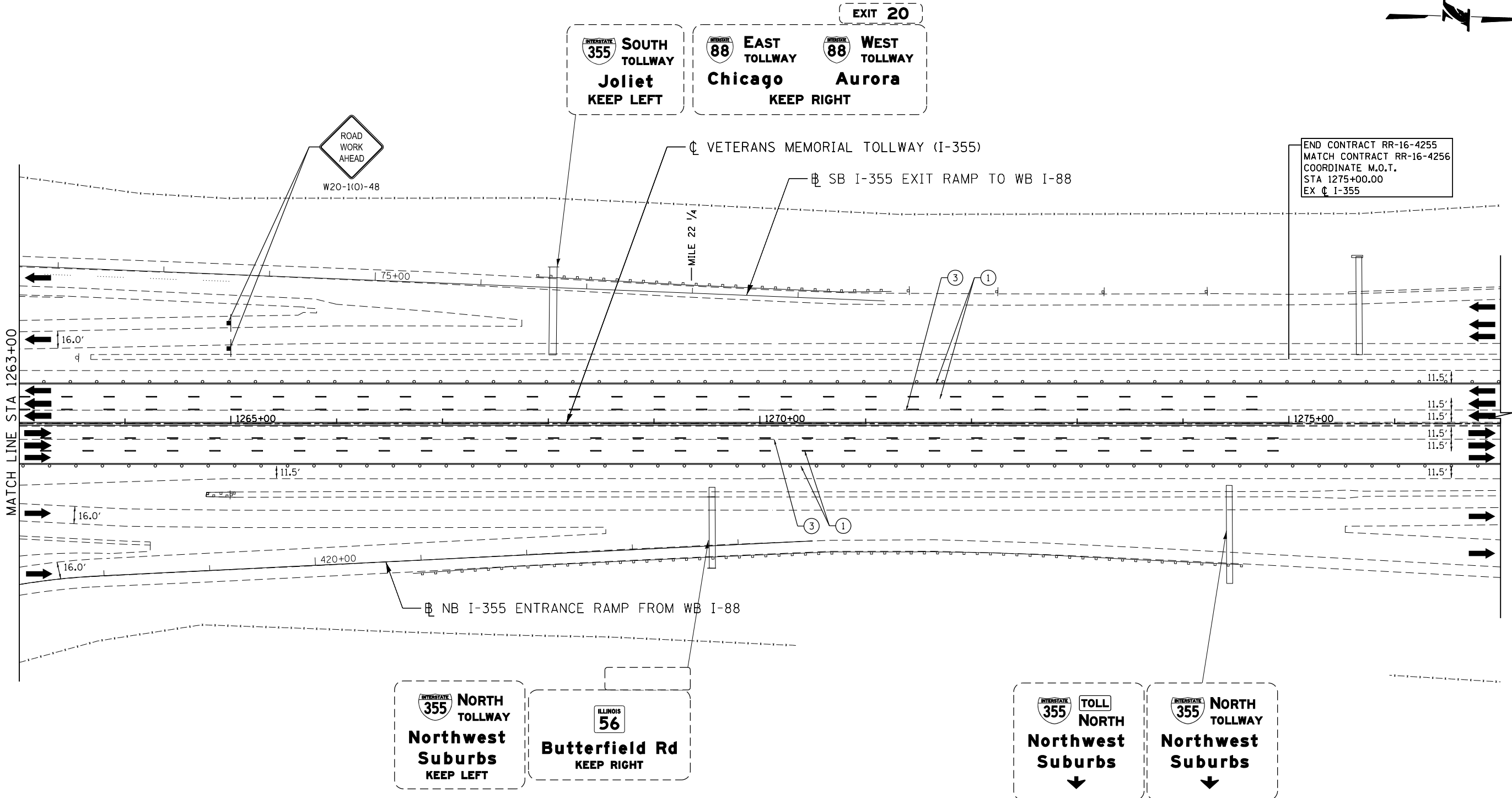


THE ILLINOIS STATE TOLL HIGHWAY AUTHORITY
 2700 OGDEN AVENUE
 DOWNERS GROVE,
 ILLINOIS 60515

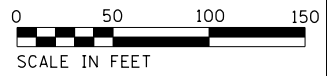
REVISIONS		
NO.	DATE	DESCRIPTION

CONTRACT NO. RR-16-4255
 MOT STAGE 3B
 STA 1249+00 - STA 1263+00

MOT-258
 DRAWING NO.
 309 OF 1517



END CONTRACT RR-16-4255
MATCH CONTRACT RR-16-4256
COORDINATE M.O.T.
STA 1275+00.00
EX C I-355



MOT PLAN LEGEND:

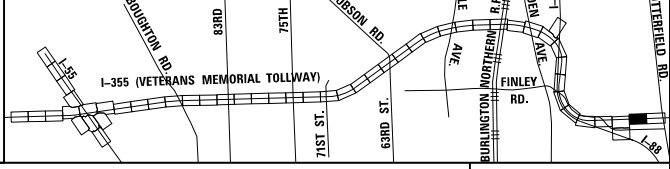
- CONSTRUCTION WORK ZONE
- PORT. CHANGEABLE MESSAGE SIGN
- DIRECTION OF TRAFFIC FLOW
- DIRECTION OF TRAFFIC FLOW, LANE CLOSED DURING OPERATIONS
- CONSTRUCTION SIGN

- TYPE II BARRICADES OR DRUMS WITH STEADY BURNING MONO-DIRECTIONAL LIGHT @ 50' CENTERS (25' CENTERS ALONG TAPERS AND RAMP)
- TYPE III BARRICADE WITH STEADY BURNING LIGHT ACCELERATED PCC PATCHING, CLASS B, 12 INCHES (JI442873, JI442874, JI442875, JI442894)
- EXISTING PAVEMENT MARKING
- WATERBLAST PAVEMENT MARKING REMOVAL WITH VACUUM RECOVERY (JT783005)

- PAVEMENT MARKING PLACED IN PREVIOUS STAGE
- PAVEMENT MARKING TAPE, TYPE IV 4" (SOLID, WHITE) (70300904)
- PAVEMENT MARKING TAPE, TYPE IV 4" (SOLID, YELLOW) (70300904)
- PAVEMENT MARKING TAPE, TYPE IV 4" (30' SKIP-10' DASH, WHITE) (70300904)
- PAVEMENT MARKING TAPE, TYPE IV 4" (6' SKIP-2' DASH, WHITE) (70300904)

- PAVEMENT MARKING TAPE, TYPE IV 12" (CHEVRONS, WHITE) (70300912)
 - PAVEMENT MARKING TAPE, TYPE IV 8" (SOLID, WHITE) (70300908)
- NOTE:
MOT PLANS SHOW TRAFFIC IN POST-OPERATIONS CONFIGURATION. PLEASE REFER TO MOT TYPICAL SECTIONS AND ILLINOIS TOLLWAY STANDARD E2 FOR 1 AND 2 LANE CLOSURES WHEN REQUIRED, AS DICTATED BY MOT TYPICAL SECTIONS.

KEY MAP



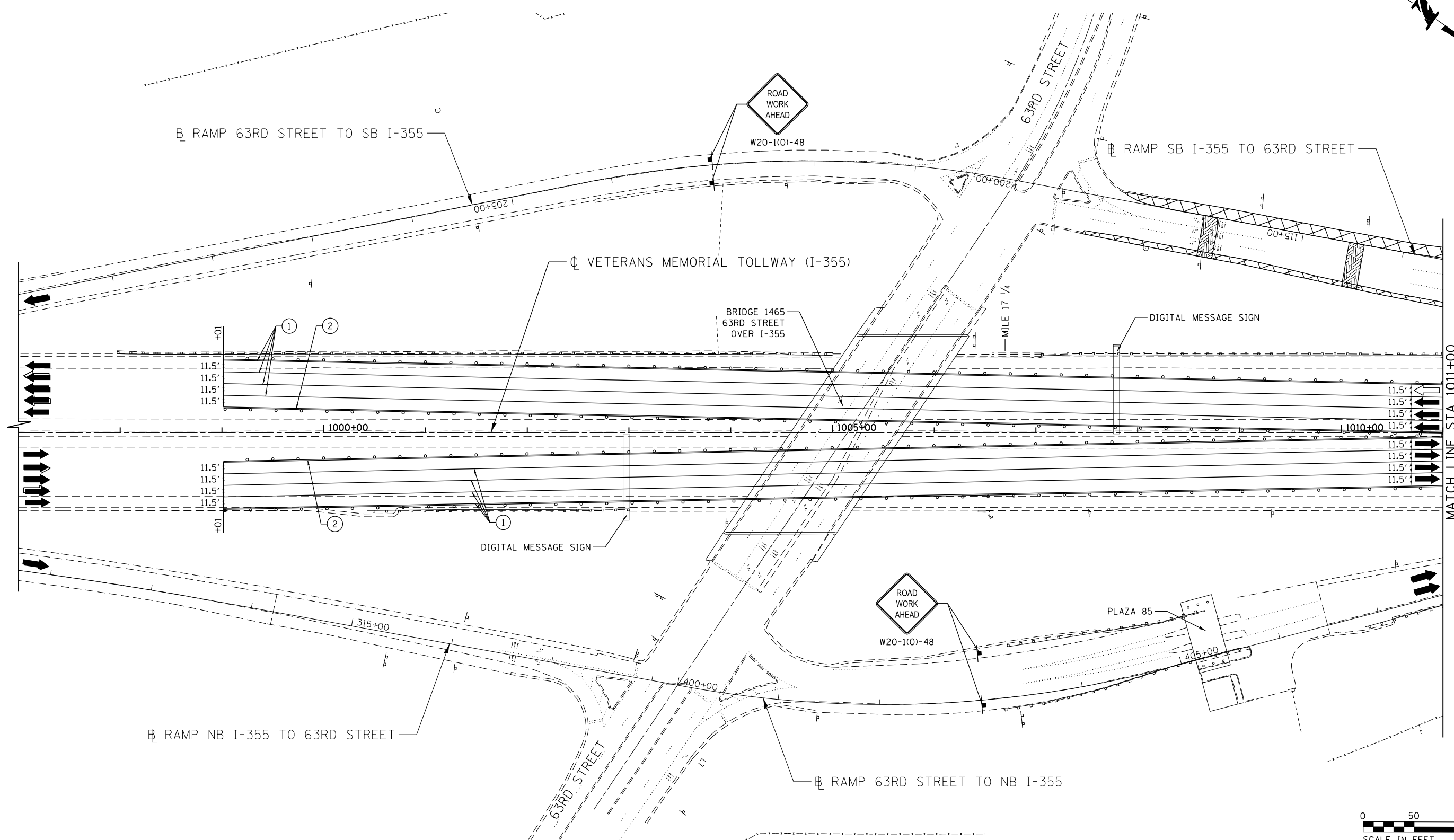

DRAWN BY MAL DATE 3/11/2018
CHECKED BY MPV DATE 3/11/2018



REVISIONS		
NO.	DATE	DESCRIPTION

CONTRACT NO. RR-16-4255
MOT STAGE 3B
STA 1263+00 - STA 1277+00

MOT-259
DRAWING NO. 310 OF 1517



P:\proj\p01\primera\schicago\p01\PR01\Documents\01\Projects\2016\20161616_Veterans Memorial Tollway\Drawings\Current\Drawings\Files\4255\Civil\Sheet\255-ahh-mot3c-PEL023.dgn



MOT PLAN LEGEND:

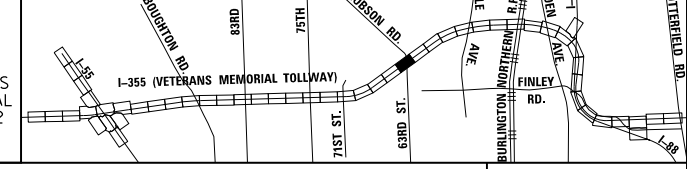
- CONSTRUCTION WORK ZONE
- PORT. CHANGEABLE MESSAGE SIGN
- DIRECTION OF TRAFFIC FLOW
- DIRECTION OF TRAFFIC FLOW, LANE CLOSED DURING OPERATIONS
- CONSTRUCTION SIGN

- TYPE II BARRICADES OR DRUMS WITH STEADY BURNING MONO-DIRECTIONAL LIGHT @ 50' CENTERS (25' CENTERS ALONG TAPERS AND RAMP)
- TYPE III BARRICADE WITH STEADY BURNING LIGHT
- ACCELERATED PCC PATCHING, CLASS B, 12 INCHES (JI442873, JI442874, JI442875, JI442894)
- (A) EXISTING PAVEMENT MARKING
- (B) WATERBLAST PAVEMENT MARKING REMOVAL WITH VACUUM RECOVERY (JT783005)

- (C) PAVEMENT MARKING PLACED IN PREVIOUS STAGE
- (1) PAVEMENT MARKING TAPE, TYPE IV 4" (SOLID, WHITE) (70300904)
- (2) PAVEMENT MARKING TAPE, TYPE IV 4" (SOLID, YELLOW) (70300904)
- (3) PAVEMENT MARKING TAPE, TYPE IV 4" (30' SKIP-10' DASH, WHITE) (70300904)
- (4) PAVEMENT MARKING TAPE, TYPE IV 4" (6' SKIP-2' DASH, WHITE) (70300904)

- (5) PAVEMENT MARKING TAPE, TYPE IV 12" (CHEVRONS, WHITE) (70300912)
 - (6) PAVEMENT MARKING TAPE, TYPE IV 8" (SOLID, WHITE) (70300908)
- NOTE:
MOT PLANS SHOW TRAFFIC IN POST-OPERATIONS CONFIGURATION. PLEASE REFER TO MOT TYPICAL SECTIONS AND ILLINOIS TOLLWAY STANDARD E2 FOR 1 AND 2 LANE CLOSURES WHEN REQUIRED, AS DICTATED BY MOT TYPICAL SECTIONS.

KEY MAP



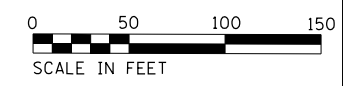
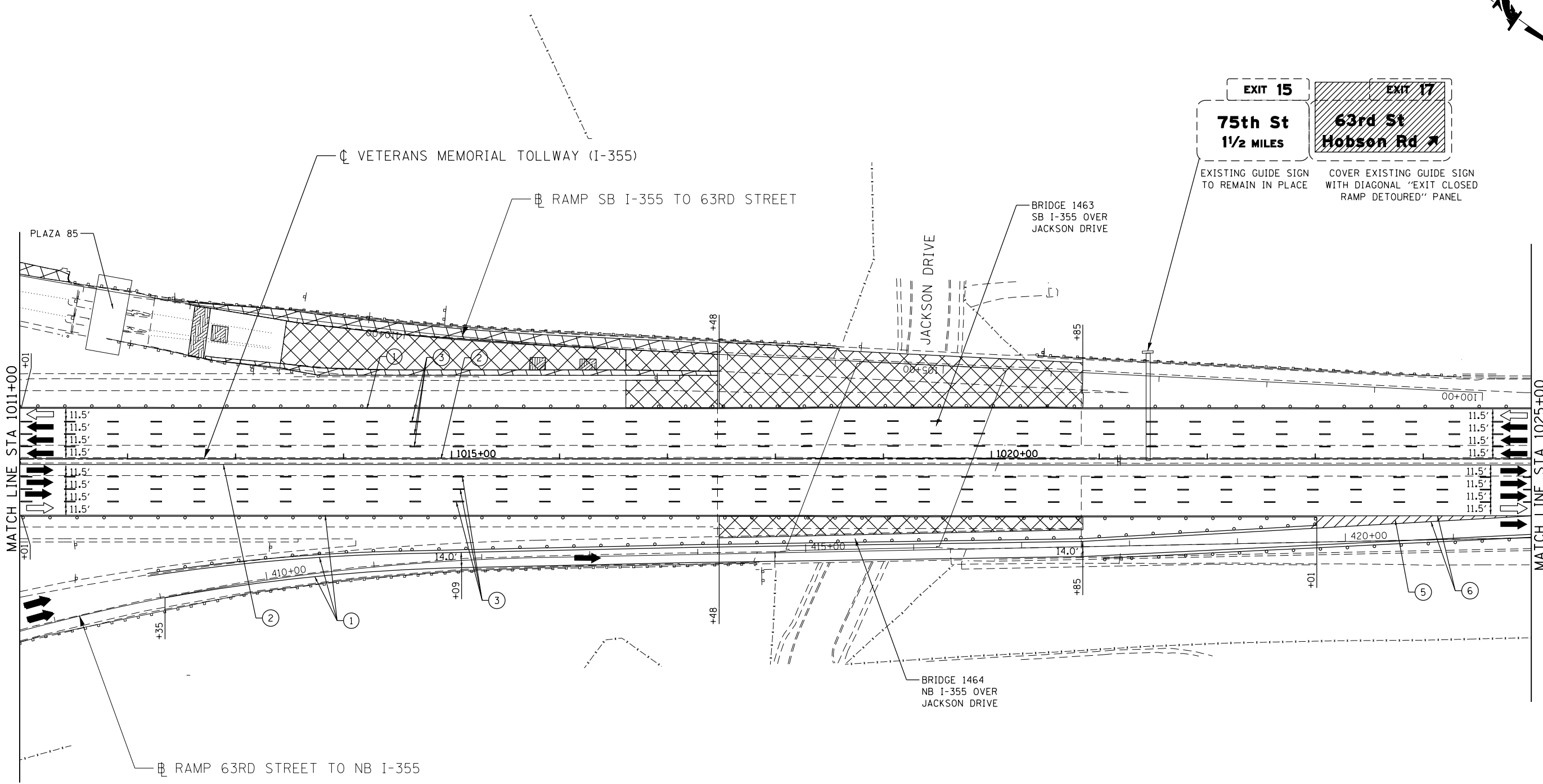
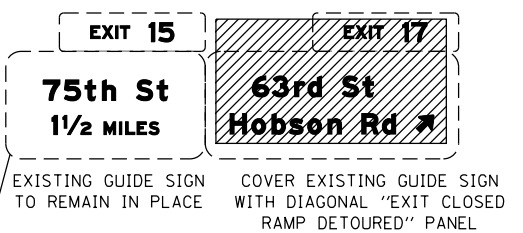

DRAWN BY MAL DATE 3/11/2018
 CHECKED BY MPV DATE 3/11/2018



REVISIONS		
NO.	DATE	DESCRIPTION

CONTRACT NO. RR-16-4255
 MOT STAGE 3C
 STA 997+00 - STA 1011+00

MOT-260
 DRAWING NO. 311 OF 1517



MOT PLAN LEGEND:

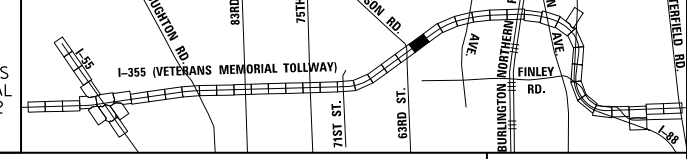
- CONSTRUCTION WORK ZONE
- PORT. CHANGEABLE MESSAGE SIGN
- DIRECTION OF TRAFFIC FLOW
- DIRECTION OF TRAFFIC FLOW, LANE CLOSED DURING OPERATIONS
- CONSTRUCTION SIGN

- TYPE II BARRICADES OR DRUMS WITH STEADY BURNING MONO-DIRECTIONAL LIGHT @ 50' CENTERS (25' CENTERS ALONG TAPERS AND RAMPS)
- TYPE III BARRICADE WITH STEADY BURNING LIGHT
- ACCELERATED PCC PATCHING, CLASS B, 12 INCHES (JI442873, JI442874, JI442875, JI442894)
- EXISTING PAVEMENT MARKING
- WATERBLAST PAVEMENT MARKING REMOVAL WITH VACUUM RECOVERY (JT783005)

- PAVEMENT MARKING PLACED IN PREVIOUS STAGE
- PAVEMENT MARKING TAPE, TYPE IV 4" (SOLID, WHITE) (70300904)
- PAVEMENT MARKING TAPE, TYPE IV 4" (SOLID, YELLOW) (70300904)
- PAVEMENT MARKING TAPE, TYPE IV 4" (30' SKIP-10' DASH, WHITE) (70300904)
- PAVEMENT MARKING TAPE, TYPE IV 4" (6' SKIP-2' DASH, WHITE) (70300904)

- PAVEMENT MARKING TAPE, TYPE IV 12" (CHEVRONS, WHITE) (70300912)
 - PAVEMENT MARKING TAPE, TYPE IV 8" (SOLID, WHITE) (70300908)
- NOTE:
MOT PLANS SHOW TRAFFIC IN POST-OPERATIONS CONFIGURATION. PLEASE REFER TO MOT TYPICAL SECTIONS AND ILLINOIS TOLLWAY STANDARD E2 FOR 1 AND 2 LANE CLOSURES WHEN REQUIRED, AS DICTATED BY MOT TYPICAL SECTIONS.

KEY MAP



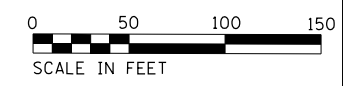
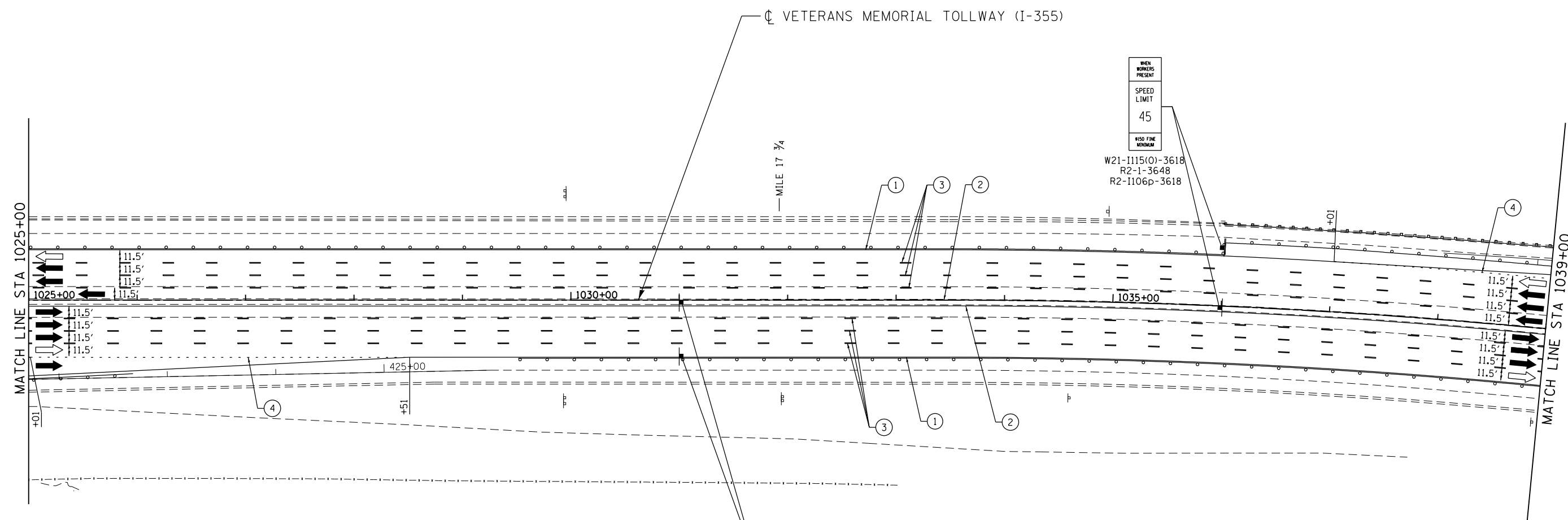

DRAWN BY MAL DATE 3/11/2018
 CHECKED BY MPV DATE 3/11/2018



REVISIONS		
NO.	DATE	DESCRIPTION

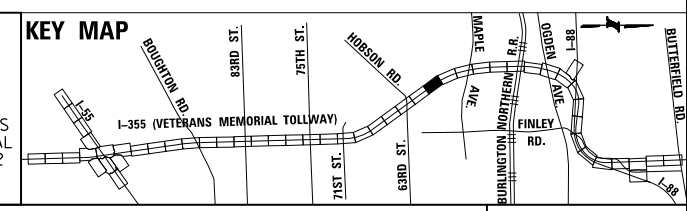
CONTRACT NO. RR-16-4255
 MOT STAGE 3C
 STA 1011+00 - STA 1025+00

MOT-261
 DRAWING NO.
 312 OF 1517



MOT PLAN LEGEND:		REVISIONS	
	CONSTRUCTION WORK ZONE	NO.	DATE
	PORT. CHANGEABLE MESSAGE SIGN		
	DIRECTION OF TRAFFIC FLOW		
	DIRECTION OF TRAFFIC FLOW, LANE CLOSED DURING OPERATIONS		
	CONSTRUCTION SIGN		
	TYPE II BARRICADES OR DRUMS WITH STEADY BURNING MONO-DIRECTIONAL LIGHT @ 50' CENTERS (25' CENTERS ALONG TAPERS AND RAMPS)		
	TYPE III BARRICADE WITH STEADY BURNING LIGHT		
	ACCELERATED PCC PATCHING, CLASS B, 12 INCHES (JI442873, JI442874, JI442875, JI442894)		
	(A) EXISTING PAVEMENT MARKING		
	(B) WATERBLAST PAVEMENT MARKING REMOVAL WITH VACUUM RECOVERY (JT783005)		
	(1) PAVEMENT MARKING TAPE, TYPE IV 4" (SOLID, WHITE) (70300904)		
	(2) PAVEMENT MARKING TAPE, TYPE IV 4" (SOLID, YELLOW) (70300904)		
	(3) PAVEMENT MARKING TAPE, TYPE IV 4" (30' SKIP-10' DASH, WHITE) (70300904)		
	(4) PAVEMENT MARKING TAPE, TYPE IV 4" (6' SKIP-2' DASH, WHITE) (70300904)		
	(5) PAVEMENT MARKING TAPE, TYPE IV 12" (CHEVRONS, WHITE) (70300912)		
	(6) PAVEMENT MARKING TAPE, TYPE IV 8" (SOLID, WHITE) (70300908)		

NOTE:
MOT PLANS SHOW TRAFFIC IN POST-OPERATIONS CONFIGURATION. PLEASE REFER TO MOT TYPICAL SECTIONS AND ILLINOIS TOLLWAY STANDARD E2 FOR 1 AND 2 LANE CLOSURES WHEN REQUIRED, AS DICTATED BY MOT TYPICAL SECTIONS.



DRAWN BY MAL DATE 3/11/2018
CHECKED BY MPV DATE 3/11/2018

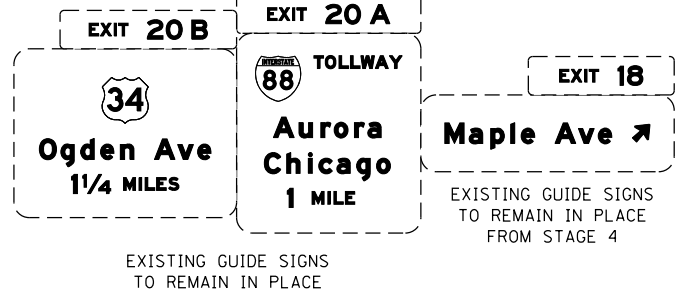
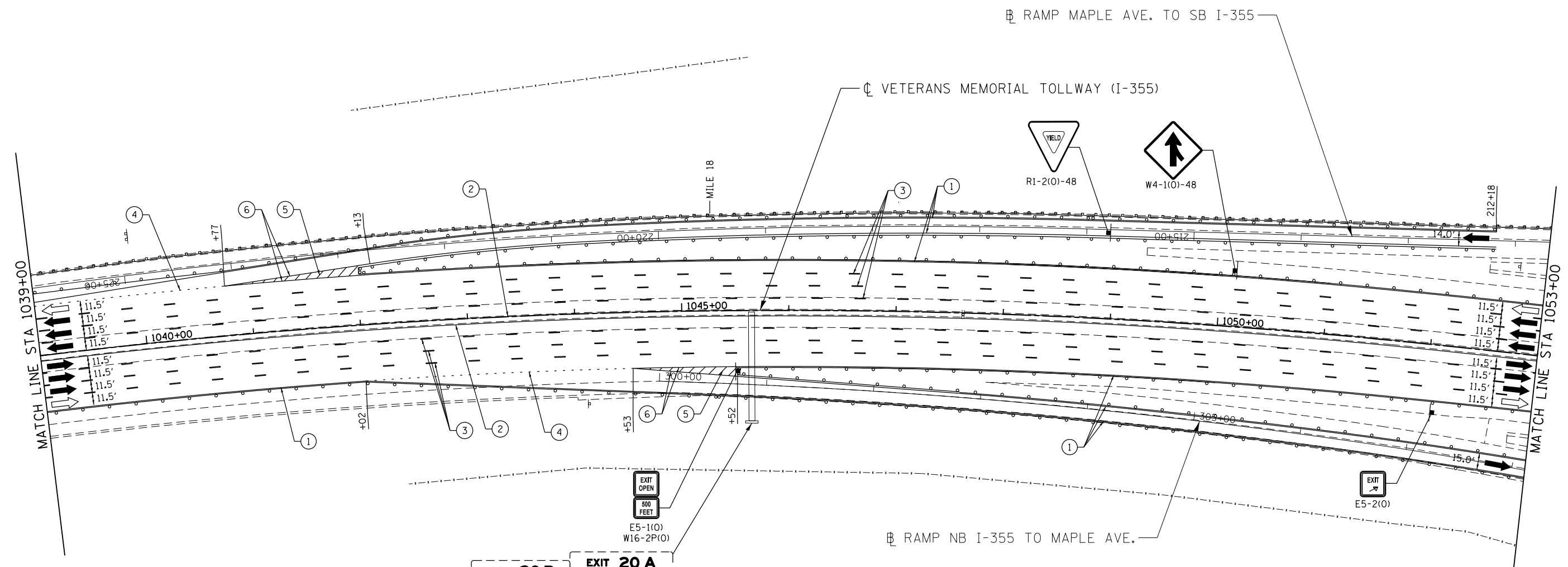


REVISIONS	
NO.	DESCRIPTION

CONTRACT NO. RR-16-4255
MOT STAGE 3C
STA 1025+00 - STA 1039+00

MOT-262
DRAWING NO. 313 OF 1517

P:\projects\2016\20161616-Veterans Memorial Tollway\Drawings\Current Drawings\Files\4255\Civil\Sheet\255-ahb-no13c-REL.025.dgn



MOT PLAN LEGEND:

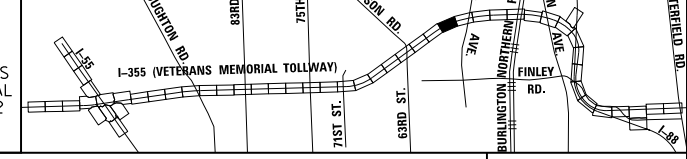
- CONSTRUCTION WORK ZONE
- PORT. CHANGEABLE MESSAGE SIGN
- DIRECTION OF TRAFFIC FLOW
- DIRECTION OF TRAFFIC FLOW, LANE CLOSED DURING OPERATIONS
- CONSTRUCTION SIGN

- TYPE II BARRICADES OR DRUMS WITH STEADY BURNING MONO-DIRECTIONAL LIGHT @ 50' CENTERS (25' CENTERS ALONG TAPERS AND RAMPS)
- TYPE III BARRICADE WITH STEADY BURNING LIGHT
- ACCELERATED PCC PATCHING, CLASS B, 12 INCHES (JI442873, JI442874, JI442875, JI442894)
- EXISTING PAVEMENT MARKING
- WATERBLAST PAVEMENT MARKING REMOVAL WITH VACUUM RECOVERY (JT783005)

- PAVEMENT MARKING PLACED IN PREVIOUS STAGE
- PAVEMENT MARKING TAPE, TYPE IV 4" (SOLID, WHITE) (70300904)
- PAVEMENT MARKING TAPE, TYPE IV 4" (SOLID, YELLOW) (70300904)
- PAVEMENT MARKING TAPE, TYPE IV 4" (30' SKIP-10' DASH, WHITE) (70300904)
- PAVEMENT MARKING TAPE, TYPE IV 4" (6' SKIP-2' DASH, WHITE) (70300904)

- PAVEMENT MARKING TAPE, TYPE IV 12" (CHEVRONS, WHITE) (70300912)
 - PAVEMENT MARKING TAPE, TYPE IV 8" (SOLID, WHITE) (70300908)
- NOTE:
MOT PLANS SHOW TRAFFIC IN POST-OPERATIONS CONFIGURATION. PLEASE REFER TO MOT TYPICAL SECTIONS AND ILLINOIS TOLLWAY STANDARD E2 FOR 1 AND 2 LANE CLOSURES WHEN REQUIRED, AS DICTATED BY MOT TYPICAL SECTIONS.

KEY MAP



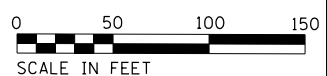
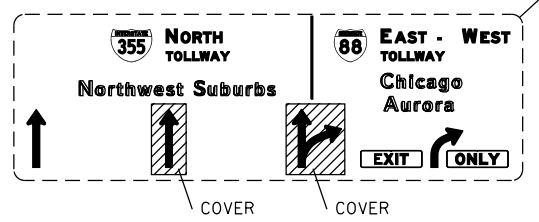
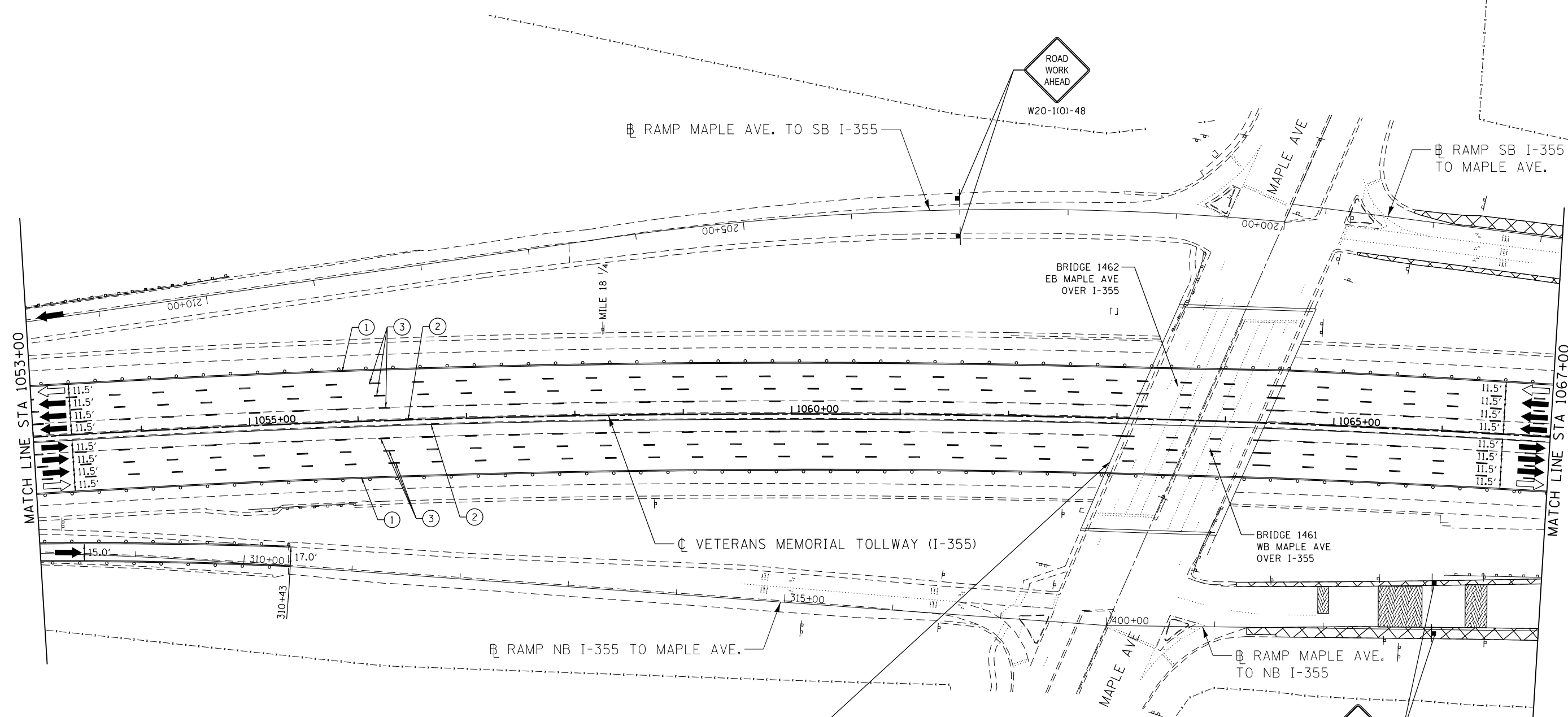
DRAWN BY MAL DATE 3/11/2018
 CHECKED BY MPV DATE 3/11/2018



REVISIONS		
NO.	DATE	DESCRIPTION

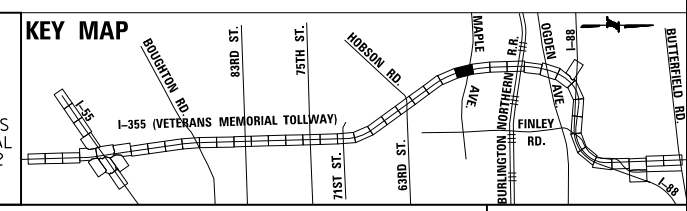
CONTRACT NO. RR-16-4255
 MOT STAGE 3C
 STA 1039+00 - STA 1053+00

MOT-263
 DRAWING NO.
 314 OF 1517



MOT PLAN LEGEND:

CONSTRUCTION WORK ZONE	TYPE II BARRICADES OR DRUMS WITH STEADY BURNING MONO-DIRECTIONAL LIGHT @ 50' CENTERS (25' CENTERS ALONG TAPERS AND RAMP)	⑤ PAVEMENT MARKING TAPE, TYPE IV 12" (CHEVRONS, WHITE) (70300912)
PORT. CHANGEABLE MESSAGE SIGN	TYPE III BARRICADE WITH STEADY BURNING LIGHT ACCELERATED PCC PATCHING, CLASS B, 12 INCHES (JI442873, JI442874, JI442875, JI442894)	⑥ PAVEMENT MARKING TAPE, TYPE IV 8" (SOLID, WHITE) (70300908)
DIRECTION OF TRAFFIC FLOW	(A) EXISTING PAVEMENT MARKING	NOTE: MOT PLANS SHOW TRAFFIC IN POST-OPERATIONS CONFIGURATION. PLEASE REFER TO MOT TYPICAL SECTIONS AND ILLINOIS TOLLWAY STANDARD E2 FOR 1 AND 2 LANE CLOSURES WHEN REQUIRED, AS DICTATED BY MOT TYPICAL SECTIONS.
DIRECTION OF TRAFFIC FLOW, LANE CLOSED DURING OPERATIONS	(B) WATERBLAST PAVEMENT MARKING REMOVAL WITH VACUUM RECOVERY (JT783005)	
CONSTRUCTION SIGN	① PAVEMENT MARKING PLACED IN PREVIOUS STAGE	
	② PAVEMENT MARKING TAPE, TYPE IV 4" (SOLID, WHITE) (70300904)	
	③ PAVEMENT MARKING TAPE, TYPE IV 4" (SOLID, YELLOW) (70300904)	
	④ PAVEMENT MARKING TAPE, TYPE IV 4" (30' SKIP-10' DASH, WHITE) (70300904)	
	④ PAVEMENT MARKING TAPE, TYPE IV 4" (6' SKIP-2' DASH, WHITE) (70300904)	



DRAWN BY MAL DATE 3/11/2018
 CHECKED BY MPV DATE 3/11/2018

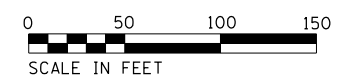
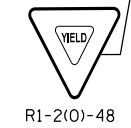
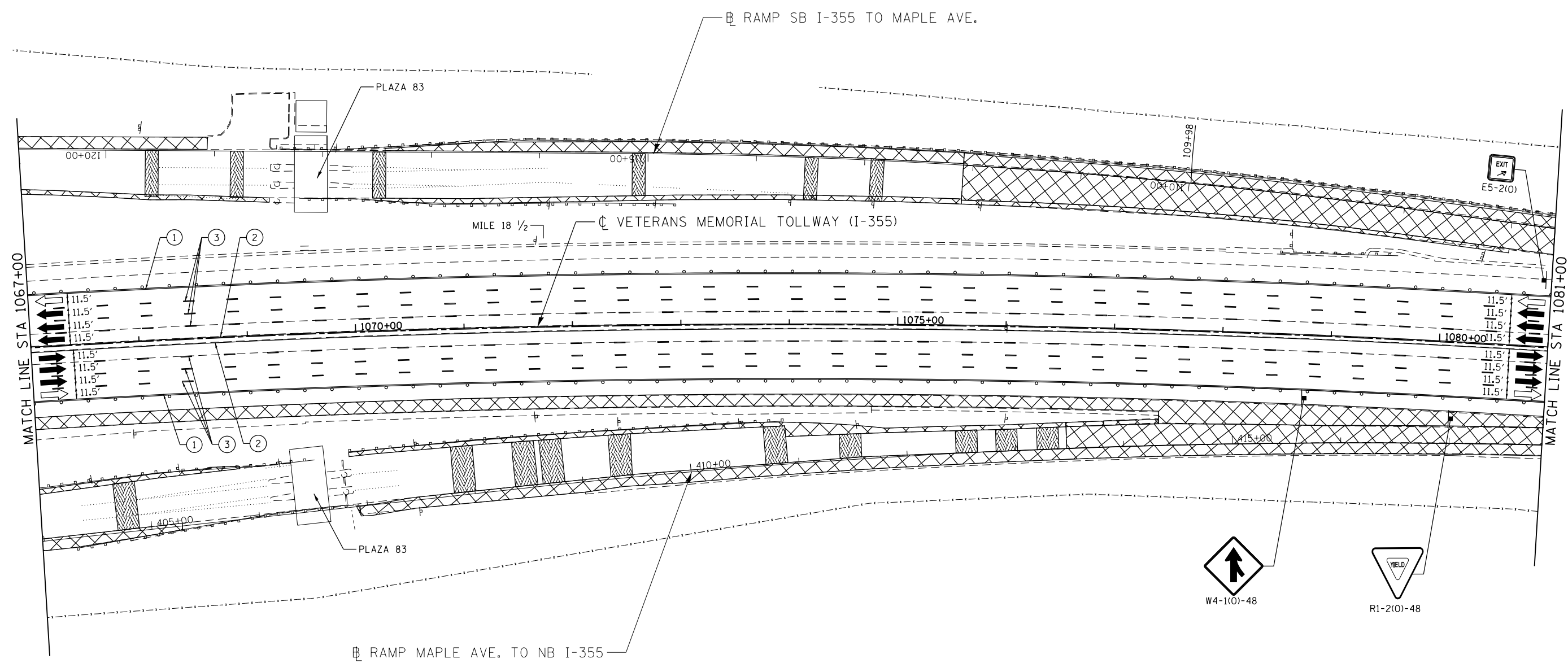


REVISIONS		
NO.	DATE	DESCRIPTION

CONTRACT NO. RR-16-4255
 MOT STAGE 3C
 STA 1053+00 - STA 1067+00

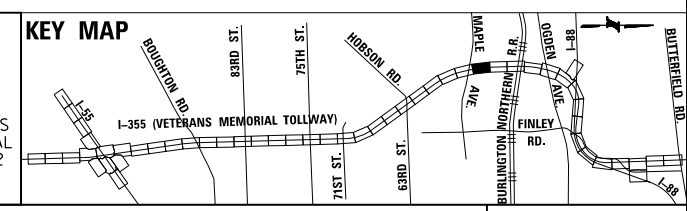
MOT-264
 DRAWING NO. 315 OF 1517

P:\proj\pawmwr\primera\chicago\mtr\PR00\Documents\01 Projects\2016\20161616 - Veterans Memorial Tollway\Drawings\Current Drawings\Files\4255\Civil\Sheet\4255-ahb-mot3c-PEL027.dgn



MOT PLAN LEGEND:		REVISIONS	
CONSTRUCTION WORK ZONE	TYPE II BARRICADES OR DRUMS WITH STEADY BURNING MONO-DIRECTIONAL LIGHT @ 50' CENTERS (25' CENTERS ALONG TAPERS AND RAMPS)	①	PAVEMENT MARKING TAPE, TYPE IV 4" (SOLID, WHITE) (70300904)
PORT. CHANGEABLE MESSAGE SIGN	TYPE III BARRICADE WITH STEADY BURNING LIGHT ACCELERATED PCC PATCHING, CLASS B, 12 INCHES (JI442873, JI442874, JI442875, JI442894)	②	PAVEMENT MARKING TAPE, TYPE IV 4" (SOLID, YELLOW) (70300904)
DIRECTION OF TRAFFIC FLOW	(A) EXISTING PAVEMENT MARKING	③	PAVEMENT MARKING TAPE, TYPE IV 4" (30' SKIP-10' DASH, WHITE) (70300904)
DIRECTION OF TRAFFIC FLOW, LANE CLOSED DURING OPERATIONS	(B) WATERBLAST PAVEMENT MARKING REMOVAL WITH VACUUM RECOVERY (JT783005)	④	PAVEMENT MARKING TAPE, TYPE IV 4" (6' SKIP-2' DASH, WHITE) (70300904)
CONSTRUCTION SIGN		⑤	PAVEMENT MARKING TAPE, TYPE IV 12" (CHEVRONS, WHITE) (70300912)
		⑥	PAVEMENT MARKING TAPE, TYPE IV 8" (SOLID, WHITE) (70300908)

NOTE:
MOT PLANS SHOW TRAFFIC IN POST-OPERATIONS CONFIGURATION. PLEASE REFER TO MOT TYPICAL SECTIONS AND ILLINOIS TOLLWAY STANDARD E2 FOR 1 AND 2 LANE CLOSURES WHEN REQUIRED, AS DICTATED BY MOT TYPICAL SECTIONS.



DRAWN BY MAL DATE 3/11/2018
CHECKED BY MPV DATE 3/11/2018

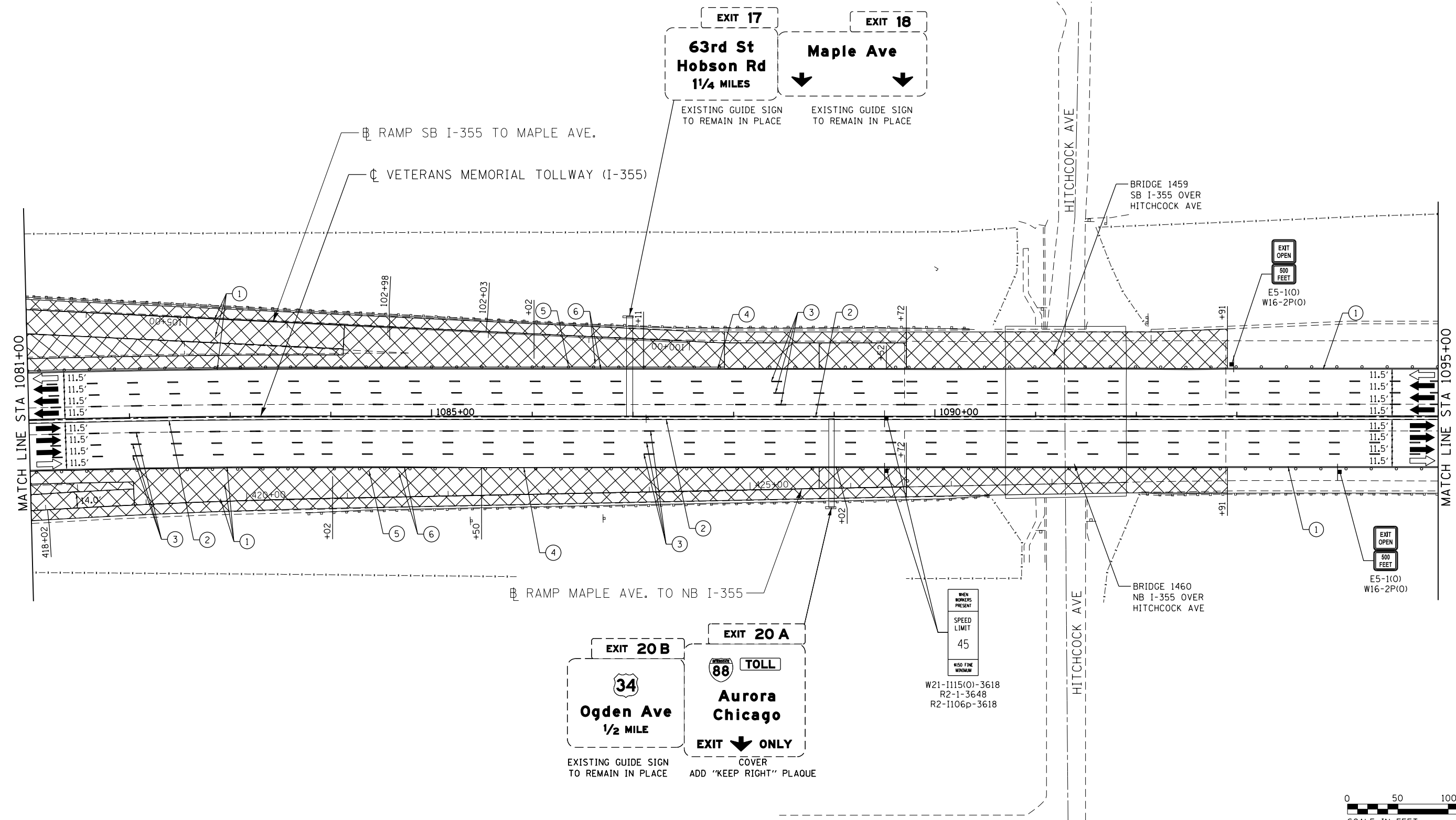
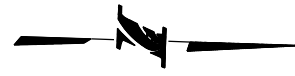


NO.	DATE	DESCRIPTION

CONTRACT NO. RR-16-4255
MOT STAGE 3C
STA 1067+00 - STA 1081+00

MOT-265
DRAWING NO. 316 OF 1517

P:\projects\2016\20161616-Veterans Memorial Tollway\Drawings\Current Drawings\Files\4255\Civil\Sheet\255-ah-1013C-PEL028.dgn
 P:\projects\2016\20161616-Veterans Memorial Tollway\Drawings\Current Drawings\Files\4255\Civil\Sheet\255-ah-1013C-PEL028.dgn



MOT PLAN LEGEND:

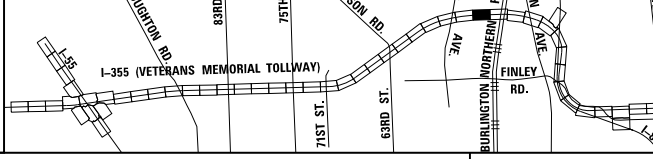
- CONSTRUCTION WORK ZONE
- PORT. CHANGEABLE MESSAGE SIGN
- DIRECTION OF TRAFFIC FLOW
- DIRECTION OF TRAFFIC FLOW, LANE CLOSED DURING OPERATIONS
- CONSTRUCTION SIGN

- TYPE II BARRICADES OR DRUMS WITH STEADY BURNING MONO-DIRECTIONAL LIGHT @ 50' CENTERS (25' CENTERS ALONG TAPERS AND RAMP)
- TYPE III BARRICADE WITH STEADY BURNING LIGHT
- ACCELERATED PCC PATCHING, CLASS B, 12 INCHES (JI442873, JI442874, JI442875, JI442894)
- EXISTING PAVEMENT MARKING
- WATERBLAST PAVEMENT MARKING REMOVAL WITH VACUUM RECOVERY (JT783005)

- PAVEMENT MARKING PLACED IN PREVIOUS STAGE
- PAVEMENT MARKING TAPE, TYPE IV 4" (SOLID, WHITE) (70300904)
- PAVEMENT MARKING TAPE, TYPE IV 4" (SOLID, YELLOW) (70300904)
- PAVEMENT MARKING TAPE, TYPE IV 4" (30' SKIP-10' DASH, WHITE) (70300904)
- PAVEMENT MARKING TAPE, TYPE IV 4" (6' SKIP-2' DASH, WHITE) (70300904)

- PAVEMENT MARKING TAPE, TYPE IV 12" (CHEVRONS, WHITE) (70300912)
 - PAVEMENT MARKING TAPE, TYPE IV 8" (SOLID, WHITE) (70300908)
- NOTE: MOT PLANS SHOW TRAFFIC IN POST-OPERATIONS CONFIGURATION. PLEASE REFER TO MOT TYPICAL SECTIONS AND ILLINOIS TOLLWAY STANDARD E2 FOR 1 AND 2 LANE CLOSURES WHEN REQUIRED, AS DICTATED BY MOT TYPICAL SECTIONS.

KEY MAP



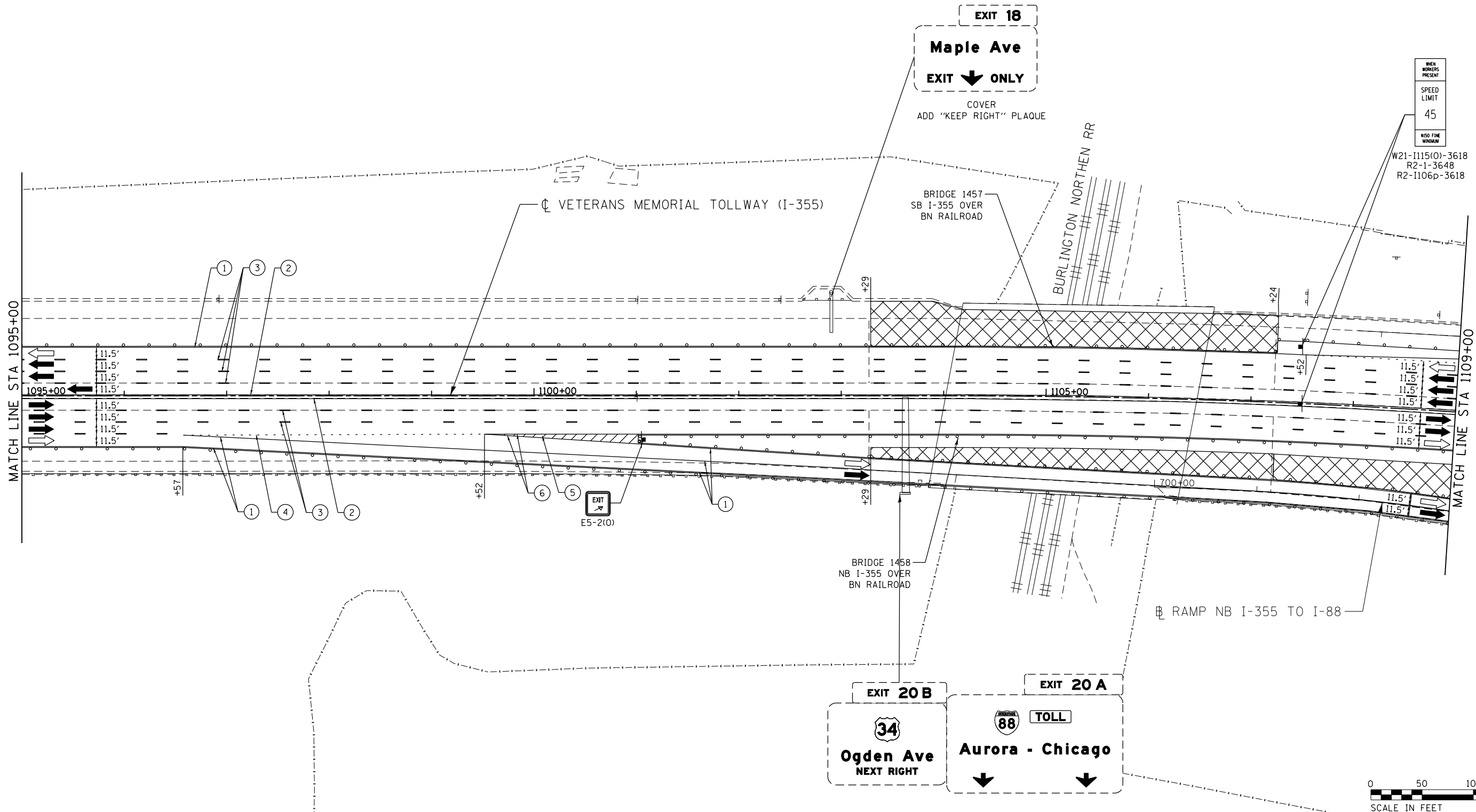
DRAWN BY MAL DATE 3/11/2018
 CHECKED BY MPV DATE 3/11/2018



REVISIONS		
NO.	DATE	DESCRIPTION

CONTRACT NO. RR-16-4255
 MOT STAGE 3C
 STA 1081+00 - STA 1095+00

MOT-266
 DRAWING NO.
 317 OF 1517



WHEN WORKERS PRESENT
SPEED LIMIT
45
150 FINE MINIMUM

W21-115(0)-3618
R2-1-3648
R2-1106p-3618



MOT PLAN LEGEND:

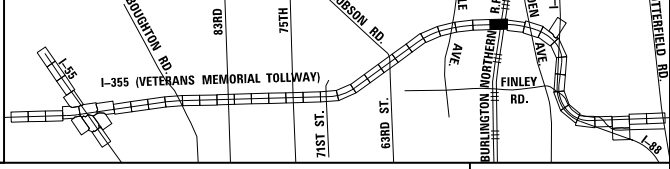
- CONSTRUCTION WORK ZONE
- PORT. CHANGEABLE MESSAGE SIGN
- DIRECTION OF TRAFFIC FLOW
- DIRECTION OF TRAFFIC FLOW, LANE CLOSED DURING OPERATIONS
- CONSTRUCTION SIGN

- TYPE II BARRICADES OR DRUMS WITH STEADY BURNING MONO-DIRECTIONAL LIGHT @ 50' CENTERS (25' CENTERS ALONG TAPERS AND RAMP)
- TYPE III BARRICADE WITH STEADY BURNING LIGHT
- ACCELERATED PCC PATCHING, CLASS B, 12 INCHES (JI442873, JI442874, JI442875, JI442894)
- EXISTING PAVEMENT MARKING
- WATERBLAST PAVEMENT MARKING REMOVAL WITH VACUUM RECOVERY (JT783005)

- PAVEMENT MARKING PLACED IN PREVIOUS STAGE
- PAVEMENT MARKING TAPE, TYPE IV 4" (SOLID, WHITE) (70300904)
- PAVEMENT MARKING TAPE, TYPE IV 4" (SOLID, YELLOW) (70300904)
- PAVEMENT MARKING TAPE, TYPE IV 4" (30' SKIP-10' DASH, WHITE) (70300904)
- PAVEMENT MARKING TAPE, TYPE IV 4" (6' SKIP-2' DASH, WHITE) (70300904)

- PAVEMENT MARKING TAPE, TYPE IV 12" (CHEVRONS, WHITE) (70300912)
 - PAVEMENT MARKING TAPE, TYPE IV 8" (SOLID, WHITE) (70300908)
- NOTE:
MOT PLANS SHOW TRAFFIC IN POST-OPERATIONS CONFIGURATION. PLEASE REFER TO MOT TYPICAL SECTIONS AND ILLINOIS TOLLWAY STANDARD E2 FOR 1 AND 2 LANE CLOSURES WHEN REQUIRED, AS DICTATED BY MOT TYPICAL SECTIONS.

KEY MAP



DRAWN BY MAL DATE 3/11/2018
CHECKED BY MPV DATE 3/11/2018

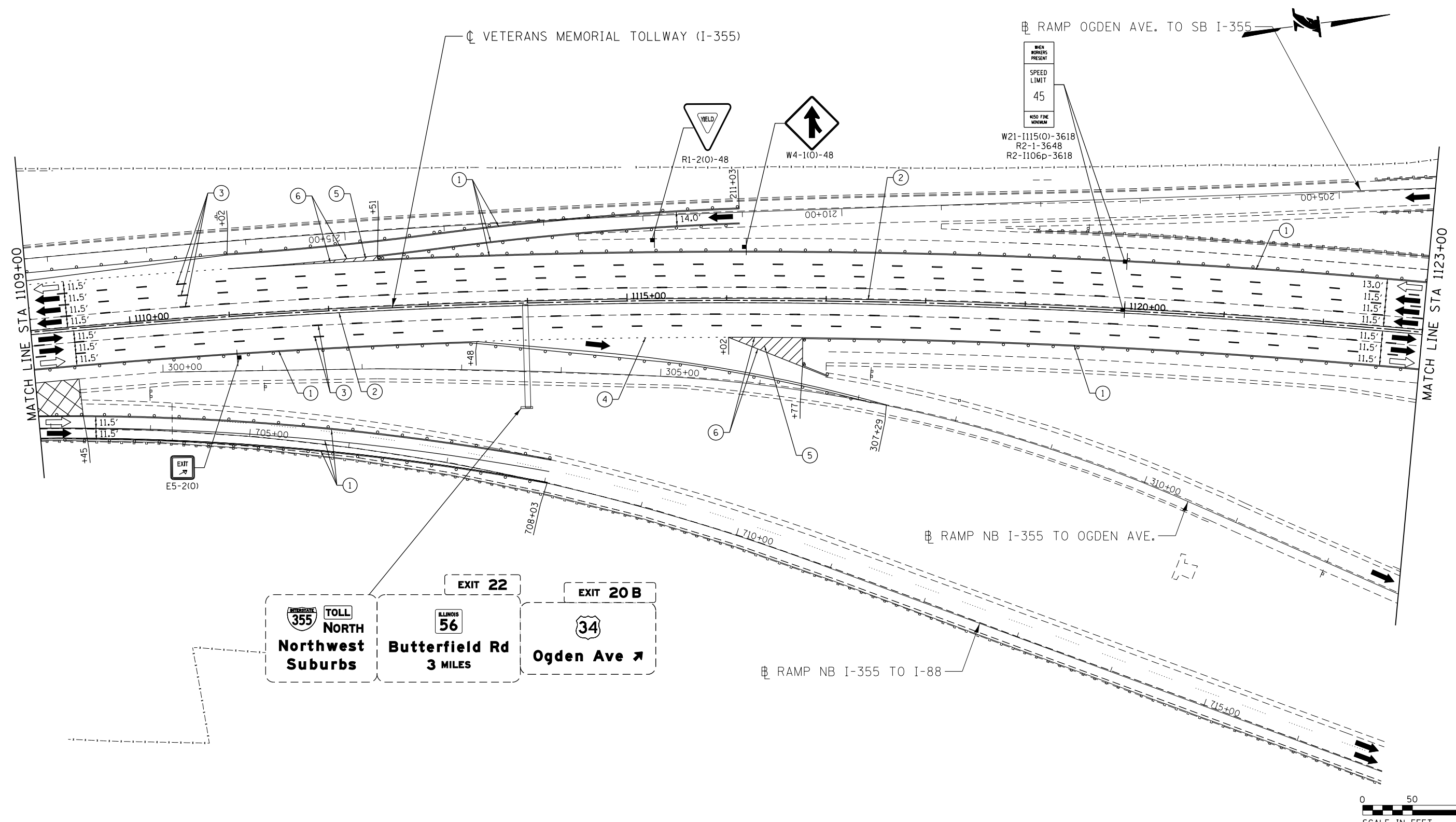


REVISIONS		
NO.	DATE	DESCRIPTION

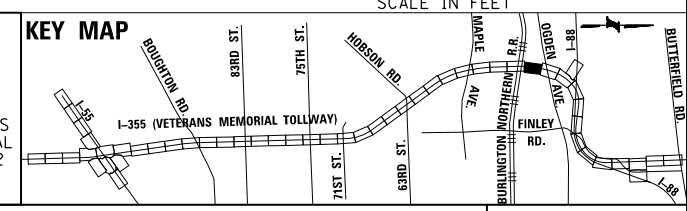
CONTRACT NO. RR-16-4255
MOT STAGE 3C
STA 1095+00 - STA 1109+00
MOT-267
DRAWING NO. 318 OF 1517

P:\projects\2016\20161616-Veterans Memorial Tollway\Drawings\Current Drawings Files\4255\Civil\Sheet\255-ahh-mot3c-PEL030.dgn


P:\proj\p01\primera\chicago\p01\I-355\2016\20161616_Veterans Memorial Tollway\Drawings\Current\Drawings\Files\4255\Civil\Sheet\255-ahb-mot3c-PEL031.dgn



MOT PLAN LEGEND:	
	CONSTRUCTION WORK ZONE
	PORT. CHANGEABLE MESSAGE SIGN
	DIRECTION OF TRAFFIC FLOW
	DIRECTION OF TRAFFIC FLOW, LANE CLOSED DURING OPERATIONS
	CONSTRUCTION SIGN
	TYPE II BARRICADES OR DRUMS WITH STEADY BURNING MONO-DIRECTIONAL LIGHT @ 50' CENTERS (25' CENTERS ALONG TAPERS AND RAMPS)
	TYPE III BARRICADE WITH STEADY BURNING LIGHT
	EXISTING PAVEMENT MARKING
	WATERBLAST PAVEMENT MARKING REMOVAL WITH VACUUM RECOVERY (JT783005)
	PAVEMENT MARKING TAPE, TYPE IV 4" (SOLID, WHITE) (70300904)
	PAVEMENT MARKING TAPE, TYPE IV 4" (SOLID, YELLOW) (70300904)
	PAVEMENT MARKING TAPE, TYPE IV 4" (30' SKIP-10' DASH, WHITE) (70300904)
	PAVEMENT MARKING TAPE, TYPE IV 4" (6' SKIP-2' DASH, WHITE) (70300904)
	PAVEMENT MARKING TAPE, TYPE IV 12" (CHEVRONS, WHITE) (70300912)
	PAVEMENT MARKING TAPE, TYPE IV 8" (SOLID, WHITE) (70300908)



NOTE:
 MOT PLANS SHOW TRAFFIC IN POST-OPERATIONS CONFIGURATION. PLEASE REFER TO MOT TYPICAL SECTIONS AND ILLINOIS TOLLWAY STANDARD E2 FOR 1 AND 2 LANE CLOSURES WHEN REQUIRED, AS DICTATED BY MOT TYPICAL SECTIONS.



DRAWN BY MAL DATE 3/11/2018
 CHECKED BY MPV DATE 3/11/2018



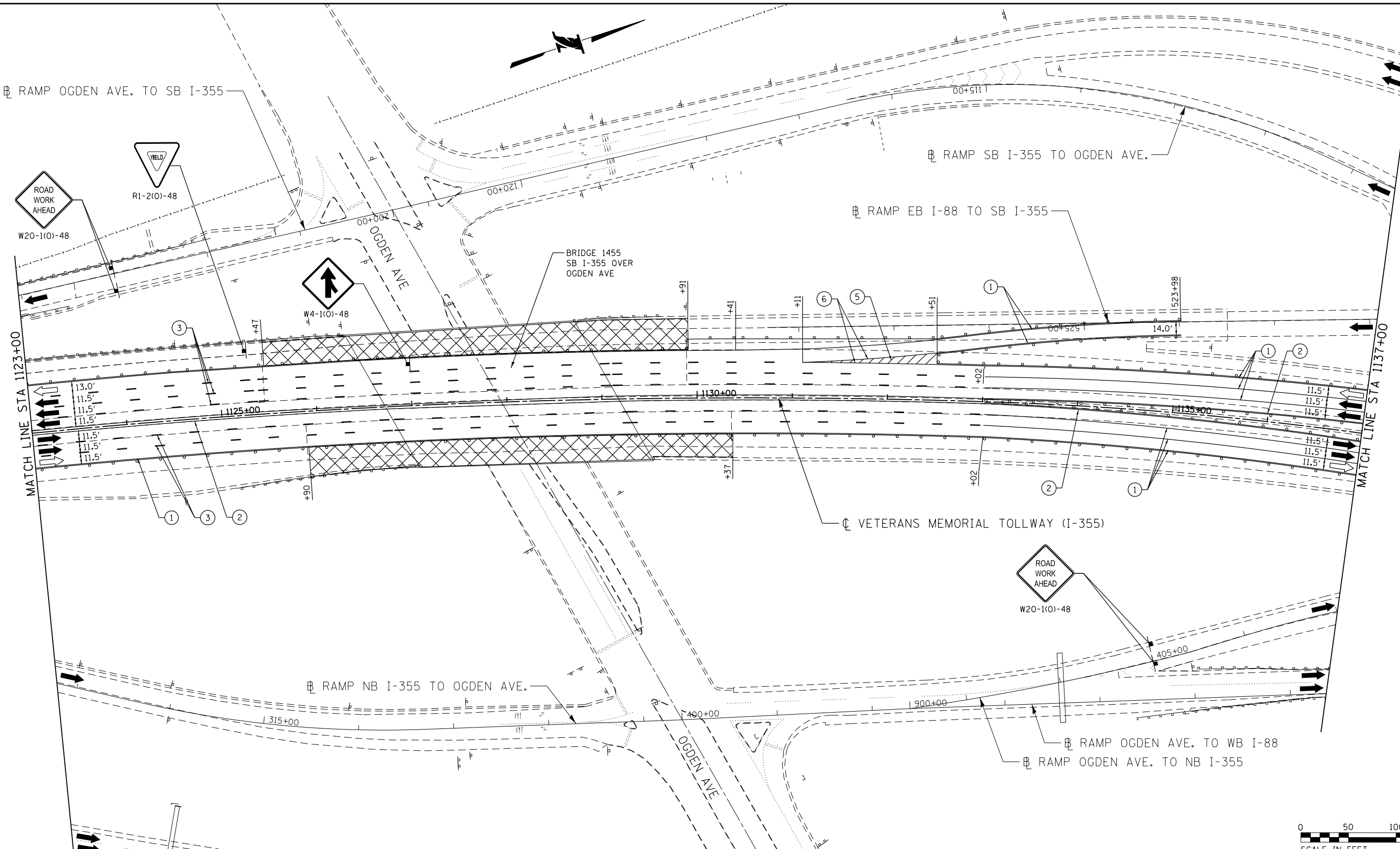
THE ILLINOIS STATE TOLL HIGHWAY AUTHORITY
 2700 OGDEN AVENUE
 DOWNERS GROVE,
 ILLINOIS 60515

REVISIONS		
NO.	DATE	DESCRIPTION

CONTRACT NO. RR-16-4255
 MOT STAGE 3C
 STA 1109+00 - STA 1123+00

MOT-268
 DRAWING NO.
 319 OF 1517

P:\proj\pman\01\primera\chicago\p\PR001\Documents\01\Projects\2016\20161616_Veterans Memorial Tollway\Drawings\Current\Drawings\Files\4255\Civil\Sheet\4255-ah-1-no130-PEL032.dgn



MOT PLAN LEGEND:

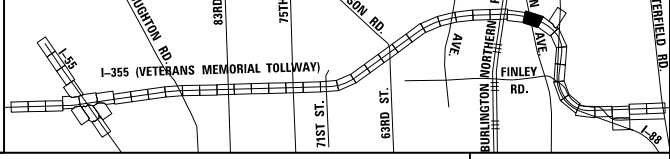
- CONSTRUCTION WORK ZONE
- PORT. CHANGEABLE MESSAGE SIGN
- DIRECTION OF TRAFFIC FLOW
- DIRECTION OF TRAFFIC FLOW, LANE CLOSED DURING OPERATIONS
- CONSTRUCTION SIGN

- TYPE II BARRICADES OR DRUMS WITH STEADY BURNING MONO-DIRECTIONAL LIGHT @ 50' CENTERS (25' CENTERS ALONG TAPERS AND RAMPS)
- TYPE III BARRICADE WITH STEADY BURNING LIGHT
- ACCELERATED PCC PATCHING, CLASS B, 12 INCHES (JI442873, JI442874, JI442875, JI442894)
- EXISTING PAVEMENT MARKING
- WATERBLAST PAVEMENT MARKING REMOVAL WITH VACUUM RECOVERY (JT783005)

- PAVEMENT MARKING PLACED IN PREVIOUS STAGE
- PAVEMENT MARKING TAPE, TYPE IV 4" (SOLID, WHITE) (70300904)
- PAVEMENT MARKING TAPE, TYPE IV 4" (SOLID, YELLOW) (70300904)
- PAVEMENT MARKING TAPE, TYPE IV 4" (30' SKIP-10' DASH, WHITE) (70300904)
- PAVEMENT MARKING TAPE, TYPE IV 4" (6' SKIP-2' DASH, WHITE) (70300904)

- PAVEMENT MARKING TAPE, TYPE IV 12" (CHEVRONS, WHITE) (70300912)
 - PAVEMENT MARKING TAPE, TYPE IV 8" (SOLID, WHITE) (70300908)
- NOTE:
 MOT PLANS SHOW TRAFFIC IN POST-OPERATIONS CONFIGURATION. PLEASE REFER TO MOT TYPICAL SECTIONS AND ILLINOIS TOLLWAY STANDARD E2 FOR 1 AND 2 LANE CLOSURES WHEN REQUIRED, AS DICTATED BY MOT TYPICAL SECTIONS.

KEY MAP



DRAWN BY MAL DATE 3/11/2018
 CHECKED BY MPV DATE 3/11/2018

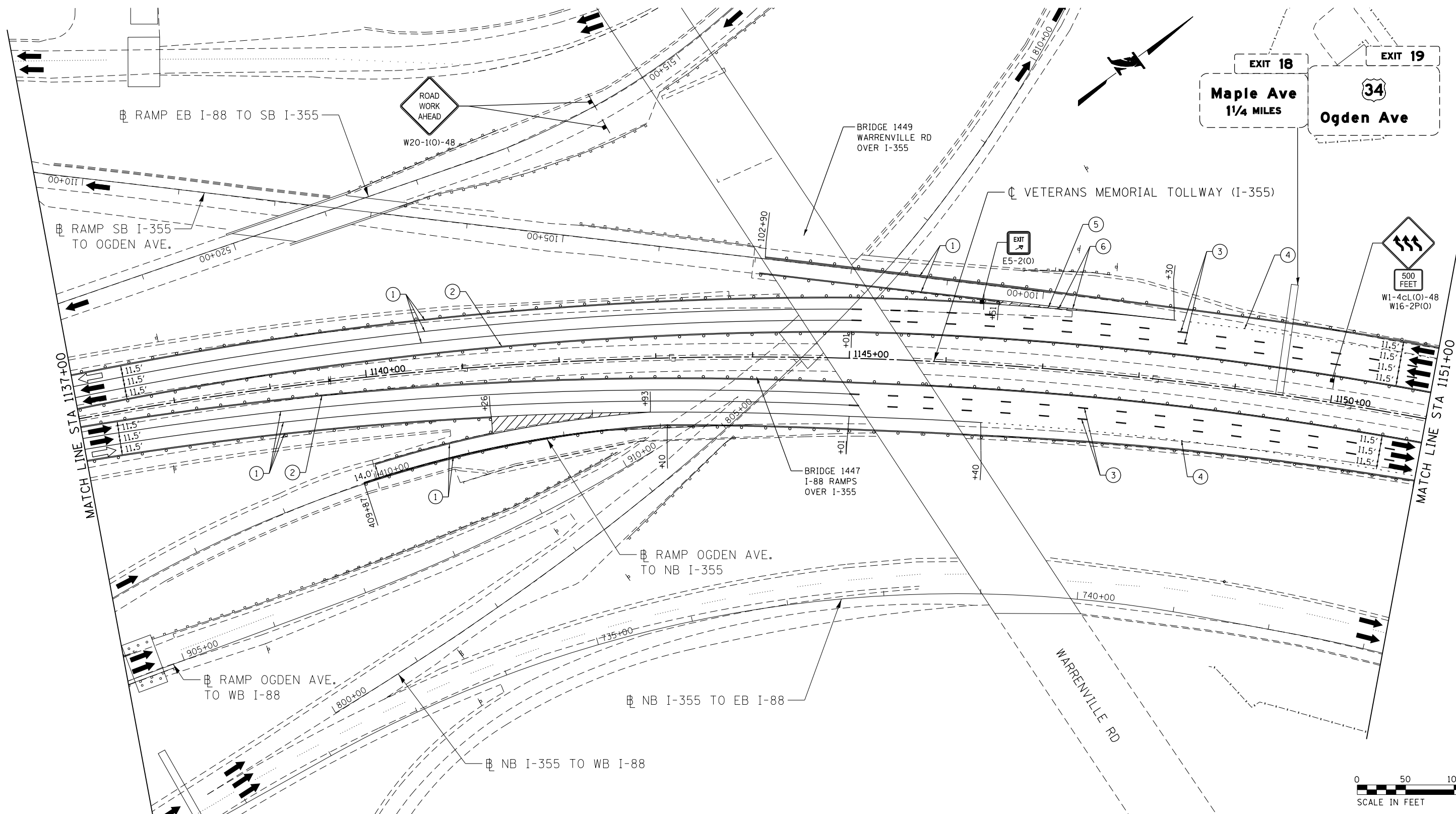


REVISIONS	
NO.	DESCRIPTION

CONTRACT NO. RR-16-4255
 MOT STAGE 3C
 STA 1123+00 - STA 1137+00

MOT-269
 DRAWING NO.
 320 OF 1517

I:\projects\2016\20161616-Veterans Memorial Tollway\Drawings\Current\Drawings\Files\4255\Civil\Sheet\255-ah-103-PEL.033.dgn
 I:\projects\2016\20161616-Veterans Memorial Tollway\Drawings\Current\Drawings\Files\4255\Civil\Sheet\255-ah-103-PEL.033.dgn



MOT PLAN LEGEND:

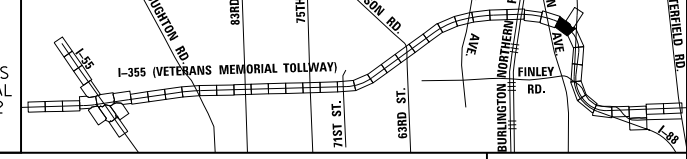
- CONSTRUCTION WORK ZONE
- PORT. CHANGEABLE MESSAGE SIGN
- DIRECTION OF TRAFFIC FLOW
- DIRECTION OF TRAFFIC FLOW, LANE CLOSED DURING OPERATIONS
- CONSTRUCTION SIGN

- TYPE II BARRICADES OR DRUMS WITH STEADY BURNING MONO-DIRECTIONAL LIGHT @ 50' CENTERS (25' CENTERS ALONG TAPERS AND RAMPS)
- TYPE III BARRICADE WITH STEADY BURNING LIGHT ACCELERATED PCC PATCHING, CLASS B, 12 INCHES (JI442873, JI442874, JI442875, JI442894)
- EXISTING PAVEMENT MARKING
- WATERBLAST PAVEMENT MARKING REMOVAL WITH VACUUM RECOVERY (JT783005)

- PAVEMENT MARKING PLACED IN PREVIOUS STAGE
- PAVEMENT MARKING TAPE, TYPE IV 4" (SOLID, WHITE) (70300904)
- PAVEMENT MARKING TAPE, TYPE IV 4" (SOLID, YELLOW) (70300904)
- PAVEMENT MARKING TAPE, TYPE IV 4" (30' SKIP-10' DASH, WHITE) (70300904)
- PAVEMENT MARKING TAPE, TYPE IV 4" (6' SKIP-2' DASH, WHITE) (70300904)

- PAVEMENT MARKING TAPE, TYPE IV 12" (CHEVRONS, WHITE) (70300912)
 - PAVEMENT MARKING TAPE, TYPE IV 8" (SOLID, WHITE) (70300908)
- NOTE:
 MOT PLANS SHOW TRAFFIC IN POST-OPERATIONS CONFIGURATION. PLEASE REFER TO MOT TYPICAL SECTIONS AND ILLINOIS TOLLWAY STANDARD E2 FOR 1 AND 2 LANE CLOSURES WHEN REQUIRED, AS DICTATED BY MOT TYPICAL SECTIONS.

KEY MAP

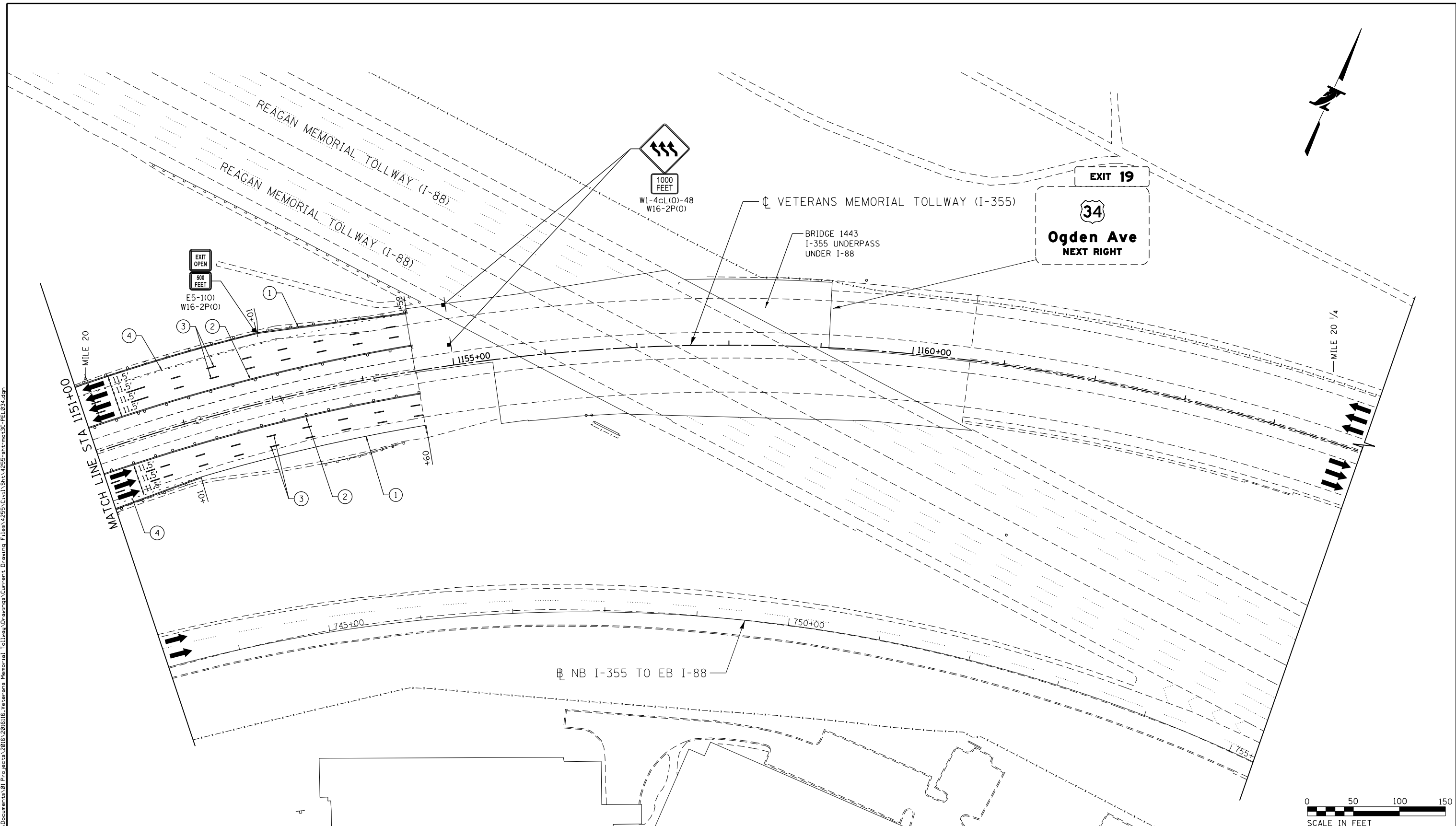


DRAWN BY MAL DATE 3/11/2018
 CHECKED BY MPV DATE 3/11/2018



REVISIONS	
NO.	DESCRIPTION

CONTRACT NO. RR-16-4255
 MOT STAGE 3C
 STA 1137+00 - STA 1151+00
 MOT-270
 DRAWING NO. 321 OF 1517



MOT PLAN LEGEND:

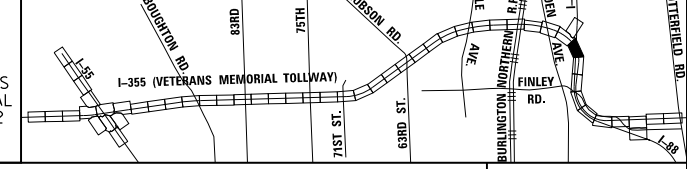
- CONSTRUCTION WORK ZONE
- PORT. CHANGEABLE MESSAGE SIGN
- DIRECTION OF TRAFFIC FLOW
- DIRECTION OF TRAFFIC FLOW, LANE CLOSED DURING OPERATIONS
- CONSTRUCTION SIGN

- TYPE II BARRICADES OR DRUMS WITH STEADY BURNING MONO-DIRECTIONAL LIGHT @ 50' CENTERS (25' CENTERS ALONG TAPERS AND RAMPS)
- TYPE III BARRICADE WITH STEADY BURNING LIGHT
- ACCELERATED PCC PATCHING, CLASS B, 12 INCHES (JI442873, JI442874, JI442875, JI442894)
- EXISTING PAVEMENT MARKING
- WATERBLAST PAVEMENT MARKING REMOVAL WITH VACUUM RECOVERY (JT783005)

- PAVEMENT MARKING PLACED IN PREVIOUS STAGE
- PAVEMENT MARKING TAPE, TYPE IV 4" (SOLID, WHITE) (70300904)
- PAVEMENT MARKING TAPE, TYPE IV 4" (SOLID, YELLOW) (70300904)
- PAVEMENT MARKING TAPE, TYPE IV 4" (30' SKIP-10' DASH, WHITE) (70300904)
- PAVEMENT MARKING TAPE, TYPE IV 4" (6' SKIP-2' DASH, WHITE) (70300904)

- PAVEMENT MARKING TAPE, TYPE IV 12" (CHEVRONS, WHITE) (70300912)
 - PAVEMENT MARKING TAPE, TYPE IV 8" (SOLID, WHITE) (70300908)
- NOTE:
MOT PLANS SHOW TRAFFIC IN POST-OPERATIONS CONFIGURATION. PLEASE REFER TO MOT TYPICAL SECTIONS AND ILLINOIS TOLLWAY STANDARD E2 FOR 1 AND 2 LANE CLOSURES WHEN REQUIRED, AS DICTATED BY MOT TYPICAL SECTIONS.

KEY MAP



DRAWN BY MAL DATE 3/11/2018
 CHECKED BY MPV DATE 3/11/2018

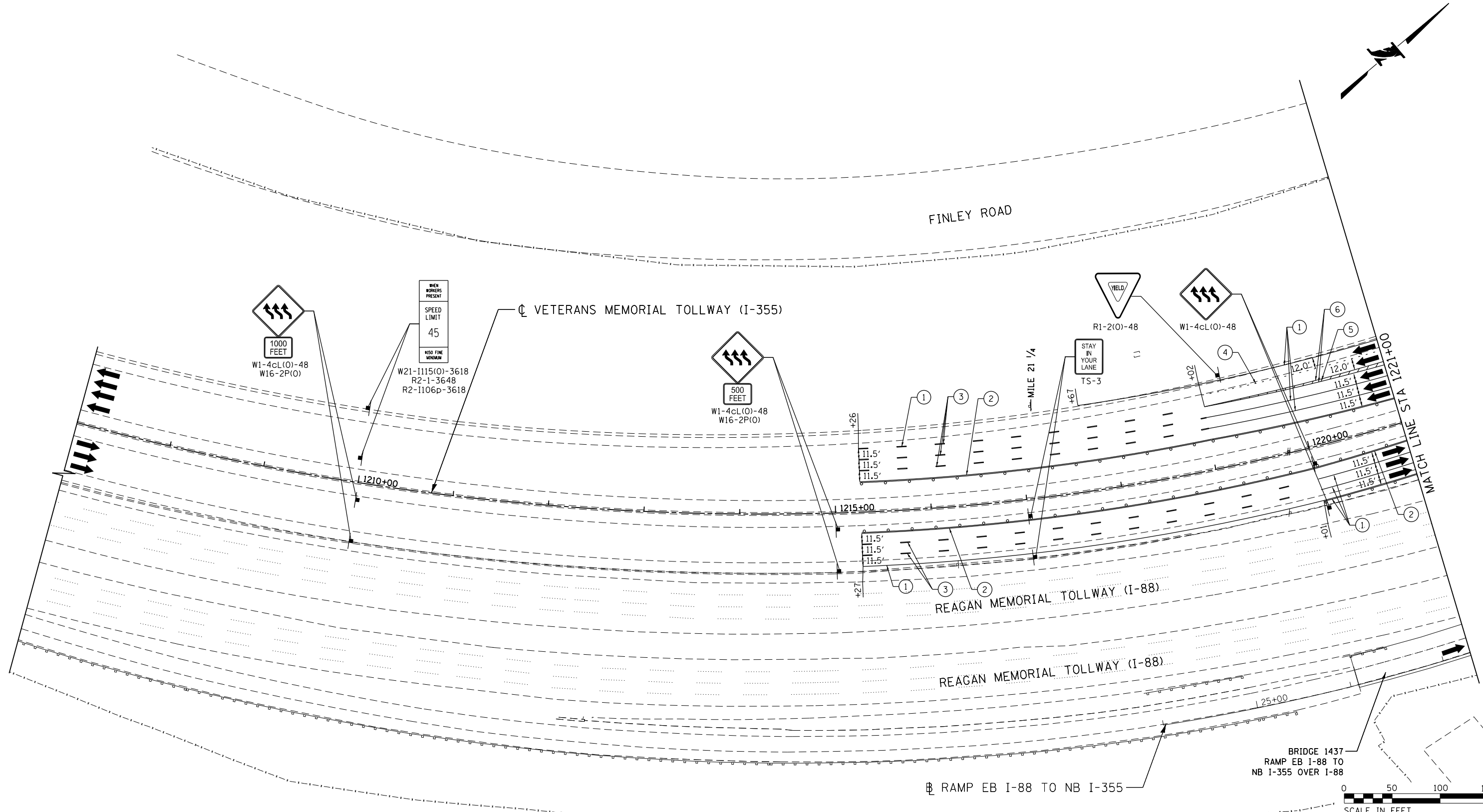


REVISIONS	
NO.	DATE

CONTRACT NO. RR-16-4255
 MOT STAGE 3C
 STA 1151+00 - STA 1165+00

MOT-271
 DRAWING NO.
 322 OF 1517

P:\projects\2018\20181616_Veterans Memorial Tollway\Drawings\Current\Drawings\Files\4255\Civil\Sheet\255-ah-1-10-18-1616.dgn
 Projects\2018\20181616_Veterans Memorial Tollway\Drawings\Current\Drawings\Files\4255\Civil\Sheet\255-ah-1-10-18-1616.dgn



MOT PLAN LEGEND:

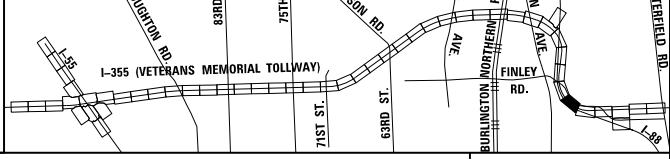
- CONSTRUCTION WORK ZONE
- PORT. CHANGEABLE MESSAGE SIGN
- DIRECTION OF TRAFFIC FLOW
- DIRECTION OF TRAFFIC FLOW, LANE CLOSED DURING OPERATIONS
- CONSTRUCTION SIGN

- TYPE II BARRICADES OR DRUMS WITH STEADY BURNING MONO-DIRECTIONAL LIGHT @ 50' CENTERS (25' CENTERS ALONG TAPERS AND RAMP)
- TYPE III BARRICADE WITH STEADY BURNING LIGHT
- ACCELERATED PCC PATCHING, CLASS B, 12 INCHES (JI442873, JI442874, JI442875, JI442894)
- EXISTING PAVEMENT MARKING
- WATERBLAST PAVEMENT MARKING REMOVAL WITH VACUUM RECOVERY (JT783005)

- PAVEMENT MARKING PLACED IN PREVIOUS STAGE
- PAVEMENT MARKING TAPE, TYPE IV 4" (SOLID, WHITE) (70300904)
- PAVEMENT MARKING TAPE, TYPE IV 4" (SOLID, YELLOW) (70300904)
- PAVEMENT MARKING TAPE, TYPE IV 4" (30' SKIP-10' DASH, WHITE) (70300904)
- PAVEMENT MARKING TAPE, TYPE IV 4" (6' SKIP-2' DASH, WHITE) (70300904)

- PAVEMENT MARKING TAPE, TYPE IV 12" (CHEVRONS, WHITE) (70300912)
 - PAVEMENT MARKING TAPE, TYPE IV 8" (SOLID, WHITE) (70300908)
- NOTE:
MOT PLANS SHOW TRAFFIC IN POST-OPERATIONS CONFIGURATION. PLEASE REFER TO MOT TYPICAL SECTIONS AND ILLINOIS TOLLWAY STANDARD E2 FOR 1 AND 2 LANE CLOSURES WHEN REQUIRED, AS DICTATED BY MOT TYPICAL SECTIONS.

KEY MAP



DRAWN BY MAL DATE 3/11/2018
 CHECKED BY MPV DATE 3/11/2018

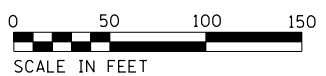
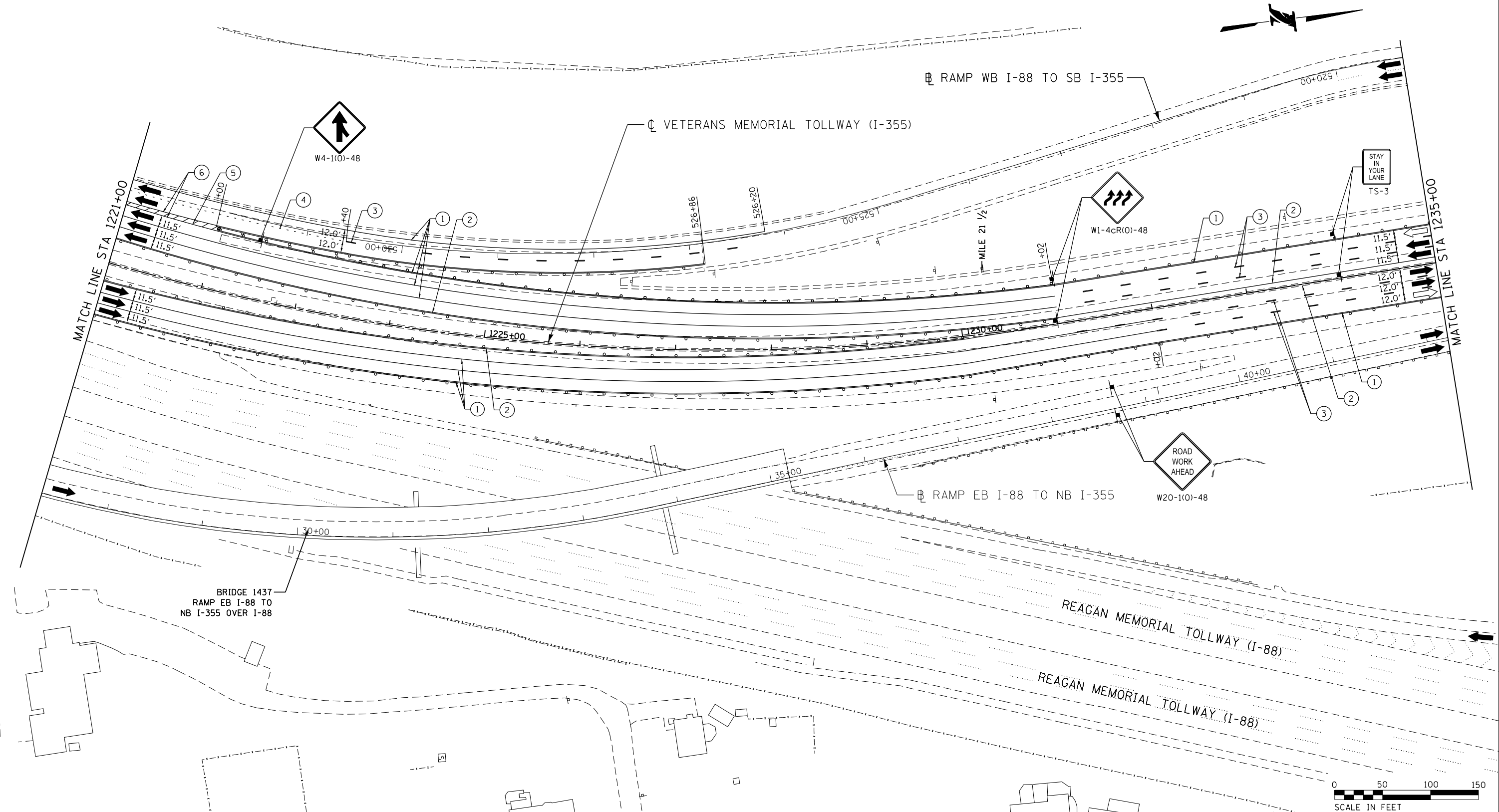


REVISIONS		
NO.	DATE	DESCRIPTION

CONTRACT NO. RR-16-4255
 MOT STAGE 3C
 STA 1207+00 - STA 1221+00

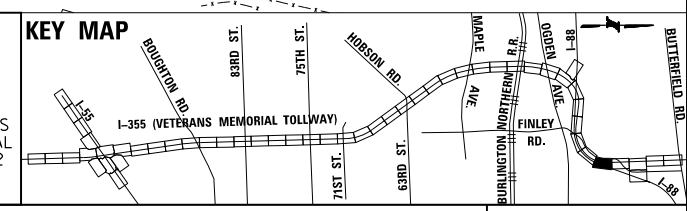
MOT-272
 DRAWING NO.
 323 OF 1517

P:\projects\2016\20161616-Veterans Memorial Tollway\Drawings\Current Drawings\Files\4255\Civil\Sheet\255-ahh-mot3c-PEL039.dgn



MOT PLAN LEGEND:		REVISIONS	
	CONSTRUCTION WORK ZONE	NO.	DATE
	PORT. CHANGEABLE MESSAGE SIGN		
	DIRECTION OF TRAFFIC FLOW		
	DIRECTION OF TRAFFIC FLOW, LANE CLOSED DURING OPERATIONS		
	CONSTRUCTION SIGN		
	TYPE II BARRICADES OR DRUMS WITH STEADY BURNING MONO-DIRECTIONAL LIGHT @ 50' CENTERS (25' CENTERS ALONG TAPERS AND RAMPS)		
	TYPE III BARRICADE WITH STEADY BURNING LIGHT		
	ACCELERATED PCC PATCHING, CLASS B, 12 INCHES (JI442873, JI442874, JI442875, JI442894)		
	(A) EXISTING PAVEMENT MARKING		
	(B) WATERBLAST PAVEMENT MARKING REMOVAL WITH VACUUM RECOVERY (JT783005)		
	(1) PAVEMENT MARKING TAPE, TYPE IV 4" (SOLID, WHITE) (70300904)		
	(2) PAVEMENT MARKING TAPE, TYPE IV 4" (SOLID, YELLOW) (70300904)		
	(3) PAVEMENT MARKING TAPE, TYPE IV 4" (30' SKIP-10' DASH, WHITE) (70300904)		
	(4) PAVEMENT MARKING TAPE, TYPE IV 4" (6' SKIP-2' DASH, WHITE) (70300904)		
	(5) PAVEMENT MARKING TAPE, TYPE IV 12" (CHEVRONS, WHITE) (70300912)		
	(6) PAVEMENT MARKING TAPE, TYPE IV 8" (SOLID, WHITE) (70300908)		

NOTE: MOT PLANS SHOW TRAFFIC IN POST-OPERATIONS CONFIGURATION. PLEASE REFER TO MOT TYPICAL SECTIONS AND ILLINOIS TOLLWAY STANDARD E2 FOR 1 AND 2 LANE CLOSURES WHEN REQUIRED, AS DICTATED BY MOT TYPICAL SECTIONS.

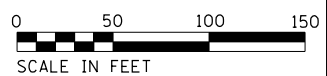
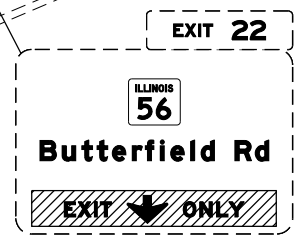
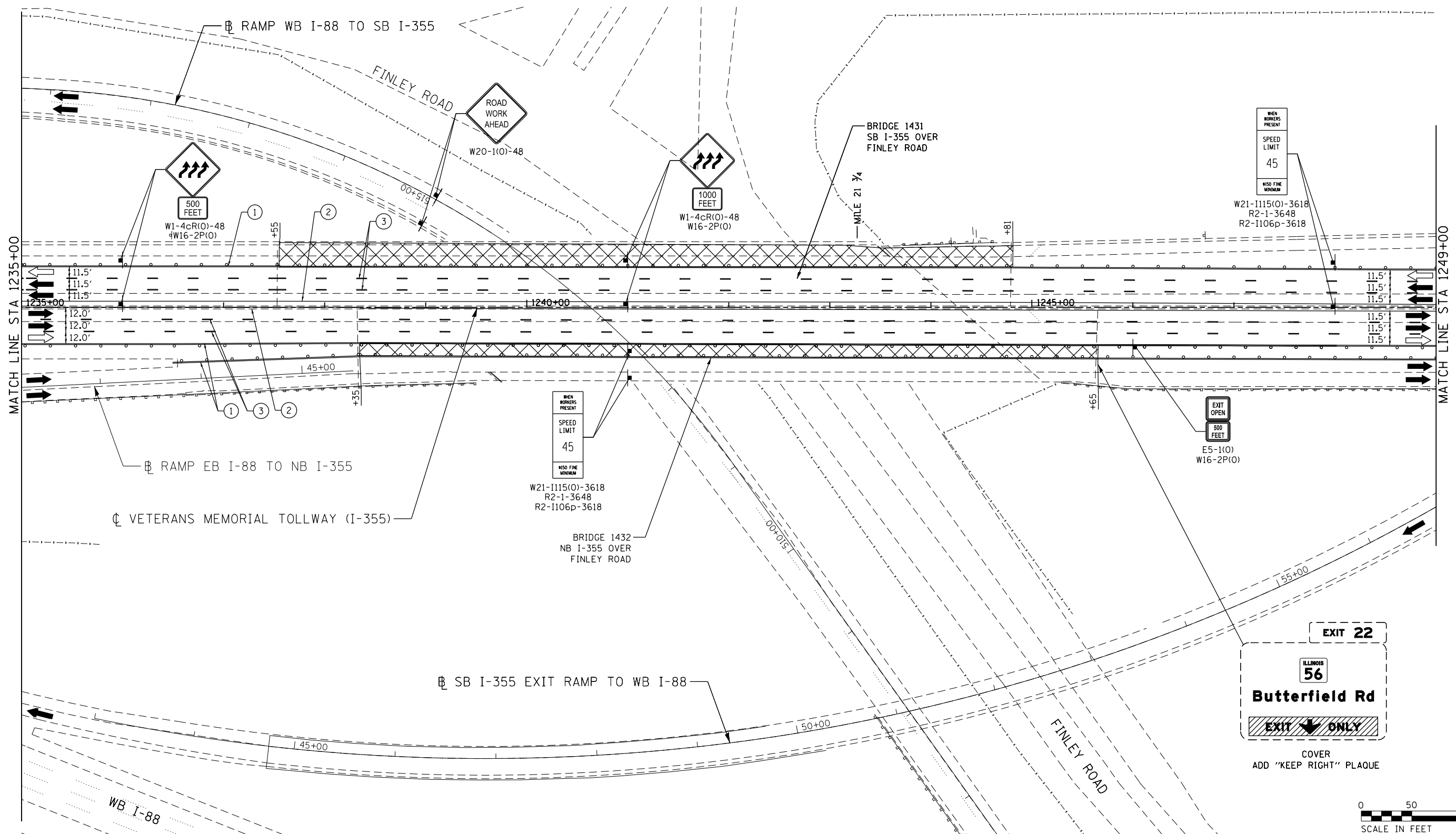


DRAWN BY MAL DATE 3/11/2018
 CHECKED BY MPV DATE 3/11/2018

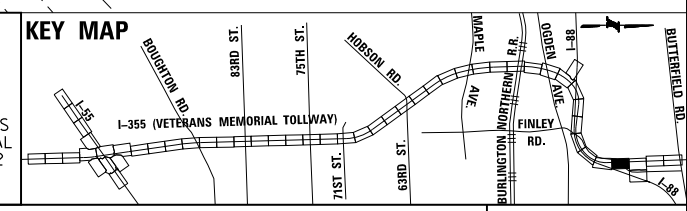


REVISIONS	
NO.	DESCRIPTION

CONTRACT NO. RR-16-4255
 MOT STAGE 3C
 STA 1221+00 - STA 1235+00
 MOT-273
 DRAWING NO. 324 OF 1517



MOT PLAN LEGEND:		REVISIONS	
	CONSTRUCTION WORK ZONE	NO.	DATE
	PORT. CHANGEABLE MESSAGE SIGN		DESCRIPTION
	DIRECTION OF TRAFFIC FLOW		
	DIRECTION OF TRAFFIC FLOW, LANE CLOSED DURING OPERATIONS		
	CONSTRUCTION SIGN		
	TYPE II BARRICADES OR DRUMS WITH STEADY BURNING MONO-DIRECTIONAL LIGHT @ 50' CENTERS (25' CENTERS ALONG TAPERS AND RAMP)		
	TYPE III BARRICADE WITH STEADY BURNING LIGHT ACCELERATED PCC PATCHING, CLASS B, 12 INCHES (JI442873, JI442874, JI442875, JI442894)		
	(A) EXISTING PAVEMENT MARKING		
	(B) WATERBLAST PAVEMENT MARKING REMOVAL WITH VACUUM RECOVERY (JT783005)		
	(1) PAVEMENT MARKING TAPE, TYPE IV 4" (SOLID, WHITE) (70300904)		
	(2) PAVEMENT MARKING TAPE, TYPE IV 4" (SOLID, YELLOW) (70300904)		
	(3) PAVEMENT MARKING TAPE, TYPE IV 4" (30' SKIP-10' DASH, WHITE) (70300904)		
	(4) PAVEMENT MARKING TAPE, TYPE IV 4" (6' SKIP-2' DASH, WHITE) (70300904)		
	(5) PAVEMENT MARKING TAPE, TYPE IV 12" (CHEVRONS, WHITE) (70300912)		
	(6) PAVEMENT MARKING TAPE, TYPE IV 8" (SOLID, WHITE) (70300908)		



NOTE:
MOT PLANS SHOW TRAFFIC IN POST-OPERATIONS CONFIGURATION. PLEASE REFER TO MOT TYPICAL SECTIONS AND ILLINOIS TOLLWAY STANDARD E2 FOR 1 AND 2 LANE CLOSURES WHEN REQUIRED, AS DICTATED BY MOT TYPICAL SECTIONS.

DRAWN BY MAL DATE 3/11/2018
CHECKED BY MPV DATE 3/11/2018

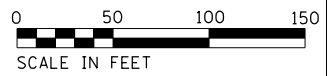
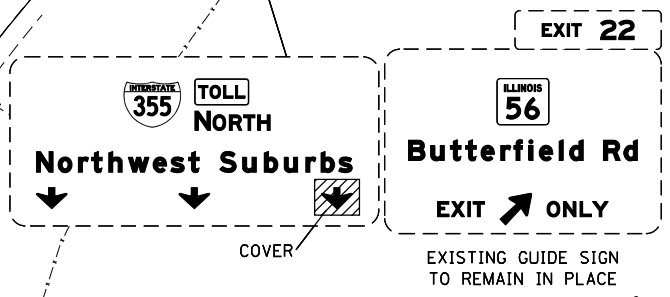
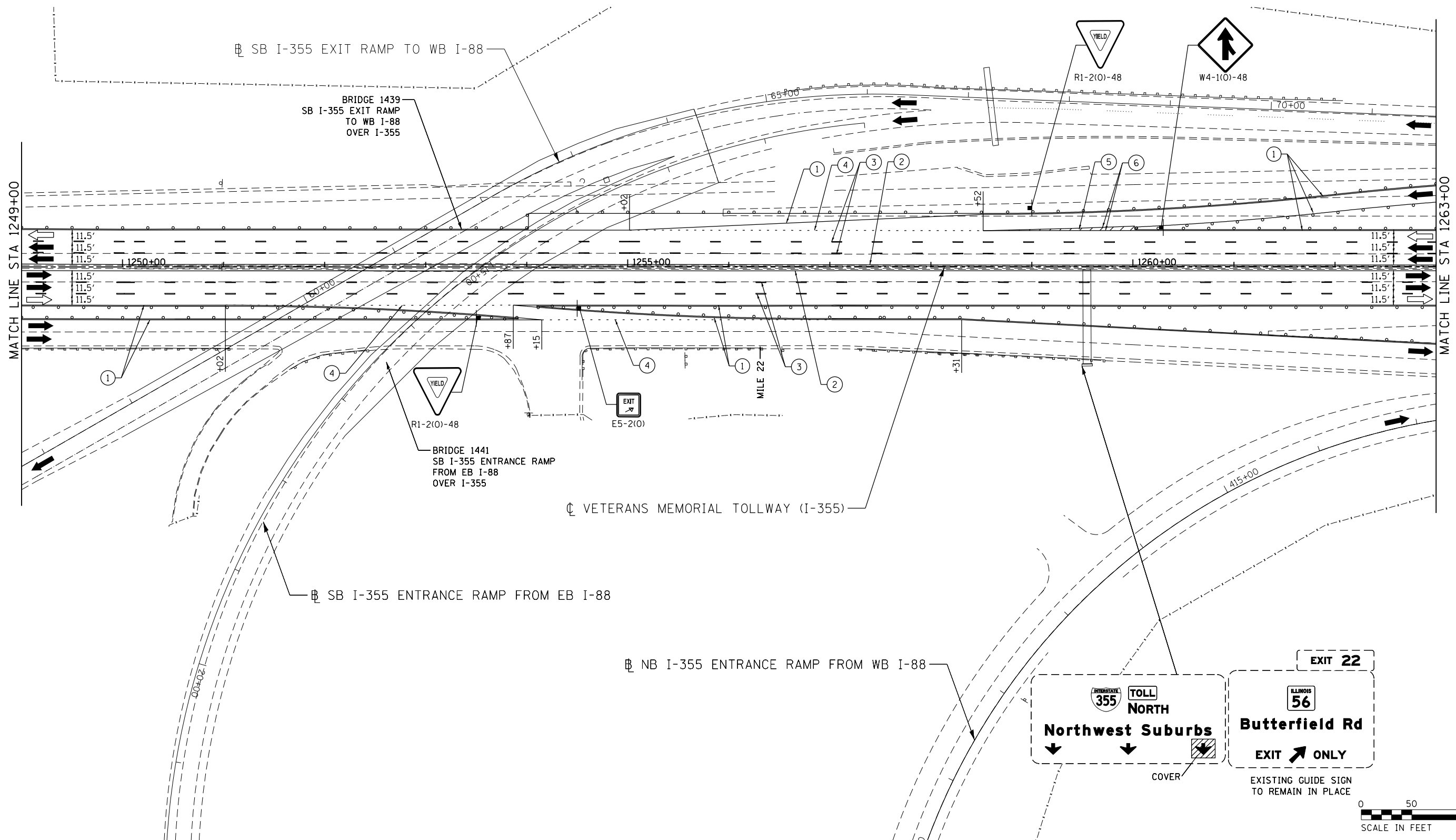
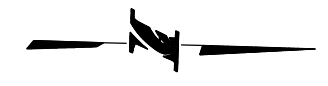


REVISIONS	
NO.	DATE

CONTRACT NO. RR-16-4255
MOT STAGE 3C
STA 1235+00 - STA 1249+00

MOT-274
DRAWING NO. 325 OF 1517

Projects\2016\20161616 - Veterans Memorial Tollway\Drawings\Current Drawings Files\4255\Civil\Sheet\255-ah-1030-PEL040.dgn
 P:\proj\pman\01\primera\schicagocamp\PR001\Documents\01\Projects\2016\20161616 - Veterans Memorial Tollway\Drawings\Current Drawings Files\4255\Civil\Sheet\255-ah-1030-PEL040.dgn



MOT PLAN LEGEND:

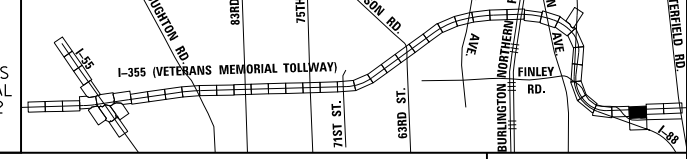
- CONSTRUCTION WORK ZONE
- PORT. CHANGEABLE MESSAGE SIGN
- DIRECTION OF TRAFFIC FLOW
- DIRECTION OF TRAFFIC FLOW, LANE CLOSED DURING OPERATIONS
- CONSTRUCTION SIGN

- TYPE II BARRICADES OR DRUMS WITH STEADY BURNING MONO-DIRECTIONAL LIGHT @ 50' CENTERS (25' CENTERS ALONG TAPERS AND RAMP)
- TYPE III BARRICADE WITH STEADY BURNING LIGHT
- ACCELERATED PCC PATCHING, CLASS B, 12 INCHES (JI442873, JI442874, JI442875, JI442894)
- EXISTING PAVEMENT MARKING
- WATERBLAST PAVEMENT MARKING REMOVAL WITH VACUUM RECOVERY (JT783005)

- PAVEMENT MARKING PLACED IN PREVIOUS STAGE
- PAVEMENT MARKING TAPE, TYPE IV 4" (SOLID, WHITE) (70300904)
- PAVEMENT MARKING TAPE, TYPE IV 4" (SOLID, YELLOW) (70300904)
- PAVEMENT MARKING TAPE, TYPE IV 4" (30' SKIP-10' DASH, WHITE) (70300904)
- PAVEMENT MARKING TAPE, TYPE IV 4" (6' SKIP-2' DASH, WHITE) (70300904)

- PAVEMENT MARKING TAPE, TYPE IV 12" (CHEVRONS, WHITE) (70300912)
 - PAVEMENT MARKING TAPE, TYPE IV 8" (SOLID, WHITE) (70300908)
- NOTE: MOT PLANS SHOW TRAFFIC IN POST-OPERATIONS CONFIGURATION. PLEASE REFER TO MOT TYPICAL SECTIONS AND ILLINOIS TOLLWAY STANDARD E2 FOR 1 AND 2 LANE CLOSURES WHEN REQUIRED, AS DICTATED BY MOT TYPICAL SECTIONS.

KEY MAP



DRAWN BY MAL DATE 3/11/2018
 CHECKED BY MPV DATE 3/11/2018



REVISIONS		
NO.	DATE	DESCRIPTION

CONTRACT NO. RR-16-4255
 MOT STAGE 3C
 STA 1249+00 - STA 1263+00

MOT-275
 DRAWING NO. 326 OF 1517

P:\projects\2016\20161616-Veterans Memorial Tollway\Drawings\Current Drawings\Files\4255\Civil\Sheet\255-ah-1-no-130-PEL041.dgn

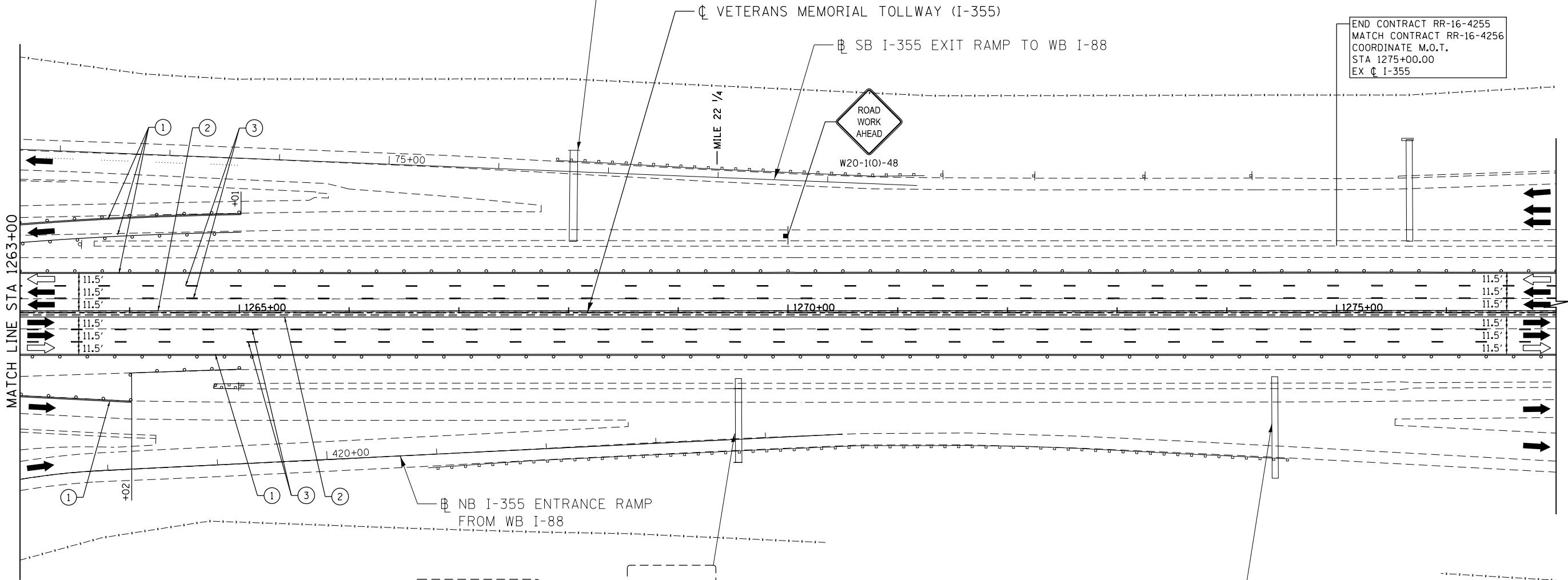


EXIT 20

SOUTH TOLLWAY
Joliet
KEEP LEFT

EAST TOLLWAY **WEST TOLLWAY**
Chicago **Aurora**
KEEP RIGHT

END CONTRACT RR-16-4255
 MATCH CONTRACT RR-16-4256
 COORDINATE M.O.T.
 STA 1275+00.00
 EX C I-355

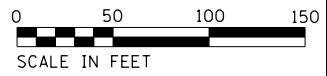


NORTH TOLLWAY
Northwest Suburbs
KEEP LEFT

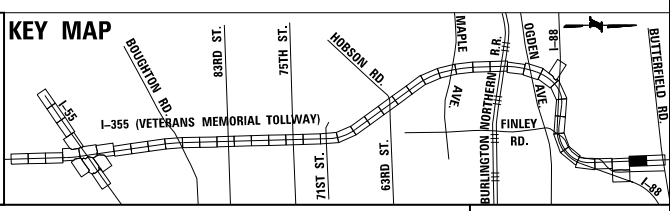
56
Butterfield Rd
KEEP RIGHT

TOLL NORTH
Northwest Suburbs

NORTH TOLLWAY
Northwest Suburbs



MOT PLAN LEGEND:		REVISIONS	
	CONSTRUCTION WORK ZONE	NO.	DATE
	PORT. CHANGEABLE MESSAGE SIGN		DESCRIPTION
	DIRECTION OF TRAFFIC FLOW		
	DIRECTION OF TRAFFIC FLOW, LANE CLOSED DURING OPERATIONS		
	CONSTRUCTION SIGN		
	TYPE II BARRICADES OR DRUMS WITH STEADY BURNING MONO-DIRECTIONAL LIGHT @ 50' CENTERS (25' CENTERS ALONG TAPERS AND RAMP)		
	TYPE III BARRICADE WITH STEADY BURNING LIGHT ACCELERATED PCC PATCHING, CLASS B, 12 INCHES (JI442873, JI442874, JI442875, JI442894)		
	(A) EXISTING PAVEMENT MARKING		
	(B) WATERBLAST PAVEMENT MARKING REMOVAL WITH VACUUM RECOVERY (JT783005)		
	(C) PAVEMENT MARKING PLACED IN PREVIOUS STAGE		
	(1) PAVEMENT MARKING TAPE, TYPE IV 4" (SOLID, WHITE) (70300904)		
	(2) PAVEMENT MARKING TAPE, TYPE IV 4" (SOLID, YELLOW) (70300904)		
	(3) PAVEMENT MARKING TAPE, TYPE IV 4" (30' SKIP-10' DASH, WHITE) (70300904)		
	(4) PAVEMENT MARKING TAPE, TYPE IV 4" (6' SKIP-2' DASH, WHITE) (70300904)		
	(5) PAVEMENT MARKING TAPE, TYPE IV 12" (CHEVRONS, WHITE) (70300912)		
	(6) PAVEMENT MARKING TAPE, TYPE IV 8" (SOLID, WHITE) (70300908)		



NOTE:
 MOT PLANS SHOW TRAFFIC IN POST-OPERATIONS CONFIGURATION. PLEASE REFER TO MOT TYPICAL SECTIONS AND ILLINOIS TOLLWAY STANDARD E2 FOR 1 AND 2 LANE CLOSURES WHEN REQUIRED, AS DICTATED BY MOT TYPICAL SECTIONS.

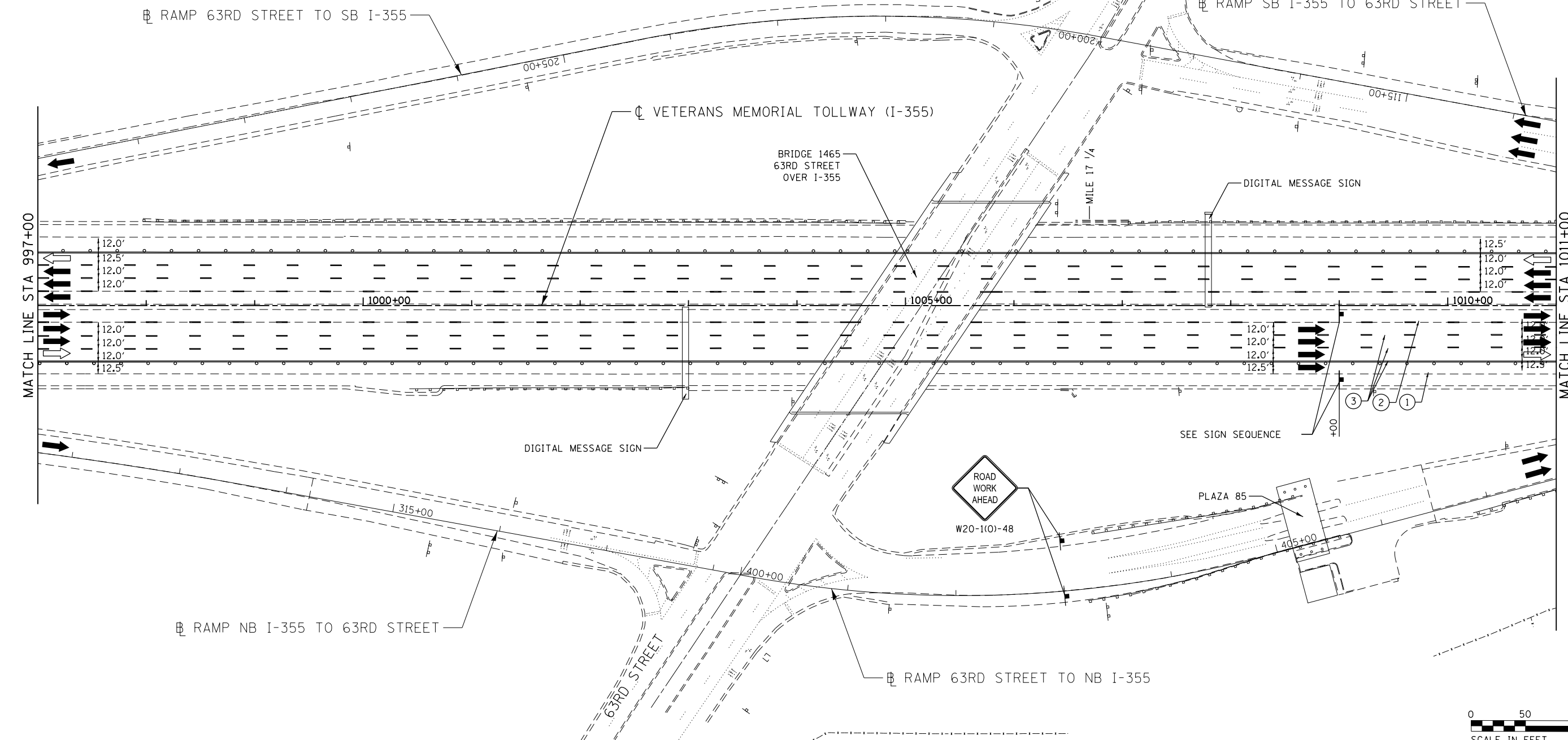
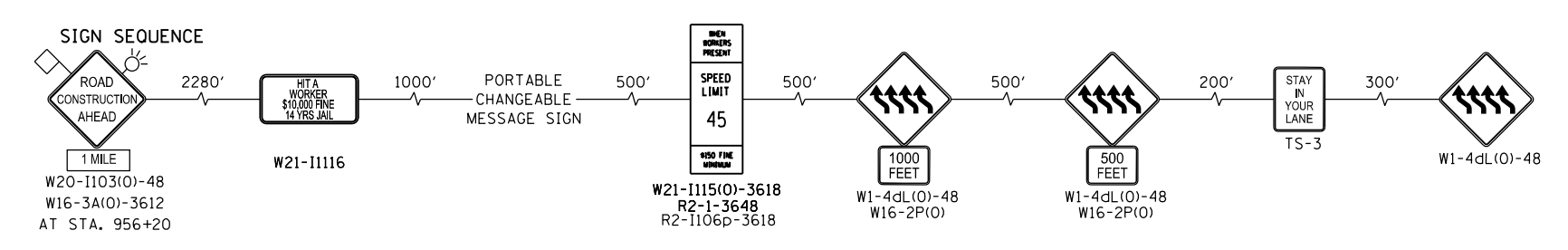

P:\proj\pman\01\primera\chicago\p\RR16-4255\Documents\01\Projects\2016\20161616-Veterans Memorial Tollway\Drawings\Current\Drawings\Files\4255\Civil\Sheet\4255-ahb-no13C-PEL042.dgn

DRAWN BY MAL DATE 3/11/2018
 CHECKED BY MPV DATE 3/11/2018



REVISIONS	
NO.	DATE

CONTRACT NO. RR-16-4255 MOT-276
 MOT STAGE 3C DRAWING NO. 327 OF 1517
 STA 1263+00 - STA 1277+00



MOT PLAN LEGEND:

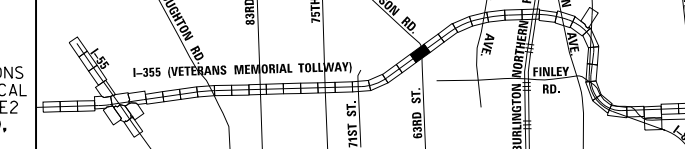
- CONSTRUCTION WORK ZONE
- PORT. CHANGEABLE MESSAGE SIGN
- DIRECTION OF TRAFFIC FLOW
- DIRECTION OF TRAFFIC FLOW, LANE CLOSED DURING OPERATIONS
- CONSTRUCTION SIGN

- TYPE II BARRICADES OR DRUMS WITH STEADY BURNING MONO-DIRECTIONAL LIGHT @ 50' CENTERS (25' CENTERS ALONG TAPERS AND RAMP)
- TYPE III BARRICADE WITH STEADY BURNING LIGHT
- ACCELERATED PCC PATCHING, CLASS B, 12 INCHES (JI442873, JI442874, JI442875, JI442894)
- EXISTING PAVEMENT MARKING
- WATERBLAST PAVEMENT MARKING REMOVAL WITH VACUUM RECOVERY (JT783005)

- PAVEMENT MARKING PLACED IN PREVIOUS STAGE
- PAVEMENT MARKING TAPE, TYPE IV 4" (SOLID, WHITE) (70300904)
- PAVEMENT MARKING TAPE, TYPE IV 4" (SOLID, YELLOW) (70300904)
- PAVEMENT MARKING TAPE, TYPE IV 4" (30' SKIP-10' DASH, WHITE) (70300904)
- PAVEMENT MARKING TAPE, TYPE IV 4" (6' SKIP-2' DASH, WHITE) (70300904)

- PAVEMENT MARKING TAPE, TYPE IV 12" (CHEVRONS, WHITE) (70300912)
 - PAVEMENT MARKING TAPE, TYPE IV 8" (SOLID, WHITE) (70300908)
- NOTE: MOT PLANS SHOW TRAFFIC IN POST-OPERATIONS CONFIGURATION. PLEASE REFER TO MOT TYPICAL SECTIONS AND ILLINOIS TOLLWAY STANDARD E2 FOR 1 AND 2 LANE CLOSURES WHEN REQUIRED, AS DICTATED BY MOT TYPICAL SECTIONS.

KEY MAP



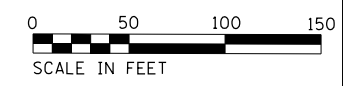
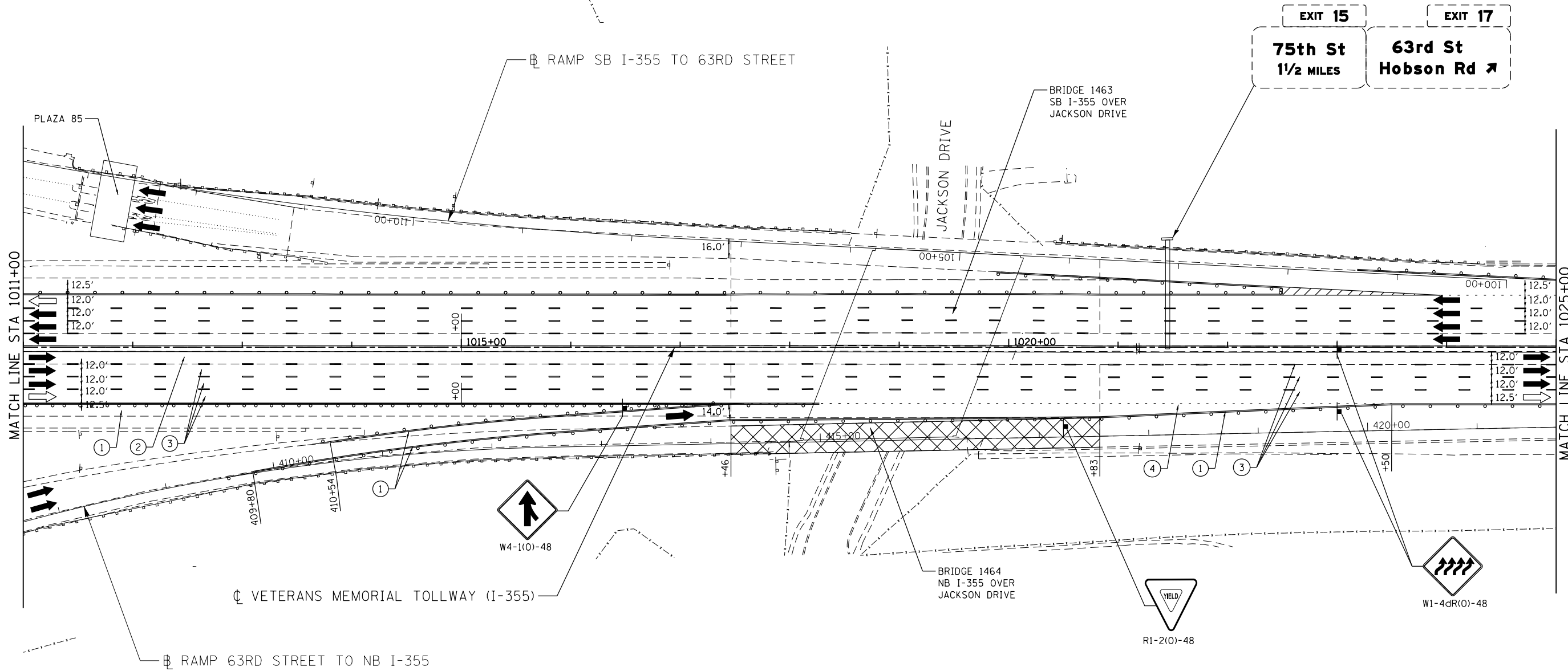

DRAWN BY MAL DATE 3/11/2018
 CHECKED BY MPV DATE 3/11/2018



REVISIONS		
NO.	DATE	DESCRIPTION

CONTRACT NO. RR-16-4255
 MOT STAGE 3D
 STA 997+00 - STA 1011+00

MOT-277
 DRAWING NO.
 328 OF 1517



MOT PLAN LEGEND:

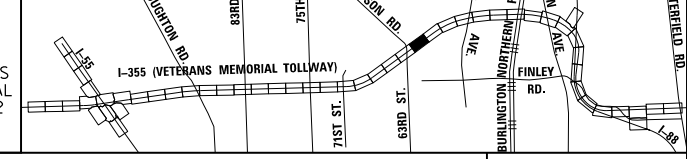
- CONSTRUCTION WORK ZONE
- PORT. CHANGEABLE MESSAGE SIGN
- DIRECTION OF TRAFFIC FLOW
- DIRECTION OF TRAFFIC FLOW, LANE CLOSED DURING OPERATIONS
- CONSTRUCTION SIGN

- TYPE II BARRICADES OR DRUMS WITH STEADY BURNING MONO-DIRECTIONAL LIGHT @ 50' CENTERS (25' CENTERS ALONG TAPERS AND RAMP)
- TYPE III BARRICADE WITH STEADY BURNING LIGHT
- ACCELERATED PCC PATCHING, CLASS B, 12 INCHES (JI442873, JI442874, JI442875, JI442894)
- EXISTING PAVEMENT MARKING
- WATERBLAST PAVEMENT MARKING REMOVAL WITH VACUUM RECOVERY (JT783005)

- PAVEMENT MARKING PLACED IN PREVIOUS STAGE
- PAVEMENT MARKING TAPE, TYPE IV 4" (SOLID, WHITE) (70300904)
- PAVEMENT MARKING TAPE, TYPE IV 4" (SOLID, YELLOW) (70300904)
- PAVEMENT MARKING TAPE, TYPE IV 4" (30' SKIP-10' DASH, WHITE) (70300904)
- PAVEMENT MARKING TAPE, TYPE IV 4" (6' SKIP-2' DASH, WHITE) (70300904)

- PAVEMENT MARKING TAPE, TYPE IV 12" (CHEVRONS, WHITE) (70300912)
 - PAVEMENT MARKING TAPE, TYPE IV 8" (SOLID, WHITE) (70300908)
- NOTE:
MOT PLANS SHOW TRAFFIC IN POST-OPERATIONS CONFIGURATION. PLEASE REFER TO MOT TYPICAL SECTIONS AND ILLINOIS TOLLWAY STANDARD E2 FOR 1 AND 2 LANE CLOSURES WHEN REQUIRED, AS DICTATED BY MOT TYPICAL SECTIONS.

KEY MAP



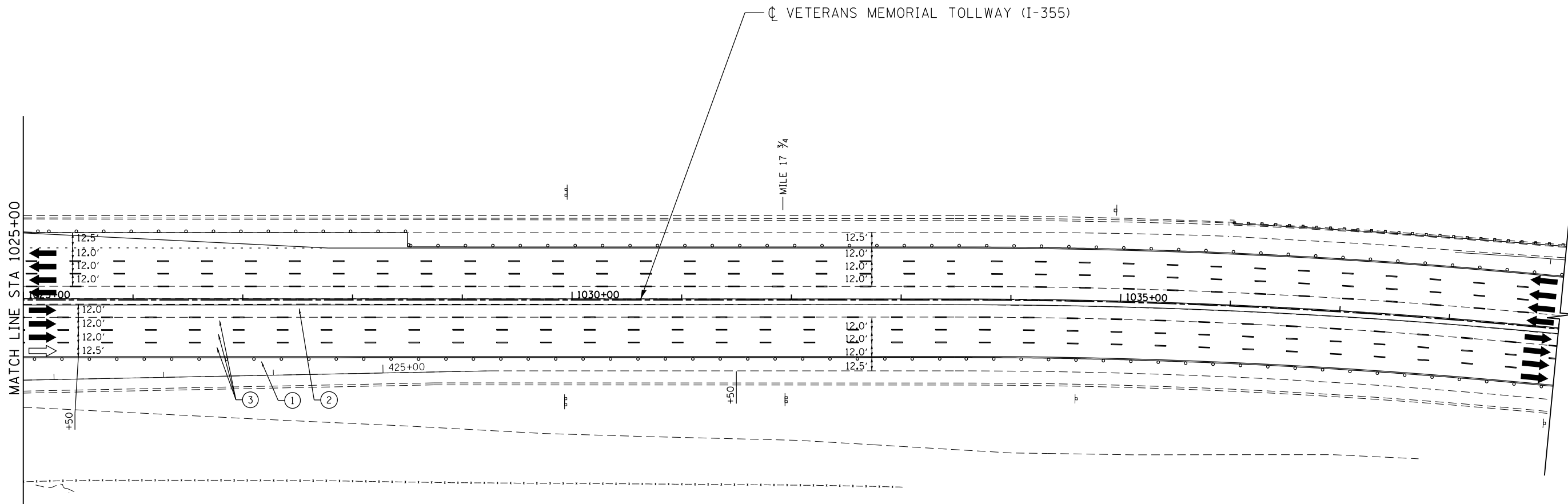

DRAWN BY MAL DATE 3/11/2018
 CHECKED BY MPV DATE 3/11/2018



REVISIONS	
NO.	DESCRIPTION

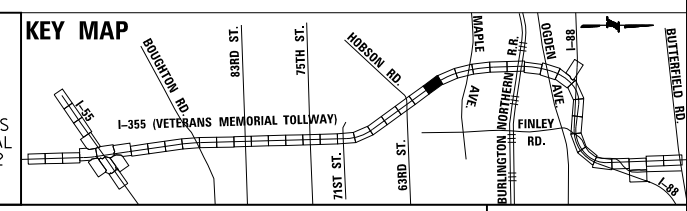
CONTRACT NO. RR-16-4255
 MOT STAGE 3D
 STA 1011+00 - STA 1025+00

MOT-278
 DRAWING NO.
 329 OF 1517



MOT PLAN LEGEND:		REVISIONS	
	CONSTRUCTION WORK ZONE	NO.	DATE
	PORT. CHANGEABLE MESSAGE SIGN		
	DIRECTION OF TRAFFIC FLOW		
	DIRECTION OF TRAFFIC FLOW, LANE CLOSED DURING OPERATIONS		
	CONSTRUCTION SIGN		
	TYPE II BARRICADES OR DRUMS WITH STEADY BURNING MONO-DIRECTIONAL LIGHT @ 50' CENTERS (25' CENTERS ALONG TAPERS AND RAMP)	⑤	PAVEMENT MARKING TAPE, TYPE IV 12" (CHEVRONS, WHITE) (70300912)
	TYPE III BARRICADE WITH STEADY BURNING LIGHT	⑥	PAVEMENT MARKING TAPE, TYPE IV 8" (SOLID, WHITE) (70300908)
	ACCELERATED PCC PATCHING, CLASS B, 12 INCHES (JI442873, JI442874, JI442875, JI442894)		
	(A) EXISTING PAVEMENT MARKING		
	(B) WATERBLAST PAVEMENT MARKING REMOVAL WITH VACUUM RECOVERY (JT783005)		
	(C) PAVEMENT MARKING PLACED IN PREVIOUS STAGE		
	① PAVEMENT MARKING TAPE, TYPE IV 4" (SOLID, WHITE) (70300904)		
	② PAVEMENT MARKING TAPE, TYPE IV 4" (SOLID, YELLOW) (70300904)		
	③ PAVEMENT MARKING TAPE, TYPE IV 4" (30' SKIP-10' DASH, WHITE) (70300904)		
	④ PAVEMENT MARKING TAPE, TYPE IV 4" (6' SKIP-2' DASH, WHITE) (70300904)		

NOTE:
MOT PLANS SHOW TRAFFIC IN POST-OPERATIONS CONFIGURATION. PLEASE REFER TO MOT TYPICAL SECTIONS AND ILLINOIS TOLLWAY STANDARD E2 FOR 1 AND 2 LANE CLOSURES WHEN REQUIRED, AS DICTATED BY MOT TYPICAL SECTIONS.



DRAWN BY MAL DATE 3/11/2018
CHECKED BY MPV DATE 3/11/2018

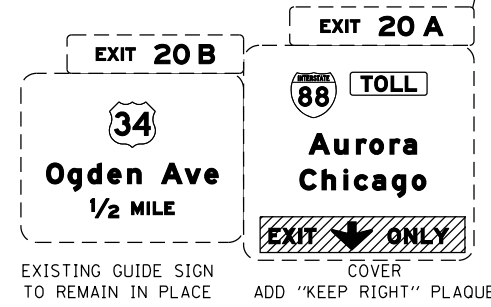
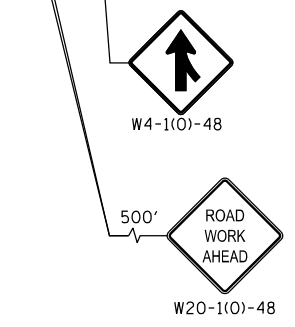
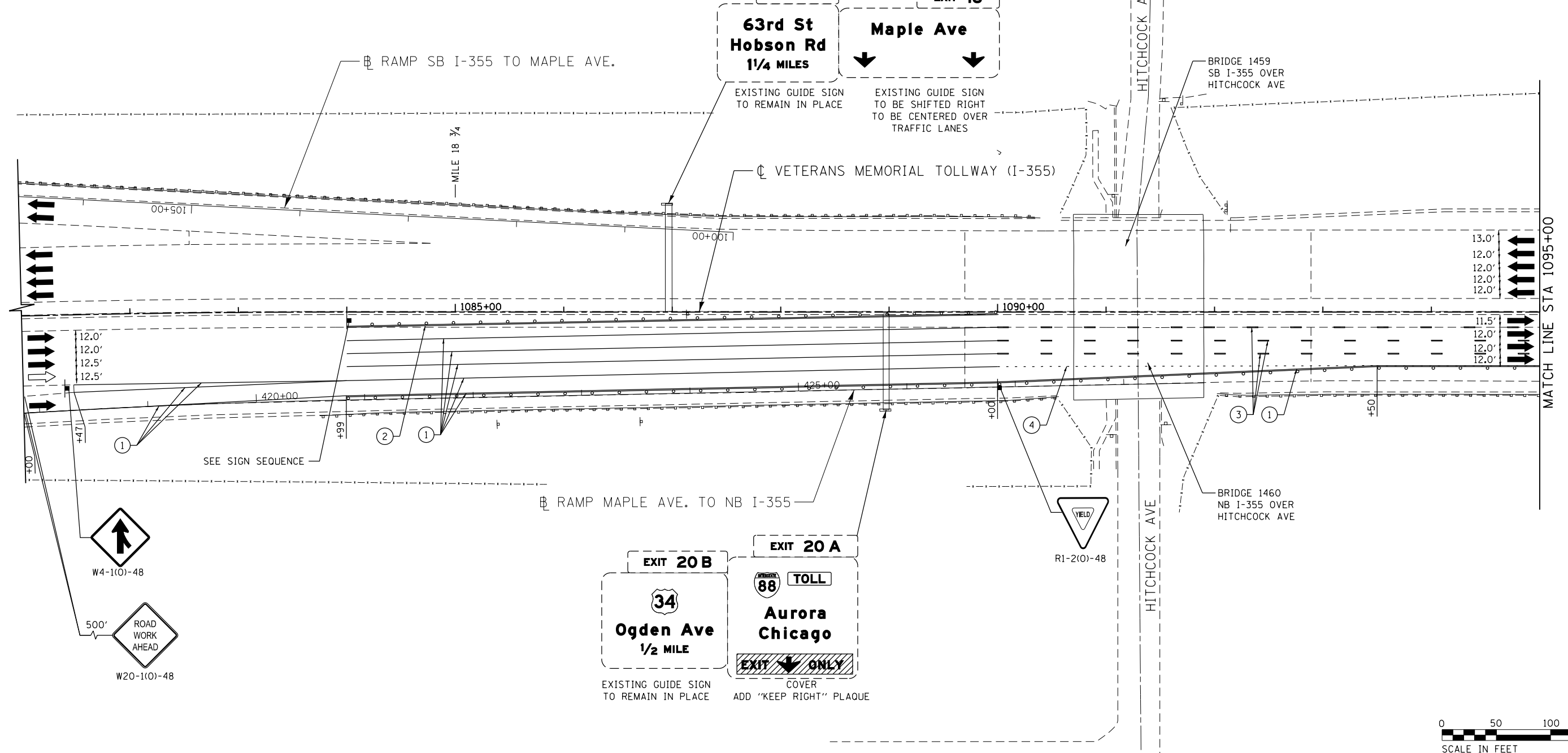
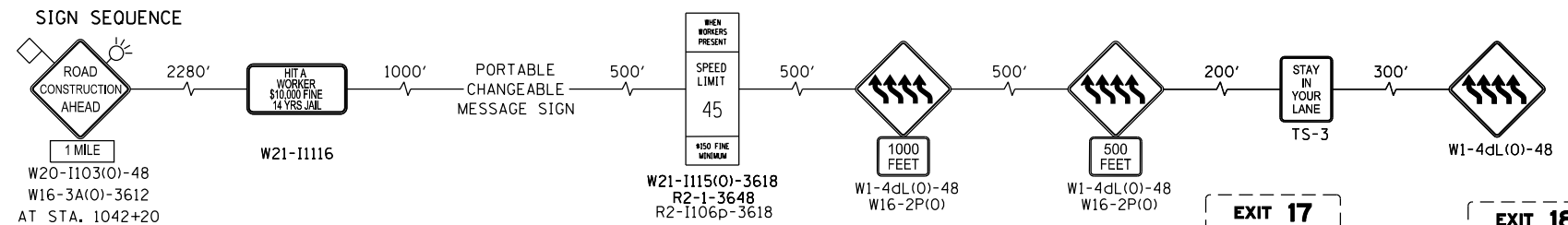


REVISIONS	
NO.	DATE

CONTRACT NO. RR-16-4255
MOT STAGE 3D
STA 1025+00 - STA 1039+00

MOT-279
DRAWING NO.
330 OF 1517

P:\proj\pumar01\primera\chicago\comp\PR001\Documents\01\Projects\2016\20161616_Veterans Memorial Tollway\Drawings\Current\Drawings\Files\4255\Civil\Sheet\4255-ahb-mot3D-PEL025.dgn



MOT PLAN LEGEND:

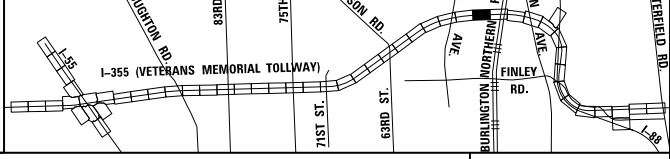
- CONSTRUCTION WORK ZONE
- PORT. CHANGEABLE MESSAGE SIGN
- DIRECTION OF TRAFFIC FLOW
- DIRECTION OF TRAFFIC FLOW, LANE CLOSED DURING OPERATIONS
- CONSTRUCTION SIGN

- TYPE II BARRICADES OR DRUMS WITH STEADY BURNING MONO-DIRECTIONAL LIGHT @ 50' CENTERS (25' CENTERS ALONG TAPERS AND RAMPS)
- TYPE III BARRICADE WITH STEADY BURNING LIGHT ACCELERATED PCC PATCHING, CLASS B, 12 INCHES (JI442873, JI442874, JI442875, JI442894)
- EXISTING PAVEMENT MARKING
- WATERBLAST PAVEMENT MARKING REMOVAL WITH VACUUM RECOVERY (JT783005)

- PAVEMENT MARKING PLACED IN PREVIOUS STAGE
- PAVEMENT MARKING TAPE, TYPE IV 4" (SOLID, WHITE) (70300904)
- PAVEMENT MARKING TAPE, TYPE IV 4" (SOLID, YELLOW) (70300904)
- PAVEMENT MARKING TAPE, TYPE IV 4" (30' SKIP-10" DASH, WHITE) (70300904)
- PAVEMENT MARKING TAPE, TYPE IV 4" (6' SKIP-2" DASH, WHITE) (70300904)

- PAVEMENT MARKING TAPE, TYPE IV 12" (CHEVRONS, WHITE) (70300912)
 - PAVEMENT MARKING TAPE, TYPE IV 8" (SOLID, WHITE) (70300908)
- NOTE: MOT PLANS SHOW TRAFFIC IN POST-OPERATIONS CONFIGURATION. PLEASE REFER TO MOT TYPICAL SECTIONS AND ILLINOIS TOLLWAY STANDARD E2 FOR 1 AND 2 LANE CLOSURES WHEN REQUIRED, AS DICTATED BY MOT TYPICAL SECTIONS.

KEY MAP

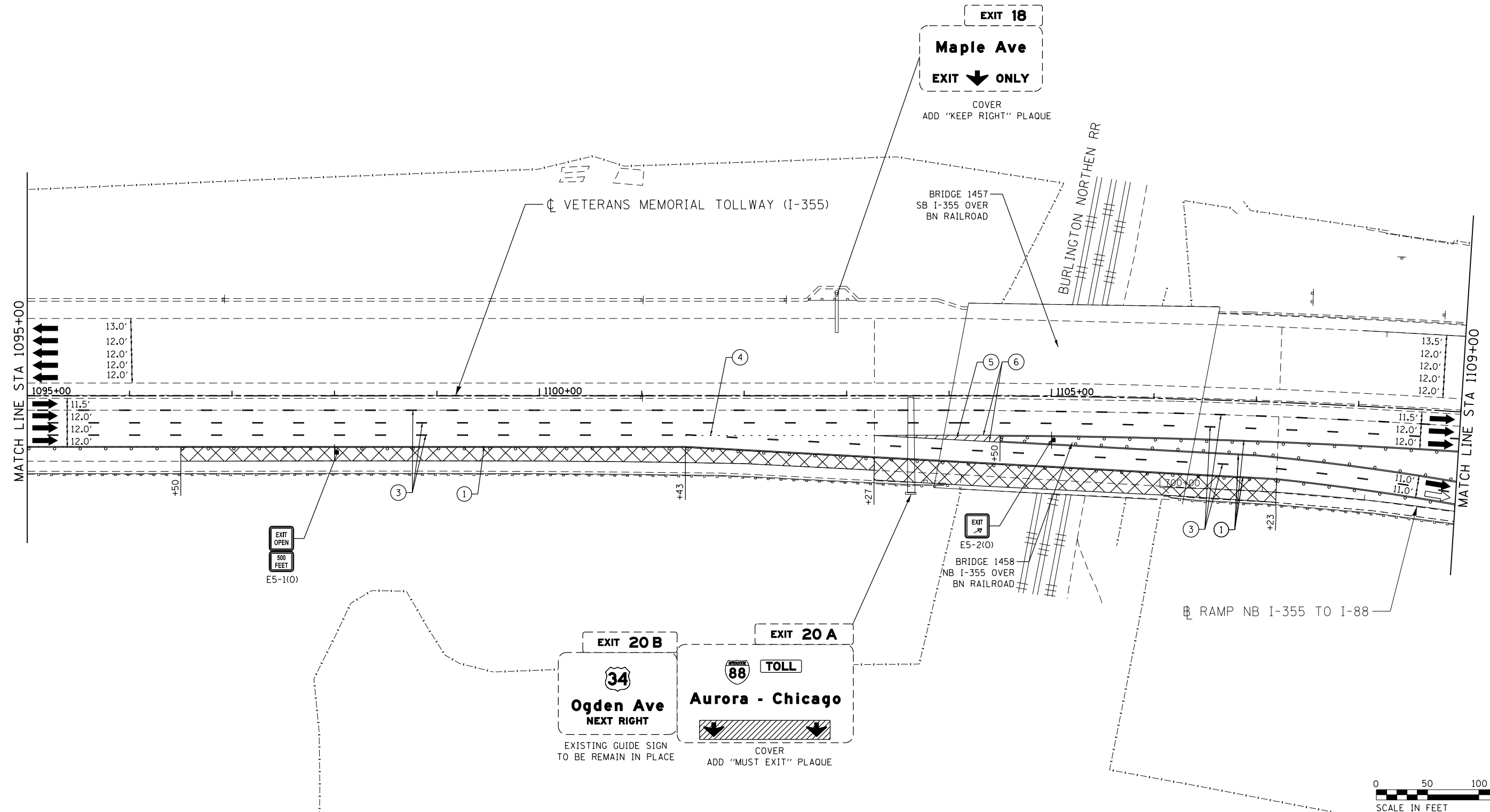


DRAWN BY MAL DATE 3/11/2018
 CHECKED BY MPV DATE 3/11/2018



REVISIONS		
NO.	DATE	DESCRIPTION

CONTRACT NO. RR-16-4255
 MOT STAGE 3D
 STA 1081+00 - STA 1095+00
 MOT-280
 DRAWING NO. 331 OF 1517



MOT PLAN LEGEND:

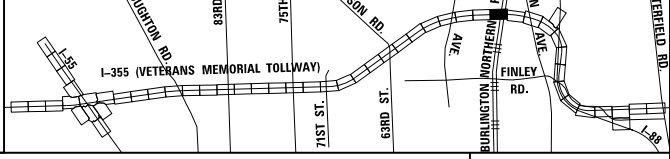
- CONSTRUCTION WORK ZONE
- PORT. CHANGEABLE MESSAGE SIGN
- DIRECTION OF TRAFFIC FLOW
- DIRECTION OF TRAFFIC FLOW, LANE CLOSED DURING OPERATIONS
- CONSTRUCTION SIGN

- TYPE II BARRICADES OR DRUMS WITH STEADY BURNING MONO-DIRECTIONAL LIGHT @ 50' CENTERS (25' CENTERS ALONG TAPERS AND RAMPS)
- TYPE III BARRICADE WITH STEADY BURNING LIGHT
- ACCELERATED PCC PATCHING, CLASS B, 12 INCHES (JI442873, JI442874, JI442875, JI442894)
- EXISTING PAVEMENT MARKING
- WATERBLAST PAVEMENT MARKING REMOVAL WITH VACUUM RECOVERY (JT783005)

- PAVEMENT MARKING PLACED IN PREVIOUS STAGE
- PAVEMENT MARKING TAPE, TYPE IV 4" (SOLID, WHITE) (70300904)
- PAVEMENT MARKING TAPE, TYPE IV 4" (SOLID, YELLOW) (70300904)
- PAVEMENT MARKING TAPE, TYPE IV 4" (30' SKIP-10" DASH, WHITE) (70300904)
- PAVEMENT MARKING TAPE, TYPE IV 4" (6' SKIP-2" DASH, WHITE) (70300904)

- PAVEMENT MARKING TAPE, TYPE IV 12" (CHEVRONS, WHITE) (70300912)
 - PAVEMENT MARKING TAPE, TYPE IV 8" (SOLID, WHITE) (70300908)
- NOTE:
MOT PLANS SHOW TRAFFIC IN POST-OPERATIONS CONFIGURATION. PLEASE REFER TO MOT TYPICAL SECTIONS AND ILLINOIS TOLLWAY STANDARD E2 FOR 1 AND 2 LANE CLOSURES WHEN REQUIRED, AS DICTATED BY MOT TYPICAL SECTIONS.

KEY MAP




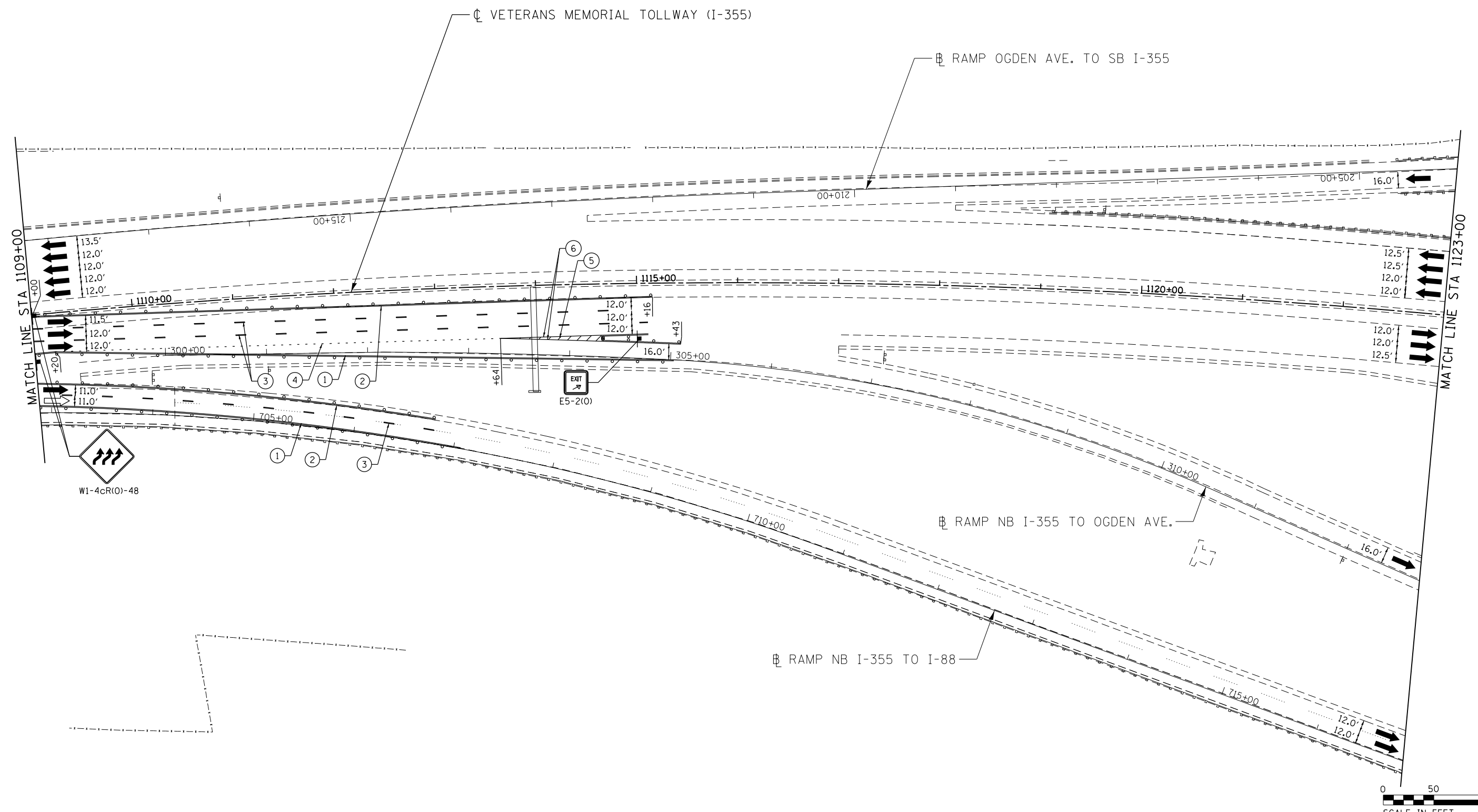
DRAWN BY MAL DATE 3/11/2018
 CHECKED BY MPV DATE 3/11/2018



REVISIONS		
NO.	DATE	DESCRIPTION

CONTRACT NO. RR-16-4255
 MOT STAGE 3D
 STA 1095+00 - STA 1109+00

MOT-281
 DRAWING NO.
 332 OF 1517



MOT PLAN LEGEND:

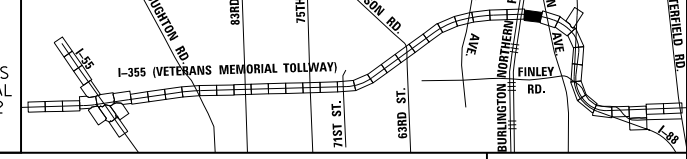
- CONSTRUCTION WORK ZONE
- PORT. CHANGEABLE MESSAGE SIGN
- DIRECTION OF TRAFFIC FLOW
- DIRECTION OF TRAFFIC FLOW, LANE CLOSED DURING OPERATIONS
- CONSTRUCTION SIGN

- TYPE II BARRICADES OR DRUMS WITH STEADY BURNING MONO-DIRECTIONAL LIGHT @ 50' CENTERS (25' CENTERS ALONG TAPERS AND RAMPS)
- TYPE III BARRICADE WITH STEADY BURNING LIGHT
- ACCELERATED PCC PATCHING, CLASS B, 12 INCHES (JI442873, JI442874, JI442875, JI442894)
- EXISTING PAVEMENT MARKING
- WATERBLAST PAVEMENT MARKING REMOVAL WITH VACUUM RECOVERY (JT783005)

- PAVEMENT MARKING PLACED IN PREVIOUS STAGE
- PAVEMENT MARKING TAPE, TYPE IV 4" (SOLID, WHITE) (70300904)
- PAVEMENT MARKING TAPE, TYPE IV 4" (SOLID, YELLOW) (70300904)
- PAVEMENT MARKING TAPE, TYPE IV 4" (30' SKIP-10' DASH, WHITE) (70300904)
- PAVEMENT MARKING TAPE, TYPE IV 4" (6' SKIP-2' DASH, WHITE) (70300904)

- PAVEMENT MARKING TAPE, TYPE IV 12" (CHEVRONS, WHITE) (70300912)
 - PAVEMENT MARKING TAPE, TYPE IV 8" (SOLID, WHITE) (70300908)
- NOTE:
MOT PLANS SHOW TRAFFIC IN POST-OPERATIONS CONFIGURATION. PLEASE REFER TO MOT TYPICAL SECTIONS AND ILLINOIS TOLLWAY STANDARD E2 FOR 1 AND 2 LANE CLOSURES WHEN REQUIRED, AS DICTATED BY MOT TYPICAL SECTIONS.

KEY MAP



DRAWN BY MAL DATE 3/11/2018
 CHECKED BY MPV DATE 3/11/2018

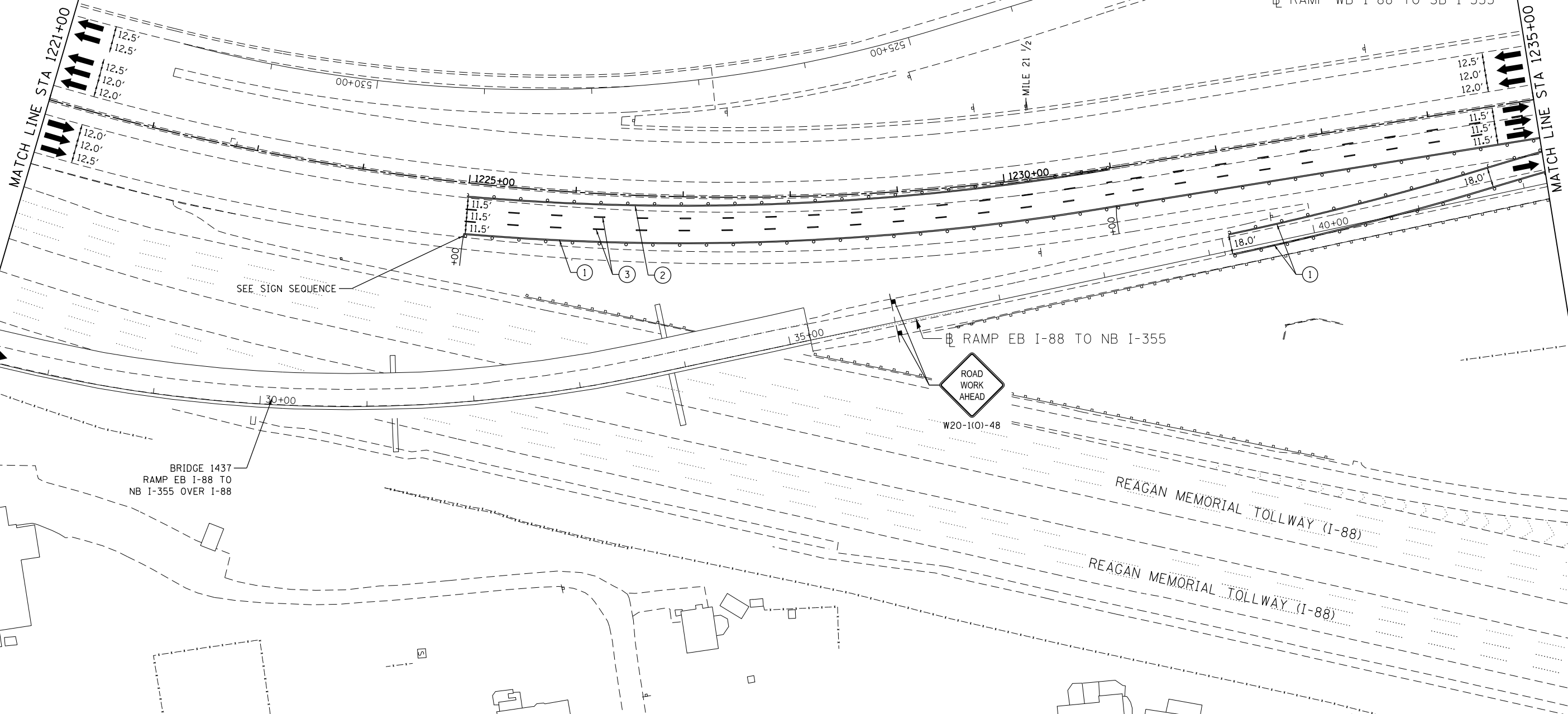
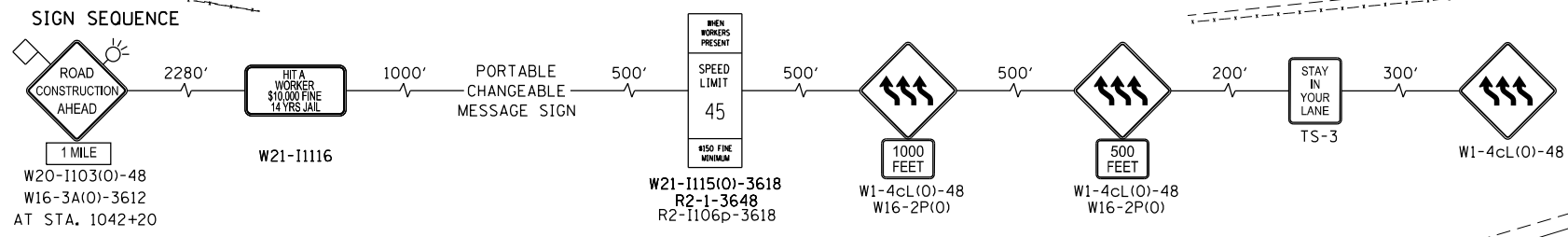
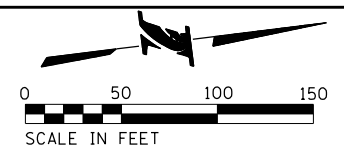


REVISIONS		
NO.	DATE	DESCRIPTION

CONTRACT NO. RR-16-4255
 MOT STAGE 3D
 STA 1109+00 - STA 1123+00

MOT-282
 DRAWING NO.
 333 OF 1517

P:\projects\2016\20161616-Veterans Memorial Tollway\Drawings\Current Drawings\Files\4255\Civil\Sheet\255-ah-ns-30-PEL031.dgn
 P:\projects\2016\20161616-Veterans Memorial Tollway\Drawings\Current Drawings\Files\4255\Civil\Sheet\255-ah-ns-30-PEL031.dgn



MOT PLAN LEGEND:

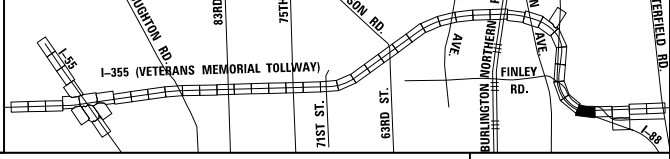
- CONSTRUCTION WORK ZONE
- PORT. CHANGEABLE MESSAGE SIGN
- DIRECTION OF TRAFFIC FLOW
- DIRECTION OF TRAFFIC FLOW, LANE CLOSED DURING OPERATIONS
- CONSTRUCTION SIGN

- TYPE II BARRICADES OR DRUMS WITH STEADY BURNING MONO-DIRECTIONAL LIGHT @ 50' CENTERS (25' CENTERS ALONG TAPERS AND RAMPS)
- TYPE III BARRICADE WITH STEADY BURNING LIGHT ACCELERATED PCC PATCHING, CLASS B, 12 INCHES (JI442873, JI442874, JI442875, JI442894)
- EXISTING PAVEMENT MARKING
- WATERBLAST PAVEMENT MARKING REMOVAL WITH VACUUM RECOVERY (JT783005)

- PAVEMENT MARKING PLACED IN PREVIOUS STAGE
- PAVEMENT MARKING TAPE, TYPE IV 4" (SOLID, WHITE) (70300904)
- PAVEMENT MARKING TAPE, TYPE IV 4" (SOLID, YELLOW) (70300904)
- PAVEMENT MARKING TAPE, TYPE IV 4" (30' SKIP-10' DASH, WHITE) (70300904)
- PAVEMENT MARKING TAPE, TYPE IV 4" (6' SKIP-2' DASH, WHITE) (70300904)

- PAVEMENT MARKING TAPE, TYPE IV 12" (CHEVRONS, WHITE) (70300912)
 - PAVEMENT MARKING TAPE, TYPE IV 8" (SOLID, WHITE) (70300908)
- NOTE:
MOT PLANS SHOW TRAFFIC IN POST-OPERATIONS CONFIGURATION. PLEASE REFER TO MOT TYPICAL SECTIONS AND ILLINOIS TOLLWAY STANDARD E2 FOR 1 AND 2 LANE CLOSURES WHEN REQUIRED, AS DICTATED BY MOT TYPICAL SECTIONS.

KEY MAP



DRAWN BY MAL DATE 3/11/2018
 CHECKED BY MPV DATE 3/11/2018

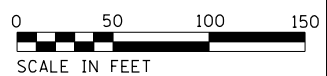
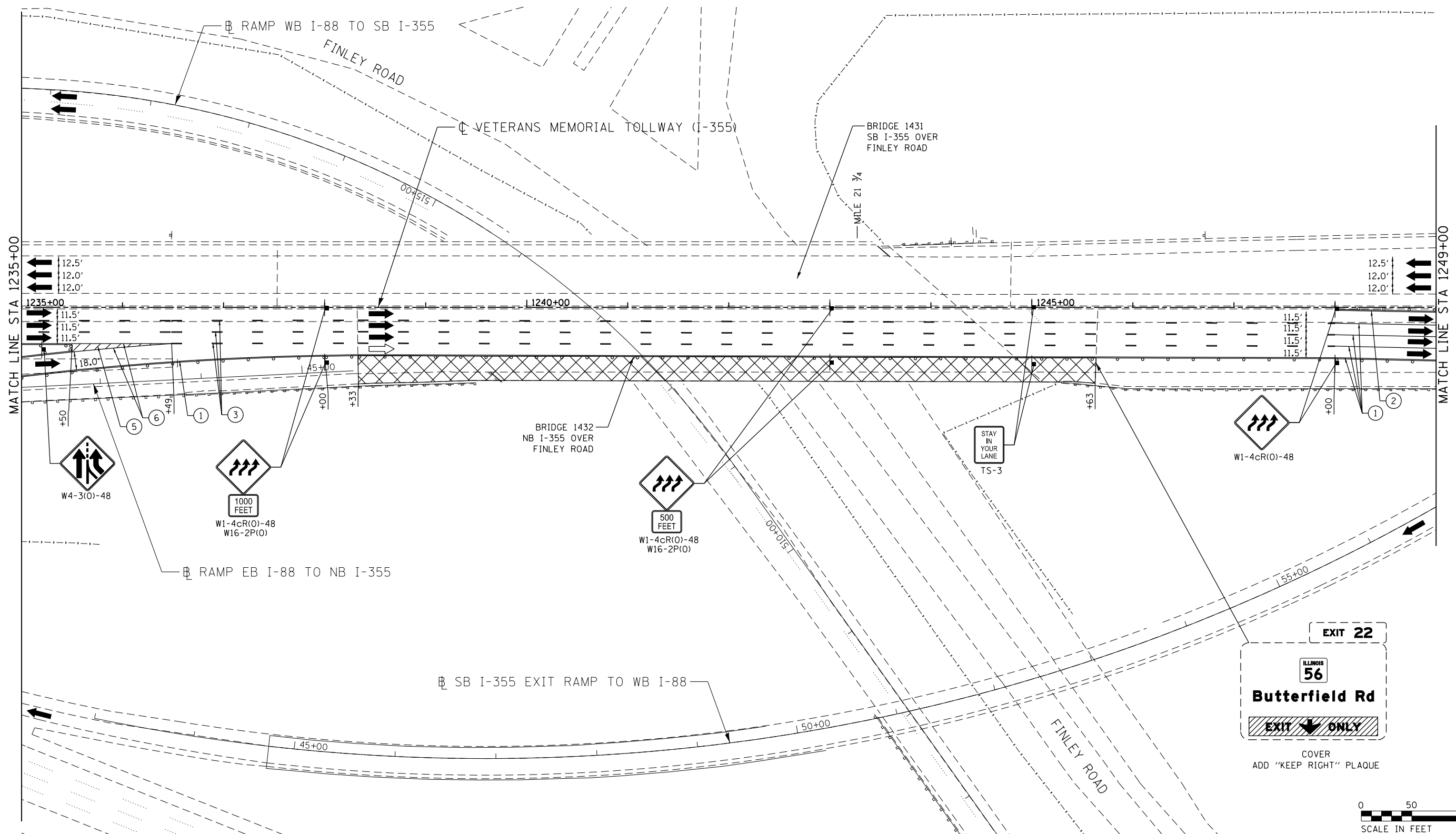


REVISIONS	
NO.	DESCRIPTION

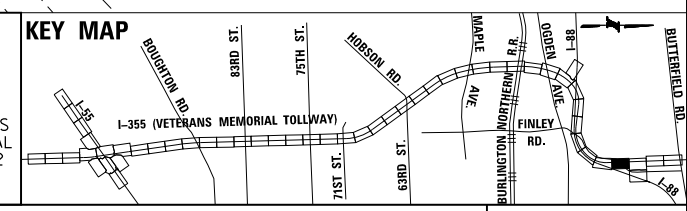
CONTRACT NO. RR-16-4255
 MOT STAGE 3D
 STA 1221+00 - STA 1235+00

MOT-283
 DRAWING NO. 334 OF 1517

P:\projects\primera\schicagocamp\PR001\Documents\01\Projects\2016\20161616-Veterans Memorial Tollway\Drawings\Current\Drawings\Files\4255\Civil\Sheet\4255-ahh-mot3D-PEL039.dgn



MOT PLAN LEGEND:		REVISIONS	
CONSTRUCTION WORK ZONE	TYPE II BARRICADES OR DRUMS WITH STEADY BURNING MONO-DIRECTIONAL LIGHT @ 50' CENTERS (25' CENTERS ALONG TAPERS AND RAMPS)	①	PAVEMENT MARKING TAPE, TYPE IV 4" (SOLID, WHITE) (70300904)
PORT. CHANGEABLE MESSAGE SIGN	TYPE III BARRICADE WITH STEADY BURNING LIGHT ACCELERATED PCC PATCHING, CLASS B, 12 INCHES (JI442873, JI442874, JI442875, JI442894)	②	PAVEMENT MARKING TAPE, TYPE IV 4" (SOLID, YELLOW) (70300904)
DIRECTION OF TRAFFIC FLOW	(A) EXISTING PAVEMENT MARKING	③	PAVEMENT MARKING TAPE, TYPE IV 4" (30' SKIP-10' DASH, WHITE) (70300904)
DIRECTION OF TRAFFIC FLOW, LANE CLOSED DURING OPERATIONS	(B) WATERBLAST PAVEMENT MARKING REMOVAL WITH VACUUM RECOVERY (JT783005)	④	PAVEMENT MARKING TAPE, TYPE IV 4" (6' SKIP-2' DASH, WHITE) (70300904)
CONSTRUCTION SIGN		⑤	PAVEMENT MARKING TAPE, TYPE IV 12" (CHEVRONS, WHITE) (70300912)
		⑥	PAVEMENT MARKING TAPE, TYPE IV 8" (SOLID, WHITE) (70300908)



NOTE:
MOT PLANS SHOW TRAFFIC IN POST-OPERATIONS CONFIGURATION. PLEASE REFER TO MOT TYPICAL SECTIONS AND ILLINOIS TOLLWAY STANDARD E2 FOR 1 AND 2 LANE CLOSURES WHEN REQUIRED, AS DICTATED BY MOT TYPICAL SECTIONS.

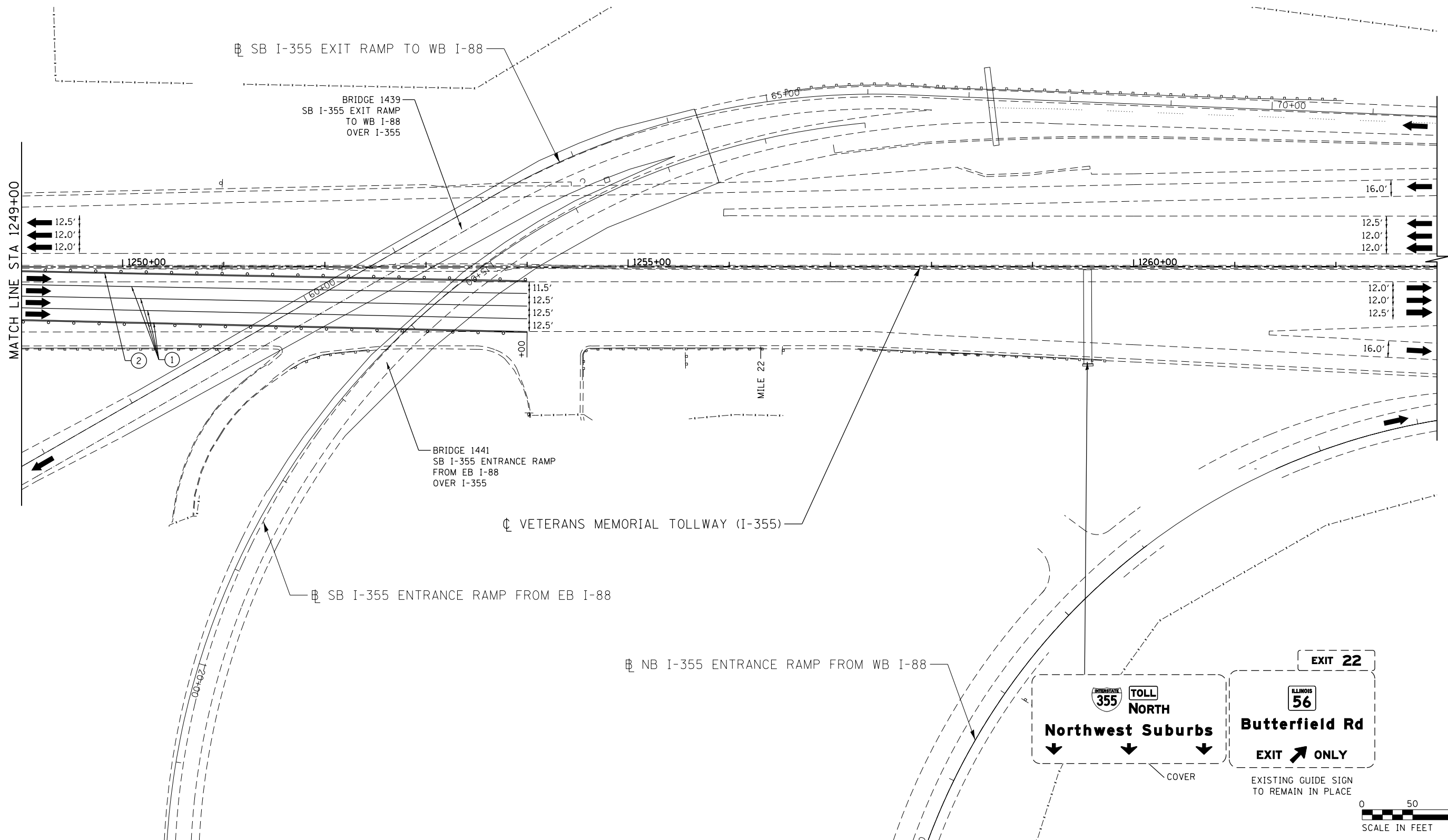
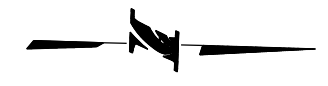
DRAWN BY MAL DATE 3/11/2018
CHECKED BY MPV DATE 3/11/2018



REVISIONS		
NO.	DATE	DESCRIPTION

CONTRACT NO. RR-16-4255
MOT STAGE 3D
STA 1235+00 - STA 1249+00

MOT-284
DRAWING NO.
335 OF 1517



MOT PLAN LEGEND:

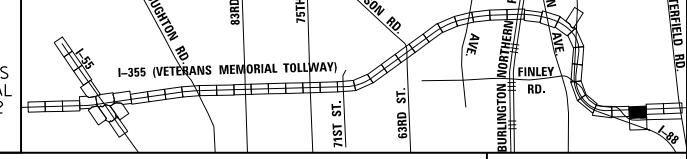
- CONSTRUCTION WORK ZONE
- PORT. CHANGEABLE MESSAGE SIGN
- DIRECTION OF TRAFFIC FLOW
- DIRECTION OF TRAFFIC FLOW, LANE CLOSED DURING OPERATIONS
- CONSTRUCTION SIGN

- TYPE II BARRICADES OR DRUMS WITH STEADY BURNING MONO-DIRECTIONAL LIGHT @ 50' CENTERS (25' CENTERS ALONG TAPERS AND RAMPS)
- TYPE III BARRICADE WITH STEADY BURNING LIGHT
- ACCELERATED PCC PATCHING, CLASS B, 12 INCHES (JI442873, JI442874, JI442875, JI442894)
- EXISTING PAVEMENT MARKING
- WATERBLAST PAVEMENT MARKING REMOVAL WITH VACUUM RECOVERY (JT783005)

- PAVEMENT MARKING PLACED IN PREVIOUS STAGE
- PAVEMENT MARKING TAPE, TYPE IV 4" (SOLID, WHITE) (70300904)
- PAVEMENT MARKING TAPE, TYPE IV 4" (SOLID, YELLOW) (70300904)
- PAVEMENT MARKING TAPE, TYPE IV 4" (30' SKIP-10' DASH, WHITE) (70300904)
- PAVEMENT MARKING TAPE, TYPE IV 4" (6' SKIP-2' DASH, WHITE) (70300904)

- PAVEMENT MARKING TAPE, TYPE IV 12" (CHEVRONS, WHITE) (70300912)
 - PAVEMENT MARKING TAPE, TYPE IV 8" (SOLID, WHITE) (70300908)
- NOTE: MOT PLANS SHOW TRAFFIC IN POST-OPERATIONS CONFIGURATION. PLEASE REFER TO MOT TYPICAL SECTIONS AND ILLINOIS TOLLWAY STANDARD E2 FOR 1 AND 2 LANE CLOSURES WHEN REQUIRED, AS DICTATED BY MOT TYPICAL SECTIONS.

KEY MAP



DRAWN BY MAL DATE 3/11/2018
 CHECKED BY MPV DATE 3/11/2018

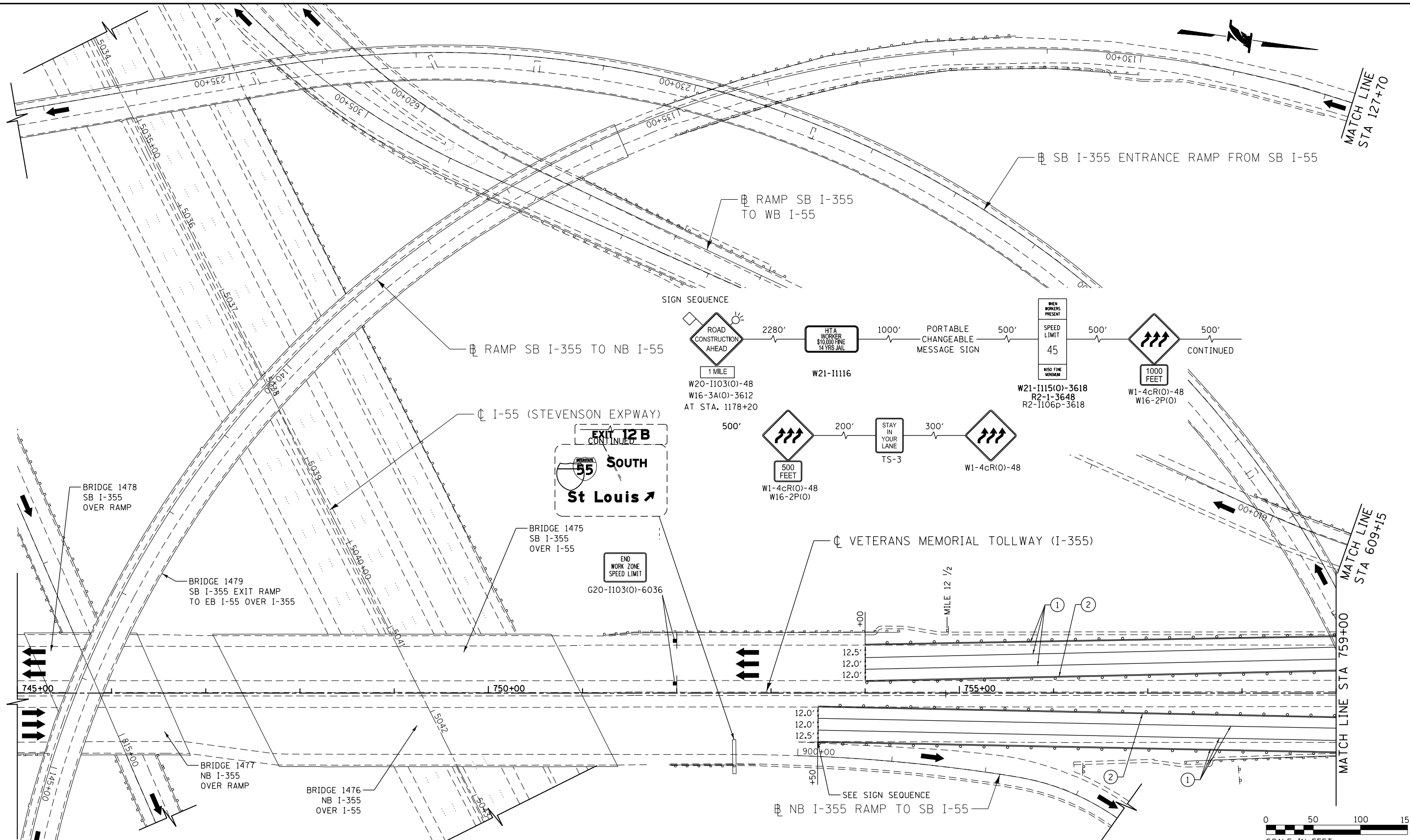


REVISIONS		
NO.	DATE	DESCRIPTION

CONTRACT NO. RR-16-4255
 MOT STAGE 3D
 STA 1249+00 - STA 1263+00

MOT-285
 DRAWING NO.
 336 OF 1517

P:\proj\p01\primera\chicago\proj\I-355\Documents\01-Projects\2016\20161616-Veterans Memorial Tollway\Drawings\Current\Drawings\Files\4255\Civil\Sheet\255-ah1-no14-REL-2016.dgn



MOT PLAN LEGEND:

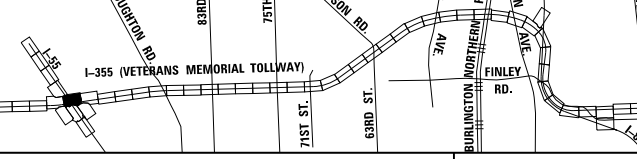
- CONSTRUCTION WORK ZONE
- PORT. CHANGEABLE MESSAGE SIGN
- DIRECTION OF TRAFFIC FLOW
- DIRECTION OF TRAFFIC FLOW, LANE CLOSED DURING OPERATIONS
- CONSTRUCTION SIGN

- TYPE II BARRICADES OR DRUMS WITH STEADY BURNING MONO-DIRECTIONAL LIGHT @ 50' CENTERS (25' CENTERS ALONG TAPERS AND RAMPS)
- TYPE III BARRICADE WITH STEADY BURNING LIGHT ACCELERATED PCC PATCHING, CLASS B, 12 INCHES (JI442873, JI442874, JI442875, JI442894)
- EXISTING PAVEMENT MARKING
- WATERBLAST PAVEMENT MARKING REMOVAL WITH VACUUM RECOVERY (JT783005)

- PAVEMENT MARKING PLACED IN PREVIOUS STAGE
- PAVEMENT MARKING TAPE, TYPE IV 4" (SOLID, WHITE) (70300904)
- PAVEMENT MARKING TAPE, TYPE IV 4" (SOLID, YELLOW) (70300904)
- PAVEMENT MARKING TAPE, TYPE IV 4" (30' SKIP-10" DASH, WHITE) (70300904)
- PAVEMENT MARKING TAPE, TYPE IV 4" (6' SKIP-2" DASH, WHITE) (70300904)

- PAVEMENT MARKING TAPE, TYPE IV 12" (CHEVRONS, WHITE) (70300912)
 - PAVEMENT MARKING TAPE, TYPE IV 8" (SOLID, WHITE) (70300908)
- NOTE: MOT PLANS SHOW TRAFFIC IN POST-OPERATIONS CONFIGURATION. PLEASE REFER TO MOT TYPICAL SECTIONS AND ILLINOIS TOLLWAY STANDARD E2 FOR 1 AND 2 LANE CLOSURES WHEN REQUIRED, AS DICTATED BY MOT TYPICAL SECTIONS.

KEY MAP



DRAWN BY MAL DATE 3/11/2018
 CHECKED BY MPV DATE 3/11/2018



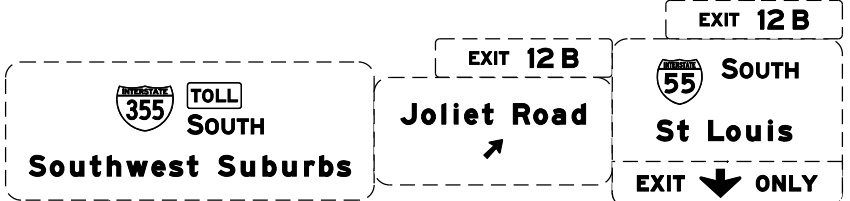
REVISIONS		
NO.	DATE	DESCRIPTION

CONTRACT NO. RR-16-4255
 MOT STAGE 4
 STA 745+00 - STA 759+00

MOT-286
 DRAWING NO.
 337 OF 1517

MATCH LINE
STA 127+70

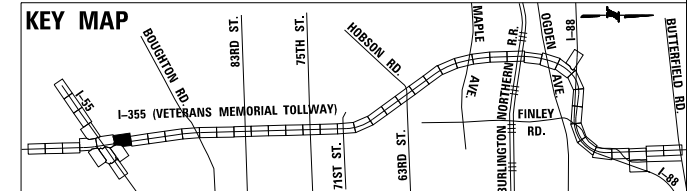
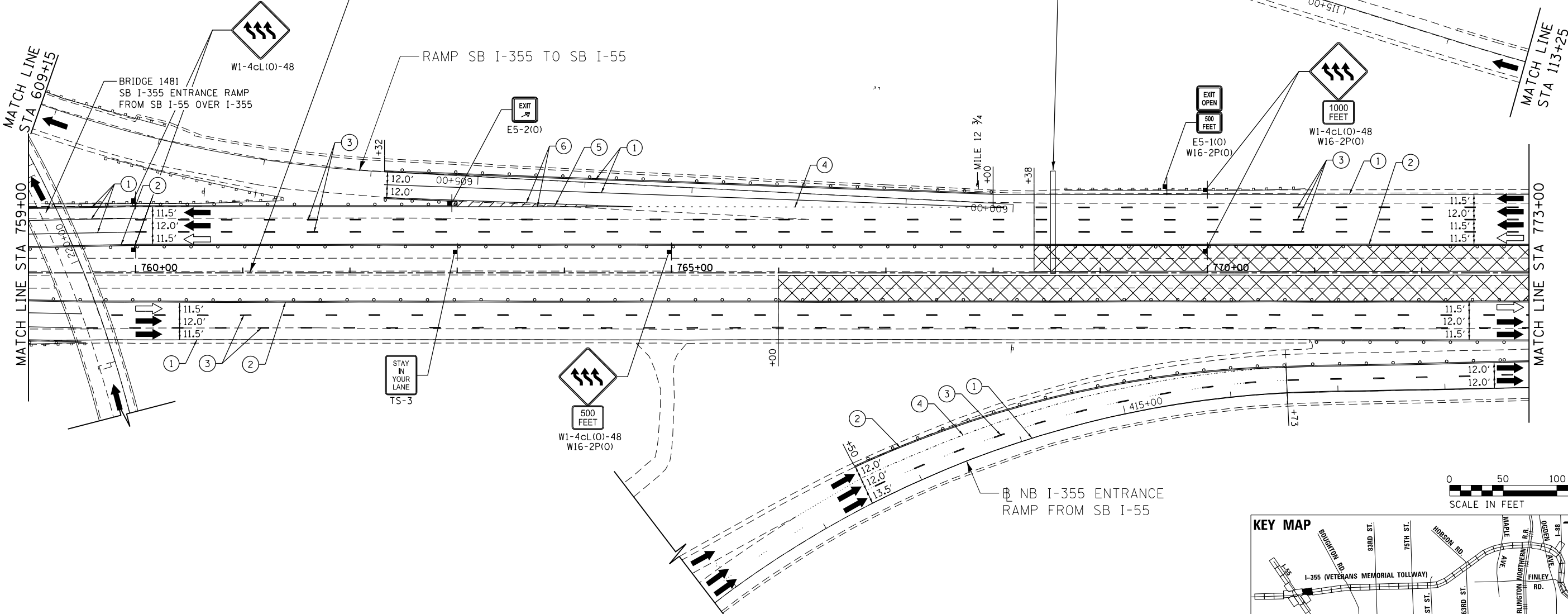
- MOT PLAN LEGEND:**
- ☒ CONSTRUCTION WORK ZONE
 - ☐ PORT. CHANGEABLE MESSAGE SIGN
 - ➔ DIRECTION OF TRAFFIC FLOW
 - ➔ DIRECTION OF TRAFFIC FLOW, LANE CLOSED DURING OPERATIONS
 - ⊥ CONSTRUCTION SIGN
 - ⊥ TYPE II BARRICADES OR DRUMS WITH STEADY BURNING MONO-DIRECTIONAL LIGHT @ 50' CENTERS (25' CENTERS ALONG TAPERS AND RAMPS)
 - ⊥ TYPE III BARRICADE WITH STEADY BURNING LIGHT
 - ▨ ACCELERATED PCC PATCHING, CLASS B, 12 INCHES (JI442873, JI442874, JI442875, JI442894)
 - Ⓐ EXISTING PAVEMENT MARKING
 - Ⓑ WATERBLAST PAVEMENT MARKING REMOVAL WITH VACUUM RECOVERY (JT783005)
 - Ⓒ PAVEMENT MARKING PLACED IN PREVIOUS STAGE
 - ① PAVEMENT MARKING TAPE, TYPE IV 4" (SOLID, WHITE) (70300904)
 - ② PAVEMENT MARKING TAPE, TYPE IV 4" (SOLID, YELLOW) (70300904)
 - ③ PAVEMENT MARKING TAPE, TYPE IV 4" (30' SKIP-10' DASH, WHITE) (70300904)
 - ④ PAVEMENT MARKING TAPE, TYPE IV 4" (6' SKIP-2' DASH, WHITE) (70300904)
 - ⑤ PAVEMENT MARKING TAPE, TYPE IV 12" (CHEVRONS, WHITE) (70300912)
 - ⑥ PAVEMENT MARKING TAPE, TYPE IV 8" (SOLID, WHITE) (70300908)
- NOTE:
MOT PLANS SHOW TRAFFIC IN POST-OPERATIONS CONFIGURATION. PLEASE REFER TO MOT TYPICAL SECTIONS AND ILLINOIS TOLLWAY STANDARD E2 FOR 1 AND 2 LANE CLOSURES WHEN REQUIRED, AS DICTATED BY MOT TYPICAL SECTIONS.



RAMP SB I-355 TO NB I-55

VETERANS MEMORIAL TOLLWAY (I-355)

RAMP SB I-355 TO SB I-55



DRAWN BY MAL DATE 3/11/2018
 CHECKED BY MPV DATE 3/11/2018



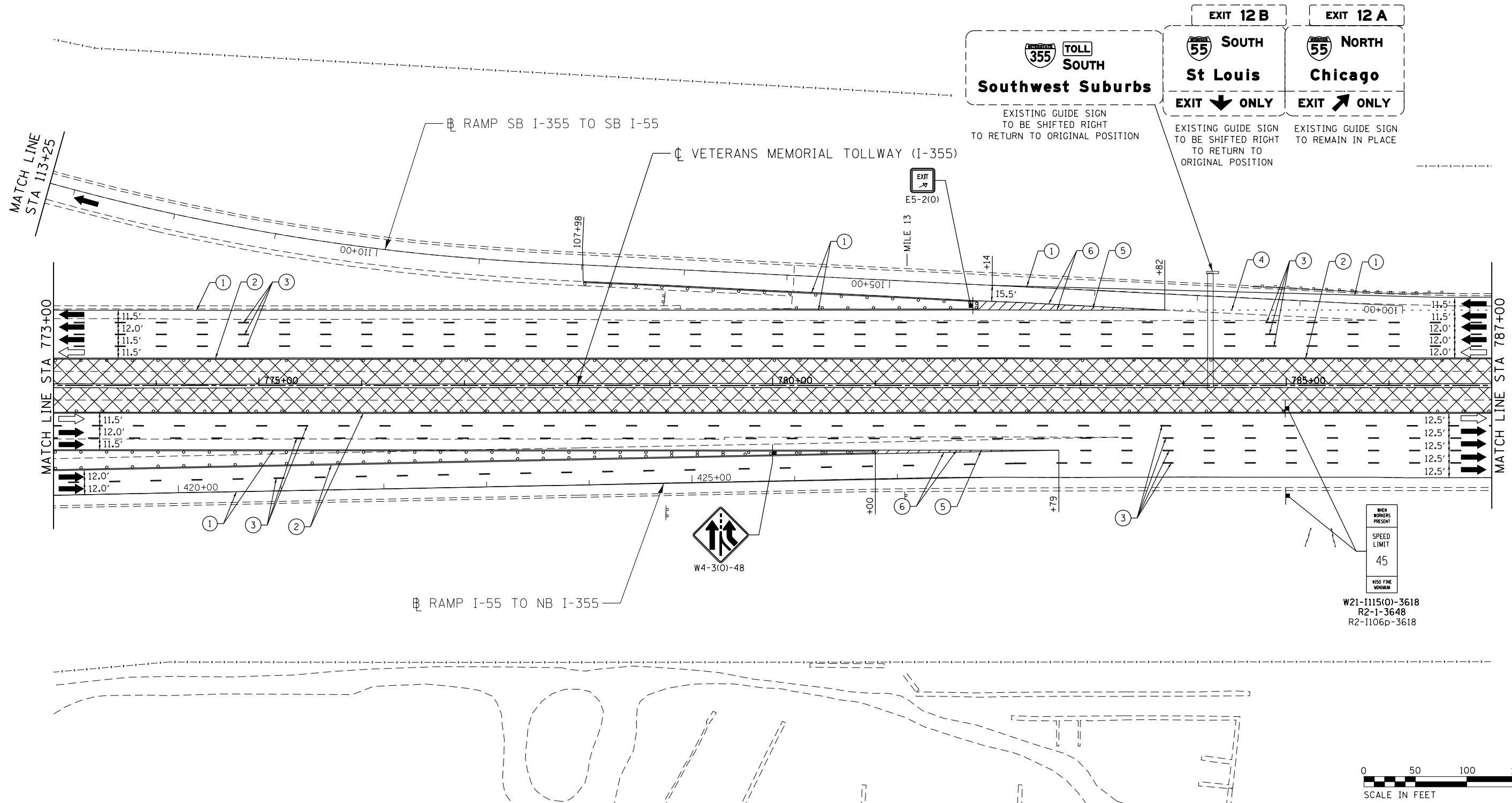
THE ILLINOIS STATE TOLL HIGHWAY AUTHORITY
 2700 OGDEN AVENUE
 DOWNERS GROVE,
 ILLINOIS 60515

REVISIONS	
NO.	DESCRIPTION

CONTRACT NO. RR-16-4255
 MOT STAGE 4
 STA 759+00 - STA 773+00

MOT-287
 DRAWING NO.
 338 OF 1517

Projects\2016\20161616 - Veterans Memorial Tollway\Drawings\Current Drawings\Files\4255\Civil\Sheet\4255-ah1.mxd - PLOT 006.dgn



MOT PLAN LEGEND:

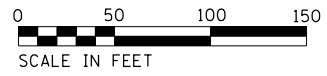
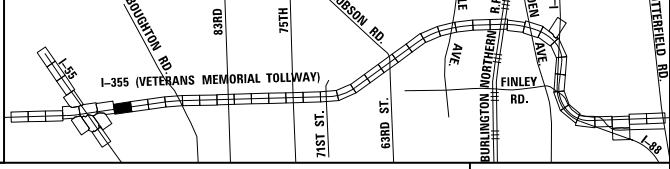
- CONSTRUCTION WORK ZONE
- PORT. CHANGEABLE MESSAGE SIGN
- DIRECTION OF TRAFFIC FLOW
- DIRECTION OF TRAFFIC FLOW, LANE CLOSED DURING OPERATIONS
- CONSTRUCTION SIGN

- TYPE II BARRICADES OR DRUMS WITH STEADY BURNING MONO-DIRECTIONAL LIGHT @ 50' CENTERS (25' CENTERS ALONG TAPERS AND RAMPS)
- TYPE III BARRICADE WITH STEADY BURNING LIGHT
- ACCELERATED PCC PATCHING, CLASS B, 12 INCHES (JI442873, JI442874, JI442875, JI442894)
- EXISTING PAVEMENT MARKING
- WATERBLAST PAVEMENT MARKING REMOVAL WITH VACUUM RECOVERY (JT783005)

- PAVEMENT MARKING PLACED IN PREVIOUS STAGE
- PAVEMENT MARKING TAPE, TYPE IV 4" (SOLID, WHITE) (70300904)
- PAVEMENT MARKING TAPE, TYPE IV 4" (SOLID, YELLOW) (70300904)
- PAVEMENT MARKING TAPE, TYPE IV 4" (30' SKIP-10' DASH, WHITE) (70300904)
- PAVEMENT MARKING TAPE, TYPE IV 4" (6' SKIP-2' DASH, WHITE) (70300904)

- PAVEMENT MARKING TAPE, TYPE IV 12" (CHEVRONS, WHITE) (70300912)
 - PAVEMENT MARKING TAPE, TYPE IV 8" (SOLID, WHITE) (70300908)
- NOTE:
MOT PLANS SHOW TRAFFIC IN POST-OPERATIONS CONFIGURATION. PLEASE REFER TO MOT TYPICAL SECTIONS AND ILLINOIS TOLLWAY STANDARD E2 FOR 1 AND 2 LANE CLOSURES WHEN REQUIRED, AS DICTATED BY MOT TYPICAL SECTIONS.

KEY MAP



P:\projects\primera\chicago\pfd\Documents\01\Projects\2018\20181616_Veterans Memorial Tollway\Drawings\Current\Drawings\Files\4255\Civil\Sheet\4255-ahh-mot4-REL007.dgn

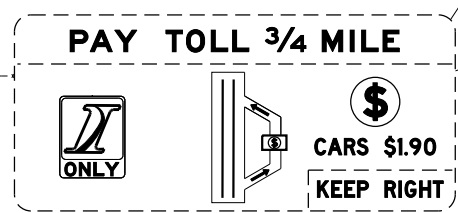
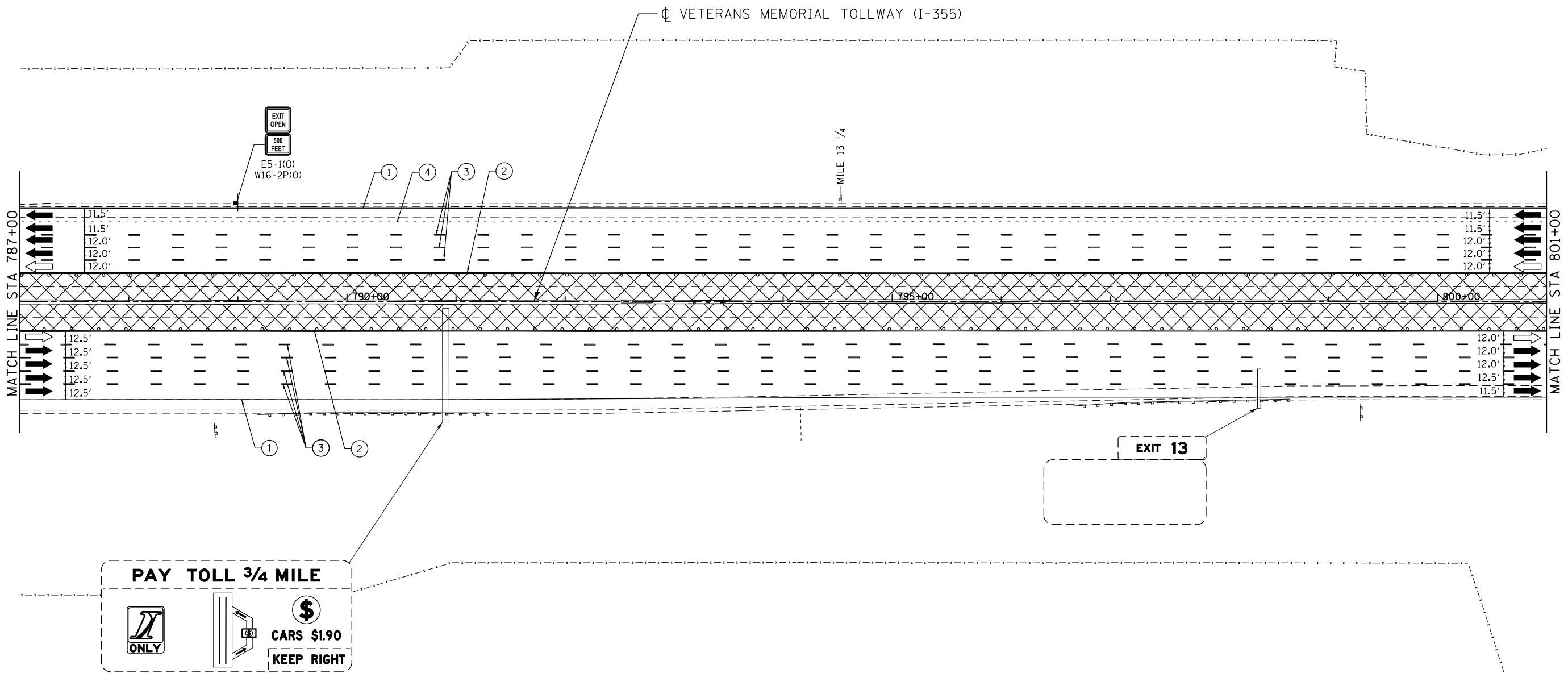
DRAWN BY MAL DATE 3/11/2018
 CHECKED BY MPV DATE 3/11/2018



REVISIONS		
NO.	DATE	DESCRIPTION

CONTRACT NO. RR-16-4255
 MOT STAGE 4
 STA 773+00 - STA 787+00

MOT-288
 DRAWING NO. 339 OF 1517



MOT PLAN LEGEND:

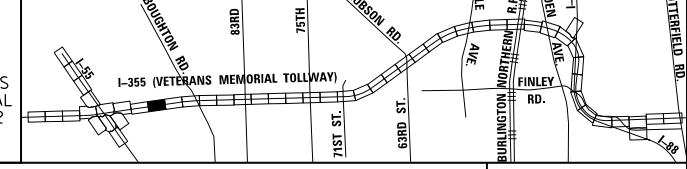
- CONSTRUCTION WORK ZONE
- PORT. CHANGEABLE MESSAGE SIGN
- DIRECTION OF TRAFFIC FLOW
- DIRECTION OF TRAFFIC FLOW, LANE CLOSED DURING OPERATIONS
- CONSTRUCTION SIGN

- TYPE II BARRICADES OR DRUMS WITH STEADY BURNING MONO-DIRECTIONAL LIGHT @ 50' CENTERS (25' CENTERS ALONG TAPERS AND RAMPS)
- TYPE III BARRICADE WITH STEADY BURNING LIGHT
- ACCELERATED PCC PATCHING, CLASS B, 12 INCHES (JI442873, JI442874, JI442875, JI442894)
- EXISTING PAVEMENT MARKING
- WATERBLAST PAVEMENT MARKING REMOVAL WITH VACUUM RECOVERY (JT783005)

- PAVEMENT MARKING PLACED IN PREVIOUS STAGE
- PAVEMENT MARKING TAPE, TYPE IV 4" (SOLID, WHITE) (70300904)
- PAVEMENT MARKING TAPE, TYPE IV 4" (SOLID, YELLOW) (70300904)
- PAVEMENT MARKING TAPE, TYPE IV 4" (30' SKIP-10' DASH, WHITE) (70300904)
- PAVEMENT MARKING TAPE, TYPE IV 4" (6' SKIP-2' DASH, WHITE) (70300904)

- PAVEMENT MARKING TAPE, TYPE IV 12" (CHEVRONS, WHITE) (70300912)
 - PAVEMENT MARKING TAPE, TYPE IV 8" (SOLID, WHITE) (70300908)
- NOTE:
MOT PLANS SHOW TRAFFIC IN POST-OPERATIONS CONFIGURATION. PLEASE REFER TO MOT TYPICAL SECTIONS AND ILLINOIS TOLLWAY STANDARD E2 FOR 1 AND 2 LANE CLOSURES WHEN REQUIRED, AS DICTATED BY MOT TYPICAL SECTIONS.

KEY MAP



DRAWN BY MAL DATE 3/11/2018
 CHECKED BY MPV DATE 3/11/2018

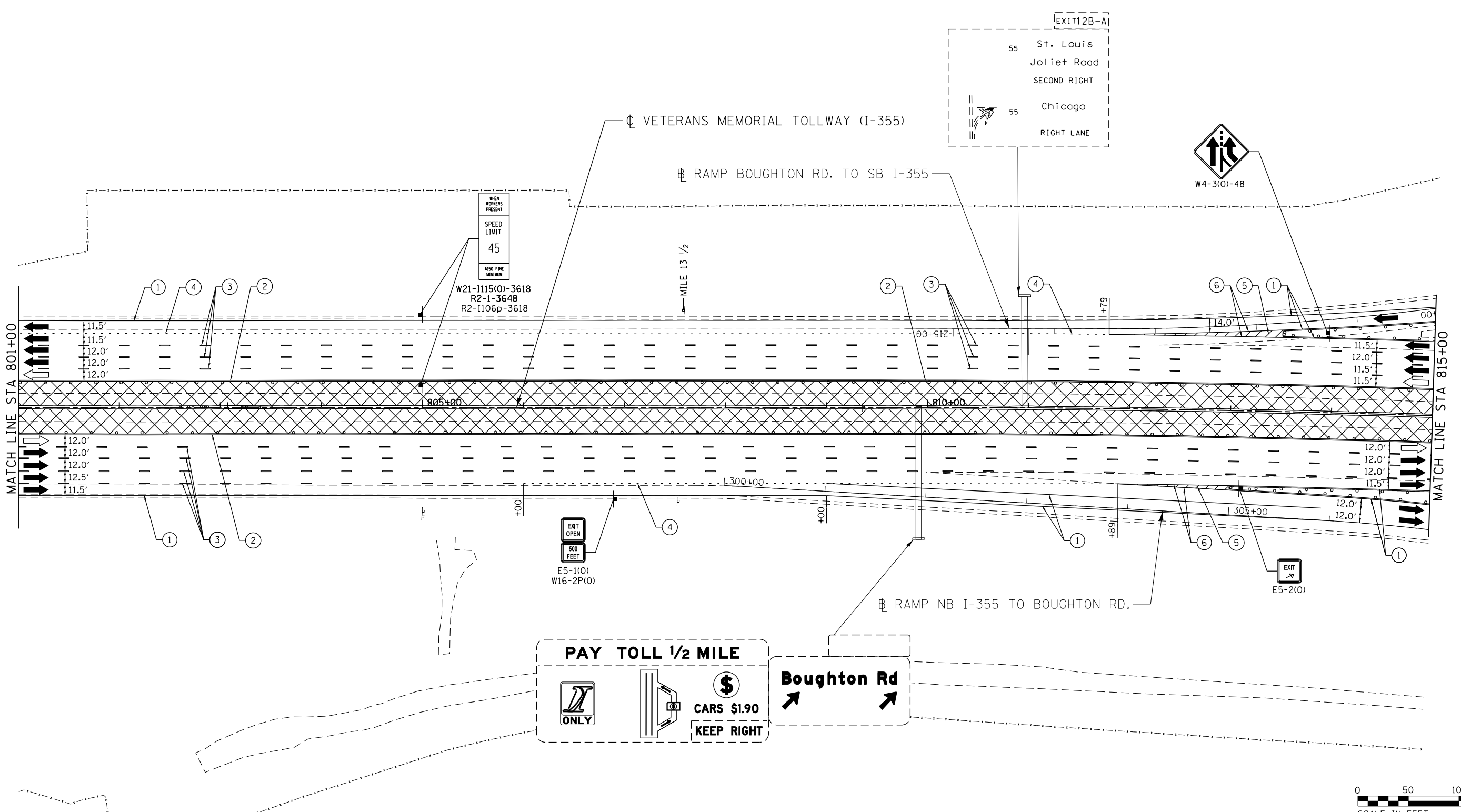


THE ILLINOIS STATE TOLL HIGHWAY AUTHORITY
 2700 OGDEN AVENUE
 DOWNERS GROVE,
 ILLINOIS 60515

REVISIONS		
NO.	DATE	DESCRIPTION

CONTRACT NO. RR-16-4255
 MOT STAGE 4
 STA 787+00 - STA 801+00

MOT-289
 DRAWING NO.
 340 OF 1517



MOT PLAN LEGEND:

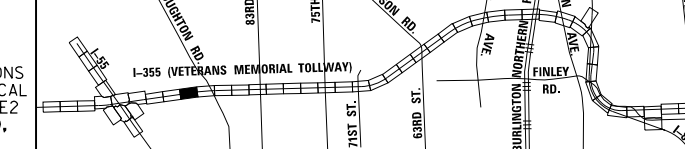
- CONSTRUCTION WORK ZONE
- PORT. CHANGEABLE MESSAGE SIGN
- DIRECTION OF TRAFFIC FLOW
- DIRECTION OF TRAFFIC FLOW, LANE CLOSED DURING OPERATIONS
- CONSTRUCTION SIGN

- TYPE II BARRICADES OR DRUMS WITH STEADY BURNING MONO-DIRECTIONAL LIGHT @ 50' CENTERS (25' CENTERS ALONG TAPERS AND RAMP)
- TYPE III BARRICADE WITH STEADY BURNING LIGHT ACCELERATED PCC PATCHING, CLASS B, 12 INCHES (JI442873, JI442874, JI442875, JI442894)
- EXISTING PAVEMENT MARKING
- WATERBLAST PAVEMENT MARKING REMOVAL WITH VACUUM RECOVERY (JT783005)

- PAVEMENT MARKING PLACED IN PREVIOUS STAGE
- PAVEMENT MARKING TAPE, TYPE IV 4" (SOLID, WHITE) (70300904)
- PAVEMENT MARKING TAPE, TYPE IV 4" (SOLID, YELLOW) (70300904)
- PAVEMENT MARKING TAPE, TYPE IV 4" (30' SKIP-10' DASH, WHITE) (70300904)
- PAVEMENT MARKING TAPE, TYPE IV 4" (6' SKIP-2' DASH, WHITE) (70300904)

- PAVEMENT MARKING TAPE, TYPE IV 12" (CHEVRONS, WHITE) (70300912)
 - PAVEMENT MARKING TAPE, TYPE IV 8" (SOLID, WHITE) (70300908)
- NOTE: MOT PLANS SHOW TRAFFIC IN POST-OPERATIONS CONFIGURATION. PLEASE REFER TO MOT TYPICAL SECTIONS AND ILLINOIS TOLLWAY STANDARD E2 FOR 1 AND 2 LANE CLOSURES WHEN REQUIRED, AS DICTATED BY MOT TYPICAL SECTIONS.

KEY MAP



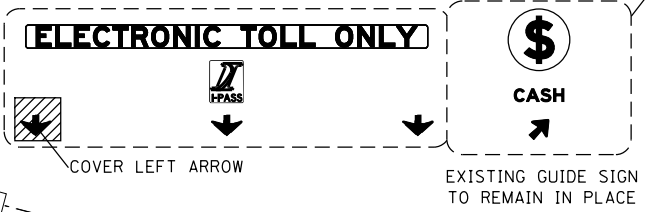
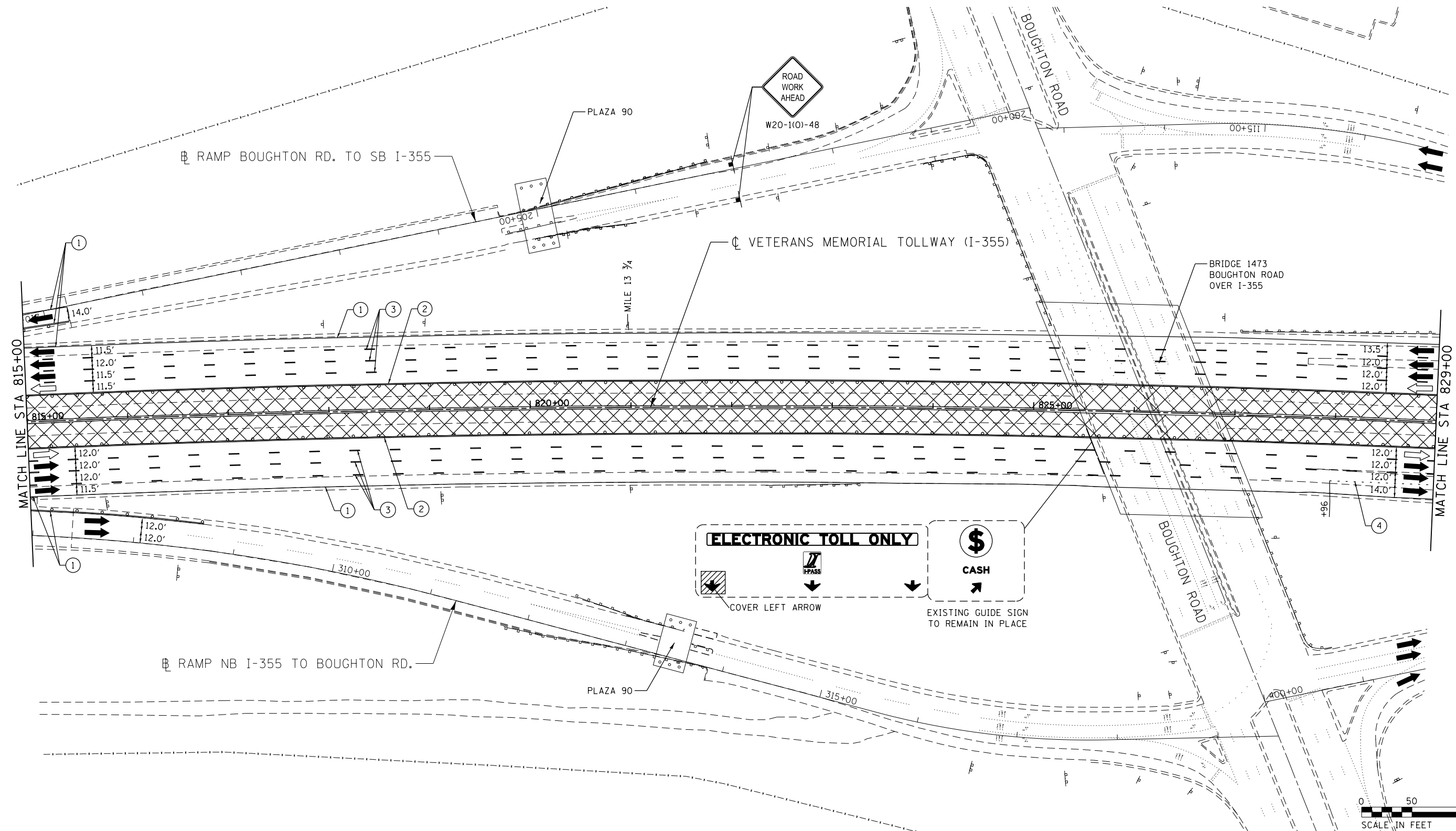
DRAWN BY MAL DATE 3/11/2018
 CHECKED BY MPV DATE 3/11/2018



REVISIONS		
NO.	DATE	DESCRIPTION

CONTRACT NO. RR-16-4255
 MOT STAGE 4
 STA 801+00 - STA 815+00

MOT-290
 DRAWING NO.
 341 OF 1517



MOT PLAN LEGEND:

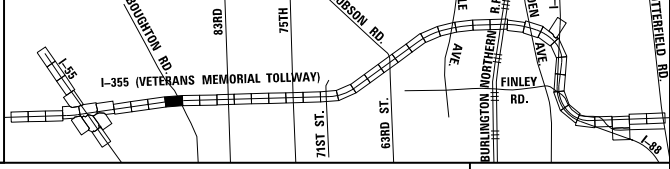
- CONSTRUCTION WORK ZONE
- PORT. CHANGEABLE MESSAGE SIGN
- DIRECTION OF TRAFFIC FLOW
- DIRECTION OF TRAFFIC FLOW, LANE CLOSED DURING OPERATIONS
- CONSTRUCTION SIGN

- TYPE II BARRICADES OR DRUMS WITH STEADY BURNING MONO-DIRECTIONAL LIGHT @ 50' CENTERS (25' CENTERS ALONG TAPERS AND RAMPS)
- TYPE III BARRICADE WITH STEADY BURNING LIGHT
- ACCELERATED PCC PATCHING, CLASS B, 12 INCHES (JI442873, JI442874, JI442875, JI442894)
- EXISTING PAVEMENT MARKING
- WATERBLAST PAVEMENT MARKING REMOVAL WITH VACUUM RECOVERY (JT783005)

- PAVEMENT MARKING PLACED IN PREVIOUS STAGE
- PAVEMENT MARKING TAPE, TYPE IV 4" (SOLID, WHITE) (70300904)
- PAVEMENT MARKING TAPE, TYPE IV 4" (SOLID, YELLOW) (70300904)
- PAVEMENT MARKING TAPE, TYPE IV 4" (30' SKIP-10' DASH, WHITE) (70300904)
- PAVEMENT MARKING TAPE, TYPE IV 4" (6' SKIP-2' DASH, WHITE) (70300904)

- PAVEMENT MARKING TAPE, TYPE IV 12" (CHEVRONS, WHITE) (70300912)
 - PAVEMENT MARKING TAPE, TYPE IV 8" (SOLID, WHITE) (70300908)
- NOTE: MOT PLANS SHOW TRAFFIC IN POST-OPERATIONS CONFIGURATION. PLEASE REFER TO MOT TYPICAL SECTIONS AND ILLINOIS TOLLWAY STANDARD E2 FOR 1 AND 2 LANE CLOSURES WHEN REQUIRED, AS DICTATED BY MOT TYPICAL SECTIONS.

KEY MAP



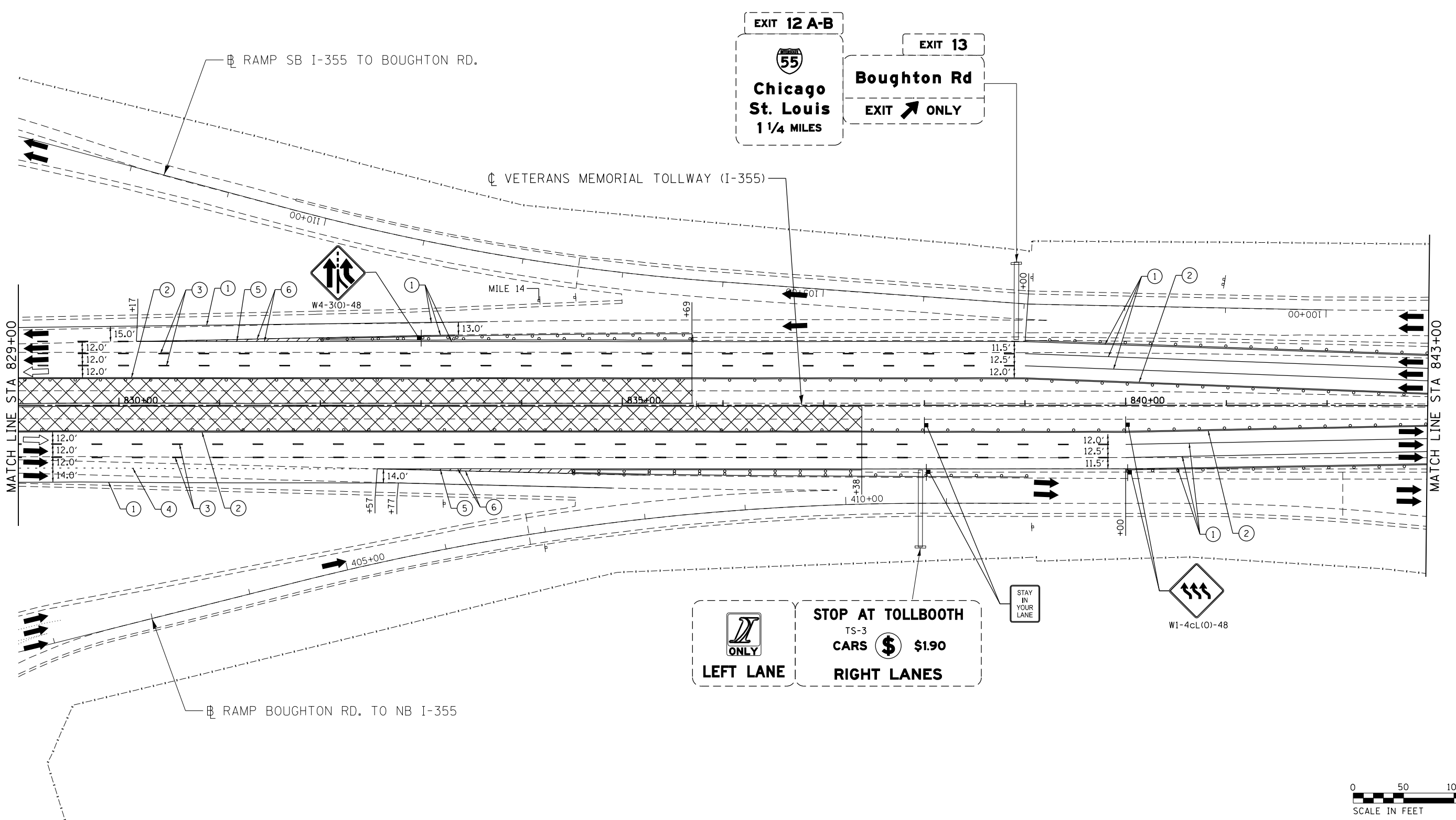
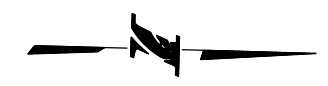
DRAWN BY MAL DATE 3/11/2018
 CHECKED BY MPV DATE 3/11/2018



REVISIONS		
NO.	DATE	DESCRIPTION

CONTRACT NO. RR-16-4255
 MOT STAGE 4
 STA 815+00 - STA 829+00

MOT-291
 DRAWING NO. 342 OF 1517



LEFT LANE ONLY

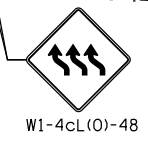
STOP AT TOLLBOOTH

TS-3

CARS \$1.90

RIGHT LANES

STAY
IN
YOUR
LANE



MOT PLAN LEGEND:

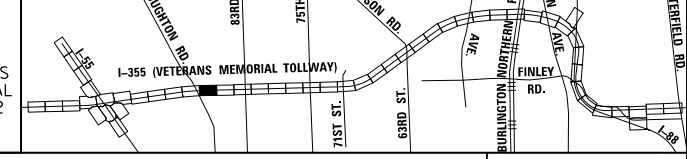
- CONSTRUCTION WORK ZONE
- PORT. CHANGEABLE MESSAGE SIGN
- DIRECTION OF TRAFFIC FLOW
- DIRECTION OF TRAFFIC FLOW, LANE CLOSED DURING OPERATIONS
- CONSTRUCTION SIGN

- TYPE II BARRICADES OR DRUMS WITH STEADY BURNING MONO-DIRECTIONAL LIGHT @ 50' CENTERS (25' CENTERS ALONG TAPERS AND RAMPS)
- TYPE III BARRICADE WITH STEADY BURNING LIGHT
- ACCELERATED PCC PATCHING, CLASS B, 12 INCHES (JI442873, JI442874, JI442875, JI442894)
- EXISTING PAVEMENT MARKING
- WATERBLAST PAVEMENT MARKING REMOVAL WITH VACUUM RECOVERY (JT783005)

- PAVEMENT MARKING PLACED IN PREVIOUS STAGE
- PAVEMENT MARKING TAPE, TYPE IV 4" (SOLID, WHITE) (70300904)
- PAVEMENT MARKING TAPE, TYPE IV 4" (SOLID, YELLOW) (70300904)
- PAVEMENT MARKING TAPE, TYPE IV 4" (30' SKIP-10' DASH, WHITE) (70300904)
- PAVEMENT MARKING TAPE, TYPE IV 4" (6' SKIP-2' DASH, WHITE) (70300904)

- PAVEMENT MARKING TAPE, TYPE IV 12" (CHEVRONS, WHITE) (70300912)
 - PAVEMENT MARKING TAPE, TYPE IV 8" (SOLID, WHITE) (70300908)
- NOTE:
MOT PLANS SHOW TRAFFIC IN POST-OPERATIONS CONFIGURATION. PLEASE REFER TO MOT TYPICAL SECTIONS AND ILLINOIS TOLLWAY STANDARD E2 FOR 1 AND 2 LANE CLOSURES WHEN REQUIRED, AS DICTATED BY MOT TYPICAL SECTIONS.

KEY MAP



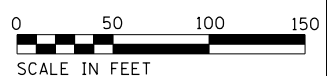
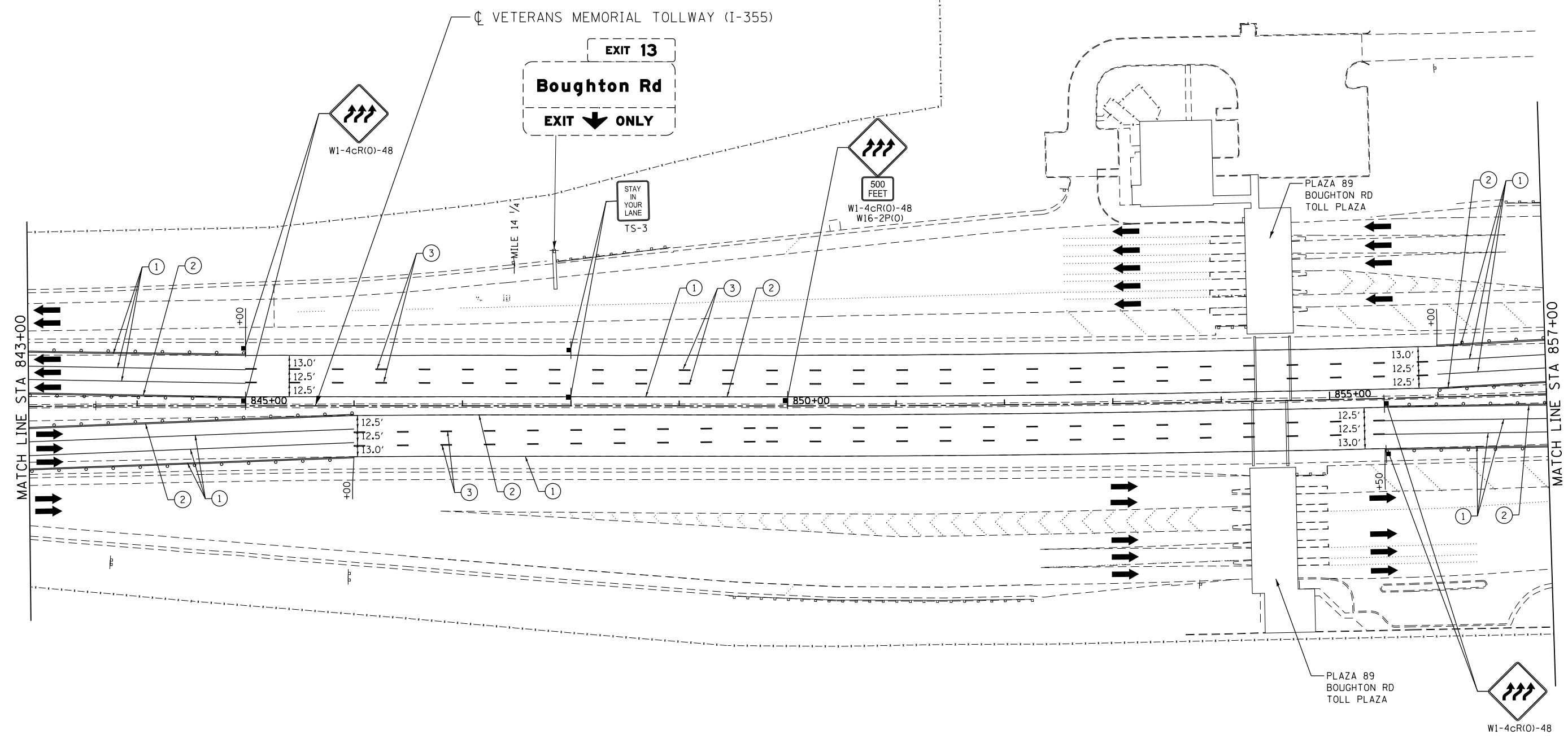
DRAWN BY MAL DATE 3/11/2018
 CHECKED BY MPV DATE 3/11/2018



REVISIONS		
NO.	DATE	DESCRIPTION

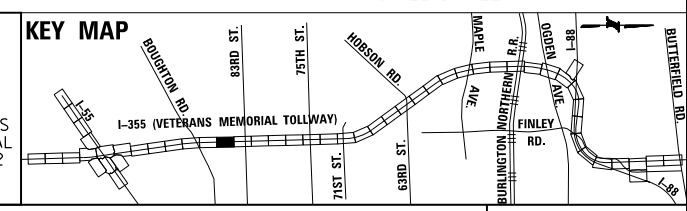
CONTRACT NO. RR-16-4255
 MOT STAGE 4
 STA 829+00 - STA 843+00

MOT-292
 DRAWING NO.
 343 OF 1517



MOT PLAN LEGEND:		REVISIONS	
	CONSTRUCTION WORK ZONE	NO.	DATE
	PORT. CHANGEABLE MESSAGE SIGN		DESCRIPTION
	DIRECTION OF TRAFFIC FLOW		
	DIRECTION OF TRAFFIC FLOW, LANE CLOSED DURING OPERATIONS		
	CONSTRUCTION SIGN		
	TYPE II BARRICADES OR DRUMS WITH STEADY BURNING MONO-DIRECTIONAL LIGHT @ 50' CENTERS (25' CENTERS ALONG TAPERS AND RAMPS)		
	TYPE III BARRICADE WITH STEADY BURNING LIGHT		
	ACCELERATED PCC PATCHING, CLASS B, 12 INCHES (JI442873, JI442874, JI442875, JI442894)		
	(A) EXISTING PAVEMENT MARKING		
	(B) WATERBLAST PAVEMENT MARKING REMOVAL WITH VACUUM RECOVERY (JT783005)		
	(C) PAVEMENT MARKING PLACED IN PREVIOUS STAGE		
	(1) PAVEMENT MARKING TAPE, TYPE IV 4" (SOLID, WHITE) (70300904)		
	(2) PAVEMENT MARKING TAPE, TYPE IV 4" (SOLID, YELLOW) (70300904)		
	(3) PAVEMENT MARKING TAPE, TYPE IV 4" (30' SKIP-10' DASH, WHITE) (70300904)		
	(4) PAVEMENT MARKING TAPE, TYPE IV 4" (6' SKIP-2' DASH, WHITE) (70300904)		
	(5) PAVEMENT MARKING TAPE, TYPE IV 12" (CHEVRONS, WHITE) (70300912)		
	(6) PAVEMENT MARKING TAPE, TYPE IV 8" (SOLID, WHITE) (70300908)		

NOTE: MOT PLANS SHOW TRAFFIC IN POST-OPERATIONS CONFIGURATION. PLEASE REFER TO MOT TYPICAL SECTIONS AND ILLINOIS TOLLWAY STANDARD E2 FOR 1 AND 2 LANE CLOSURES WHEN REQUIRED, AS DICTATED BY MOT TYPICAL SECTIONS.



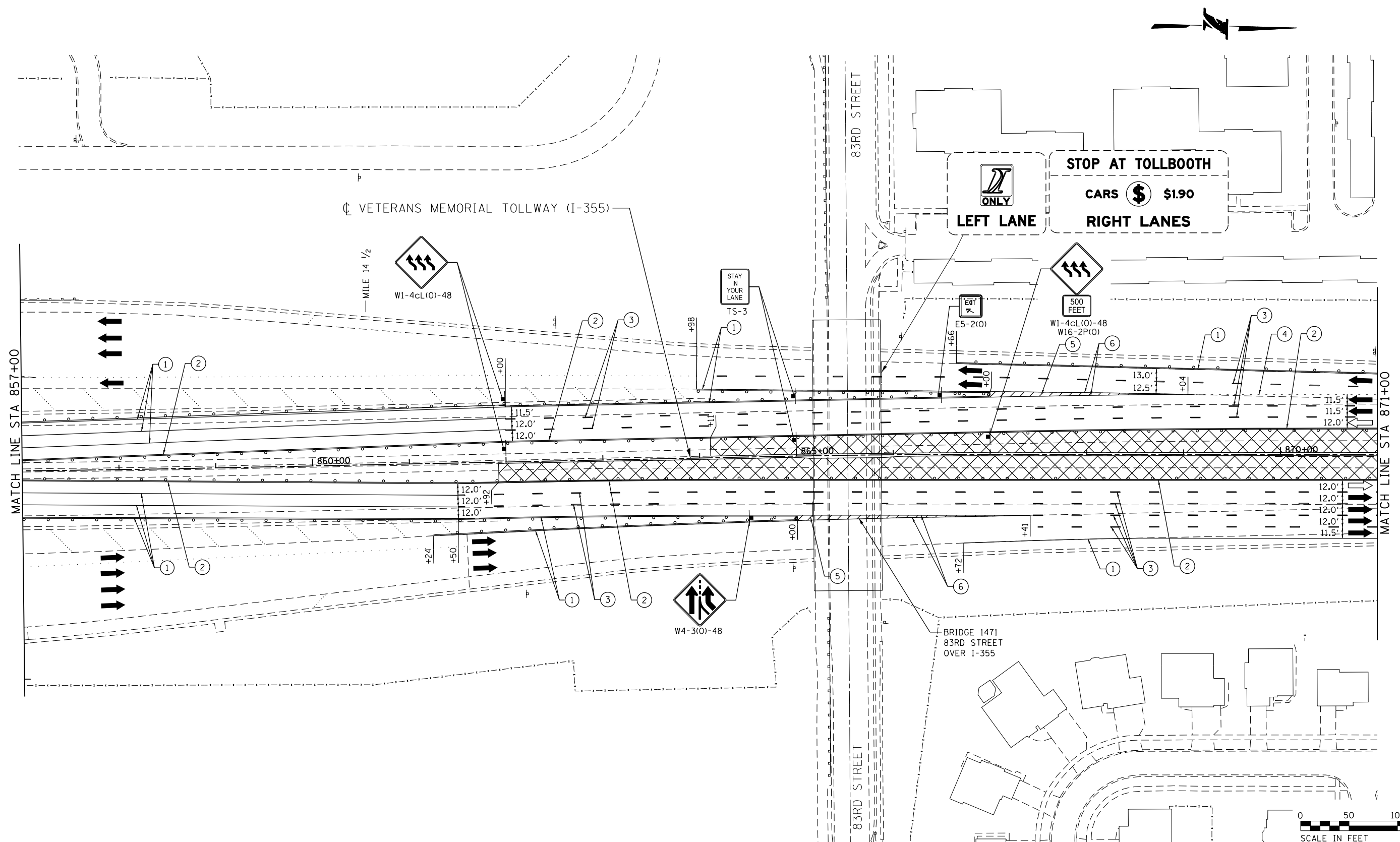
DRAWN BY MAL DATE 3/11/2018
 CHECKED BY MPV DATE 3/11/2018



REVISIONS	
NO.	DATE

CONTRACT NO. RR-16-4255
 MOT STAGE 4
 STA 843+00 - STA 857+00
 MOT-293
 DRAWING NO. 344 OF 1517

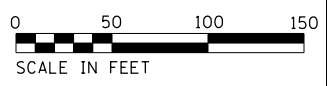
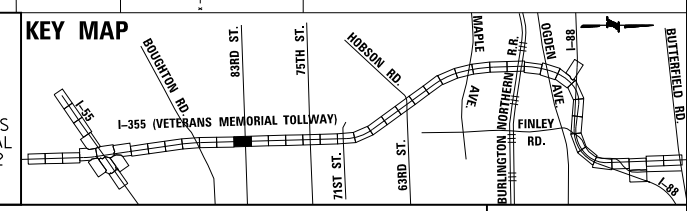
P:\projects\primera\chicago\p312\Documents\01\Projects\2016\20161616 - Veterans Memorial Tollway\Drawings\Current\Drawings\Files\4255\Civil\Sheet\4255-ah-104-REL012.dgn



P:\proj\p01\primera\chicago\comp\PR001\Documents\01\Projects\2016\20161616-Veterans Memorial Tollway\Drawings\Current\Drawings\Files\4255\Civil\Sheet\4255-ahh-nota-REL013.dgn

MOT PLAN LEGEND:			
	CONSTRUCTION WORK ZONE		TYPE II BARRICADES OR DRUMS WITH STEADY BURNING MONO-DIRECTIONAL LIGHT @ 50' CENTERS (25' CENTERS ALONG TAPERS AND RAMPS)
	PORT. CHANGEABLE MESSAGE SIGN		TYPE III BARRICADE WITH STEADY BURNING LIGHT
	DIRECTION OF TRAFFIC FLOW		ACCELERATED PCC PATCHING, CLASS B, 12 INCHES (JI442873, JI442874, JI442875, JI442894)
	DIRECTION OF TRAFFIC FLOW, LANE CLOSED DURING OPERATIONS		(A) EXISTING PAVEMENT MARKING
	CONSTRUCTION SIGN		(B) WATERBLAST PAVEMENT MARKING REMOVAL WITH VACUUM RECOVERY (JT783005)
	PAVEMENT MARKING TAPE, TYPE IV 4" (SOLID, WHITE) (70300904)		(C) PAVEMENT MARKING PLACED IN PREVIOUS STAGE
	PAVEMENT MARKING TAPE, TYPE IV 4" (SOLID, YELLOW) (70300904)		(1) PAVEMENT MARKING TAPE, TYPE IV 4" (SOLID, WHITE) (70300904)
	PAVEMENT MARKING TAPE, TYPE IV 4" (30' SKIP-10' DASH, WHITE) (70300904)		(2) PAVEMENT MARKING TAPE, TYPE IV 4" (SOLID, YELLOW) (70300904)
	PAVEMENT MARKING TAPE, TYPE IV 4" (6' SKIP-2' DASH, WHITE) (70300904)		(3) PAVEMENT MARKING TAPE, TYPE IV 4" (30' SKIP-10' DASH, WHITE) (70300904)
	PAVEMENT MARKING TAPE, TYPE IV 4" (6' SKIP-2' DASH, WHITE) (70300904)		(4) PAVEMENT MARKING TAPE, TYPE IV 4" (6' SKIP-2' DASH, WHITE) (70300904)
	PAVEMENT MARKING TAPE, TYPE IV 12" (CHEVRONS, WHITE) (70300912)		(5) PAVEMENT MARKING TAPE, TYPE IV 12" (CHEVRONS, WHITE) (70300912)
	PAVEMENT MARKING TAPE, TYPE IV 8" (SOLID, WHITE) (70300908)		(6) PAVEMENT MARKING TAPE, TYPE IV 8" (SOLID, WHITE) (70300908)

NOTE:
 MOT PLANS SHOW TRAFFIC IN POST-OPERATIONS CONFIGURATION. PLEASE REFER TO MOT TYPICAL SECTIONS AND ILLINOIS TOLLWAY STANDARD E2 FOR 1 AND 2 LANE CLOSURES WHEN REQUIRED, AS DICTATED BY MOT TYPICAL SECTIONS.



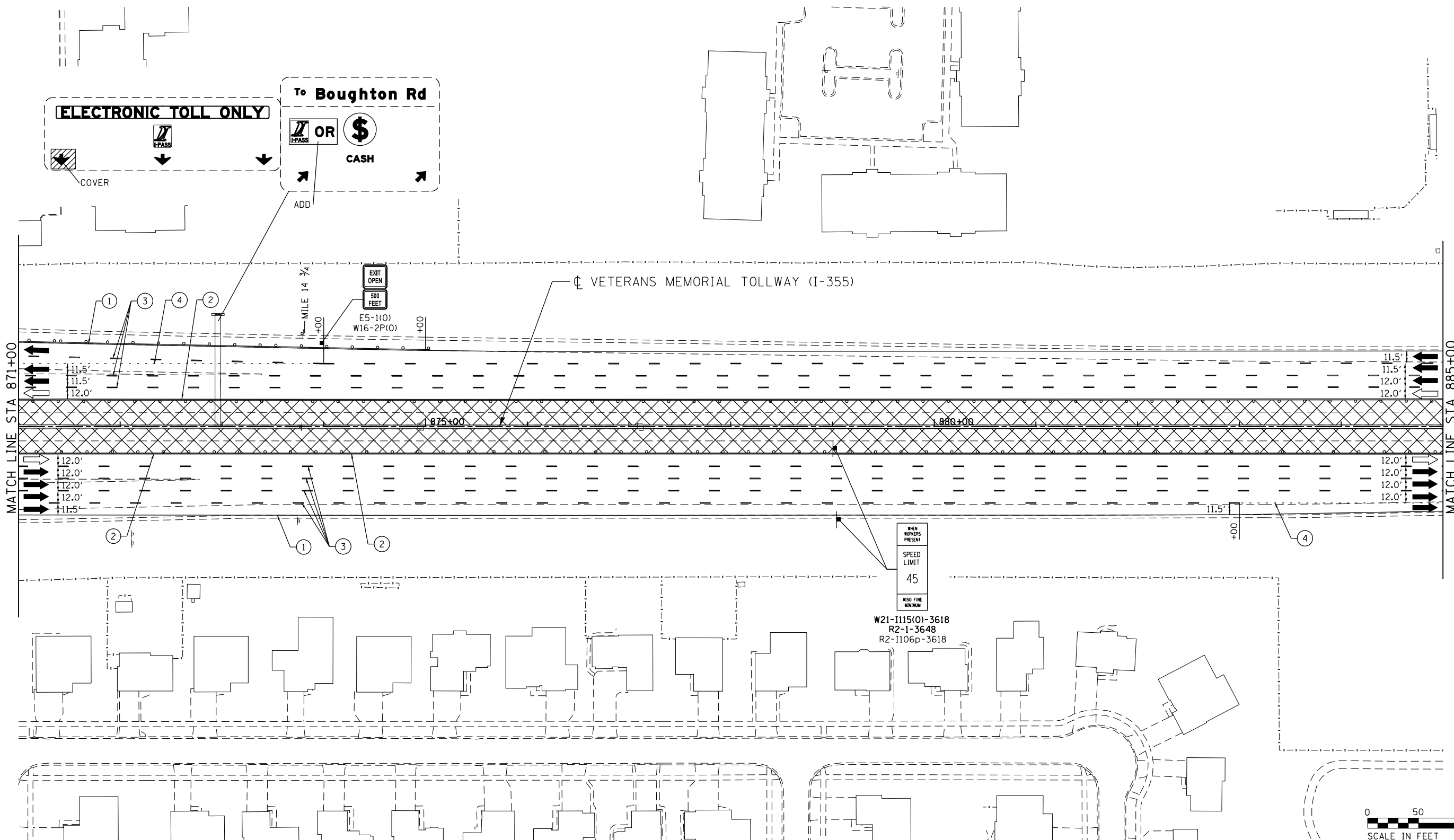
DRAWN BY MAL DATE 3/11/2018
 CHECKED BY MPV DATE 3/11/2018



REVISIONS	
NO.	DESCRIPTION

CONTRACT NO. RR-16-4255
 MOT STAGE 4
 STA 857+00 - STA 871+00

MOT-294
 DRAWING NO. 345 OF 1517



MOT PLAN LEGEND:

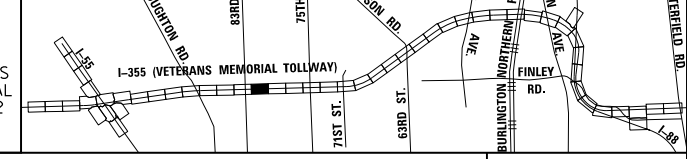
- CONSTRUCTION WORK ZONE
- PORT. CHANGEABLE MESSAGE SIGN
- DIRECTION OF TRAFFIC FLOW
- DIRECTION OF TRAFFIC FLOW, LANE CLOSED DURING OPERATIONS
- CONSTRUCTION SIGN

- TYPE II BARRICADES OR DRUMS WITH STEADY BURNING MONO-DIRECTIONAL LIGHT @ 50' CENTERS (25' CENTERS ALONG TAPERS AND RAMP)
- TYPE III BARRICADE WITH STEADY BURNING LIGHT
- ACCELERATED PCC PATCHING, CLASS B, 12 INCHES (JI442873, JI442874, JI442875, JI442894)
- EXISTING PAVEMENT MARKING
- WATERBLAST PAVEMENT MARKING REMOVAL WITH VACUUM RECOVERY (JT783005)

- PAVEMENT MARKING PLACED IN PREVIOUS STAGE
- PAVEMENT MARKING TAPE, TYPE IV 4" (SOLID, WHITE) (70300904)
- PAVEMENT MARKING TAPE, TYPE IV 4" (SOLID, YELLOW) (70300904)
- PAVEMENT MARKING TAPE, TYPE IV 4" (30' SKIP-10' DASH, WHITE) (70300904)
- PAVEMENT MARKING TAPE, TYPE IV 4" (6' SKIP-2' DASH, WHITE) (70300904)

- PAVEMENT MARKING TAPE, TYPE IV 12" (CHEVRONS, WHITE) (70300912)
 - PAVEMENT MARKING TAPE, TYPE IV 8" (SOLID, WHITE) (70300908)
- NOTE:
MOT PLANS SHOW TRAFFIC IN POST-OPERATIONS CONFIGURATION. PLEASE REFER TO MOT TYPICAL SECTIONS AND ILLINOIS TOLLWAY STANDARD E2 FOR 1 AND 2 LANE CLOSURES WHEN REQUIRED, AS DICTATED BY MOT TYPICAL SECTIONS.

KEY MAP

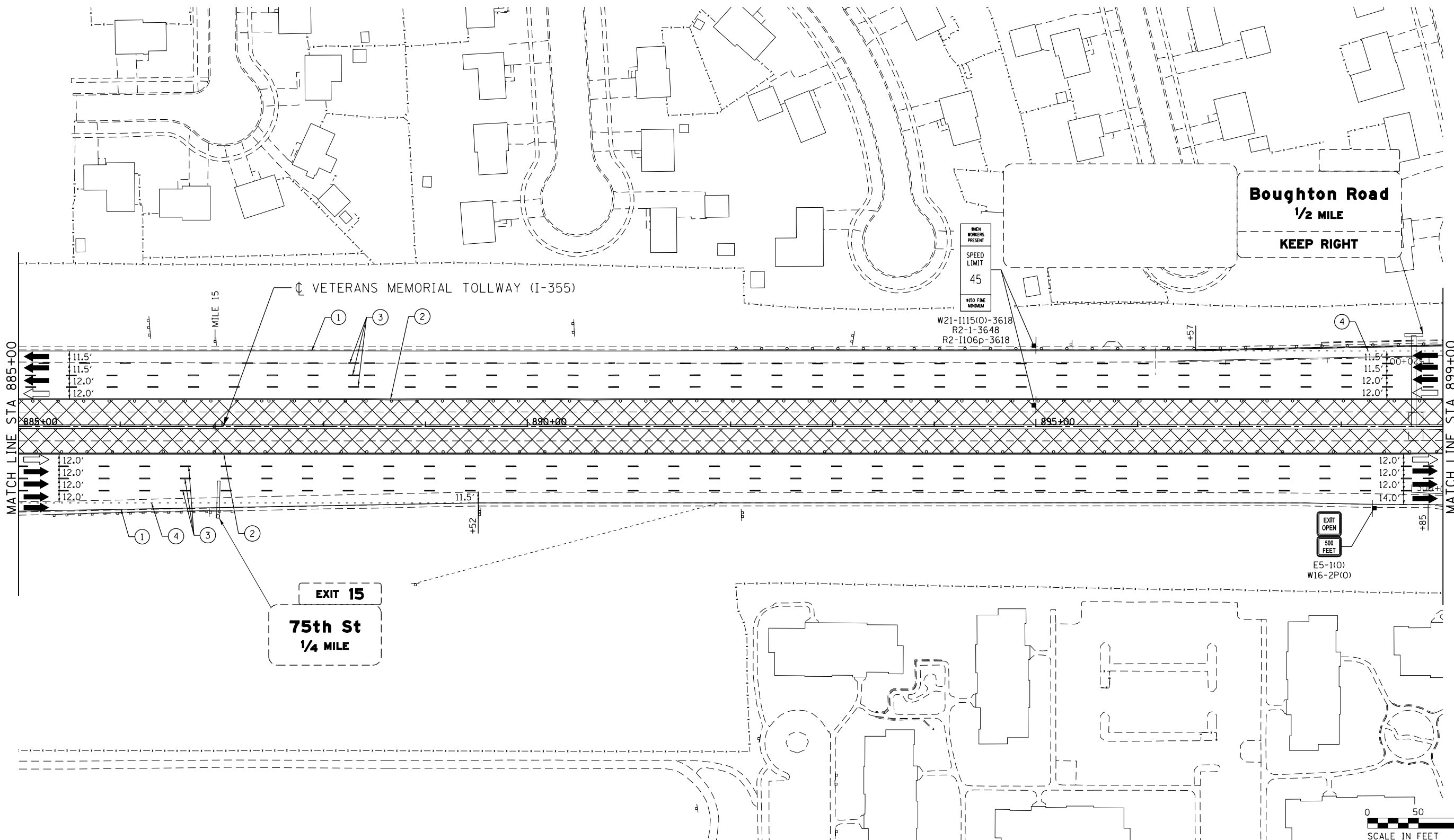


P:\proj\pman01\primera\schicagocorp\PR00\Documents\01\Projects\2016\20161616_Veterans Memorial Tollway\Drawings\Current\Drawings\Plan\4255\shc\mot4-PEL01.dgn
 DRAWN BY MAL DATE 3/11/2018
 CHECKED BY MPV DATE 3/11/2018



REVISIONS		
NO.	DATE	DESCRIPTION

CONTRACT NO. RR-16-4255	MOT-295
MOT STAGE 4	DRAWING NO. 346 OF 1517
STA 871+00 - STA 885+00	



MOT PLAN LEGEND:

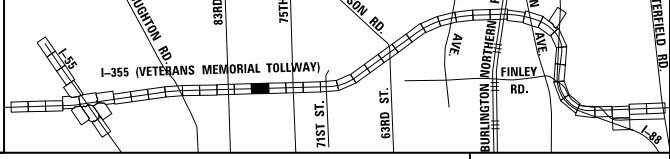
- ▨ CONSTRUCTION WORK ZONE
- PORT. CHANGEABLE MESSAGE SIGN
- ➔ DIRECTION OF TRAFFIC FLOW
- ➞ DIRECTION OF TRAFFIC FLOW, LANE CLOSED DURING OPERATIONS
- ⊥ CONSTRUCTION SIGN

- TYPE II BARRICADES OR DRUMS WITH STEADY BURNING MONO-DIRECTIONAL LIGHT @ 50' CENTERS (25' CENTERS ALONG TAPERS AND RAMPS)
- ⊥ TYPE III BARRICADE WITH STEADY BURNING LIGHT
- ▨ ACCELERATED PCC PATCHING, CLASS B, 12 INCHES (JI442873, JI442874, JI442875, JI442894)
- (A) EXISTING PAVEMENT MARKING
- (B) WATERBLAST PAVEMENT MARKING REMOVAL WITH VACUUM RECOVERY (JT783005)

- (C) PAVEMENT MARKING PLACED IN PREVIOUS STAGE
- (1) PAVEMENT MARKING TAPE, TYPE IV 4" (SOLID, WHITE) (70300904)
- (2) PAVEMENT MARKING TAPE, TYPE IV 4" (SOLID, YELLOW) (70300904)
- (3) PAVEMENT MARKING TAPE, TYPE IV 4" (30' SKIP-10' DASH, WHITE) (70300904)
- (4) PAVEMENT MARKING TAPE, TYPE IV 4" (6' SKIP-2' DASH, WHITE) (70300904)

- (5) PAVEMENT MARKING TAPE, TYPE IV 12" (CHEVRONS, WHITE) (70300912)
 - (6) PAVEMENT MARKING TAPE, TYPE IV 8" (SOLID, WHITE) (70300908)
- NOTE:
MOT PLANS SHOW TRAFFIC IN POST-OPERATIONS CONFIGURATION. PLEASE REFER TO MOT TYPICAL SECTIONS AND ILLINOIS TOLLWAY STANDARD E2 FOR 1 AND 2 LANE CLOSURES WHEN REQUIRED, AS DICTATED BY MOT TYPICAL SECTIONS.

KEY MAP



DRAWN BY MAL DATE 3/11/2018
 CHECKED BY MPV DATE 3/11/2018

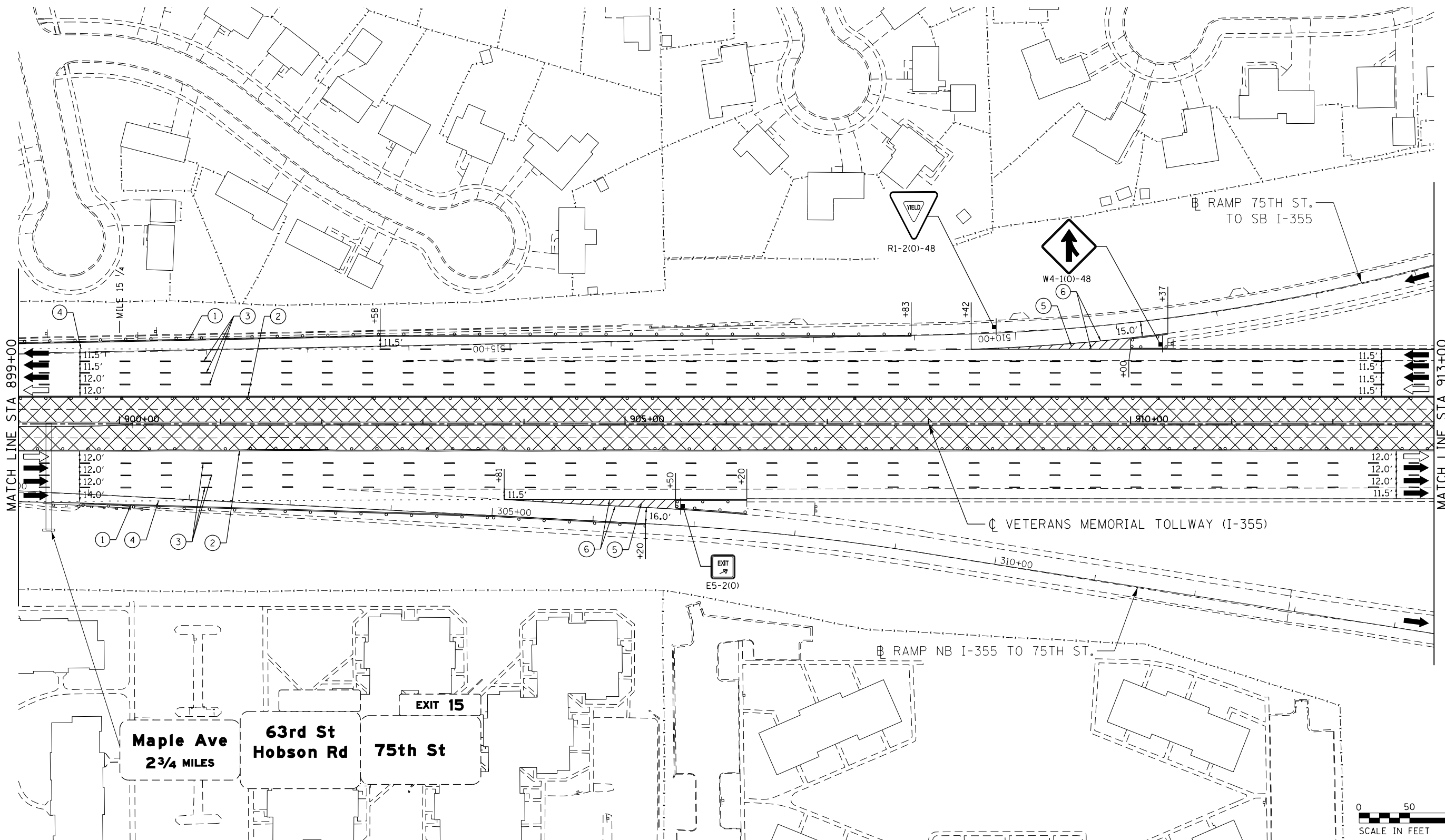


REVISIONS		
NO.	DATE	DESCRIPTION

CONTRACT NO. RR-16-4255
 MOT STAGE 4
 STA 885+00 - STA 899+00

MOT-296
 DRAWING NO.
 347 OF 1517

p:\a\post\pawm\01\primera\chicago\comp\PR001\Documents\01\Projects\2016\20161616-Veterans Memorial Tollway\Drawings\Current\Drawing Files\4255-Civil\Sheet\4255-akt-mot4-REL015.dgn



MATCH LINE STA 899+00

MATCH LINE STA 913+00

Maple Ave
2 3/4 MILES
63rd St
Hobson Rd
75th St

EXIT 15

RAMP NB I-355 TO 75TH ST.

RAMP 75TH ST.
TO SB I-355

R1-2(0)-48

W4-1(0)-48

EXIT
E5-2(0)



MOT PLAN LEGEND:

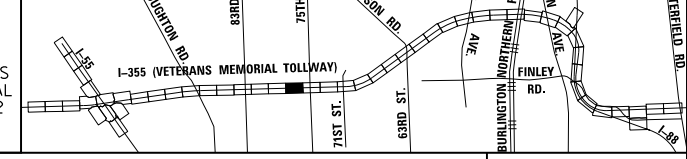
- CONSTRUCTION WORK ZONE
- PORT. CHANGEABLE MESSAGE SIGN
- DIRECTION OF TRAFFIC FLOW
- DIRECTION OF TRAFFIC FLOW, LANE CLOSED DURING OPERATIONS
- CONSTRUCTION SIGN

- TYPE II BARRICADES OR DRUMS WITH STEADY BURNING MONO-DIRECTIONAL LIGHT @ 50' CENTERS (25' CENTERS ALONG TAPERS AND RAMPS)
- TYPE III BARRICADE WITH STEADY BURNING LIGHT
- ACCELERATED PCC PATCHING, CLASS B, 12 INCHES (JI442873, JI442874, JI442875, JI442894)
- EXISTING PAVEMENT MARKING
- WATERBLAST PAVEMENT MARKING REMOVAL WITH VACUUM RECOVERY (JT783005)

- PAVEMENT MARKING PLACED IN PREVIOUS STAGE
- PAVEMENT MARKING TAPE, TYPE IV 4" (SOLID, WHITE) (70300904)
- PAVEMENT MARKING TAPE, TYPE IV 4" (SOLID, YELLOW) (70300904)
- PAVEMENT MARKING TAPE, TYPE IV 4" (30' SKIP-10' DASH, WHITE) (70300904)
- PAVEMENT MARKING TAPE, TYPE IV 4" (6' SKIP-2' DASH, WHITE) (70300904)

- PAVEMENT MARKING TAPE, TYPE IV 12" (CHEVRONS, WHITE) (70300912)
 - PAVEMENT MARKING TAPE, TYPE IV 8" (SOLID, WHITE) (70300908)
- NOTE:
MOT PLANS SHOW TRAFFIC IN POST-OPERATIONS CONFIGURATION. PLEASE REFER TO MOT TYPICAL SECTIONS AND ILLINOIS TOLLWAY STANDARD E2 FOR 1 AND 2 LANE CLOSURES WHEN REQUIRED, AS DICTATED BY MOT TYPICAL SECTIONS.

KEY MAP

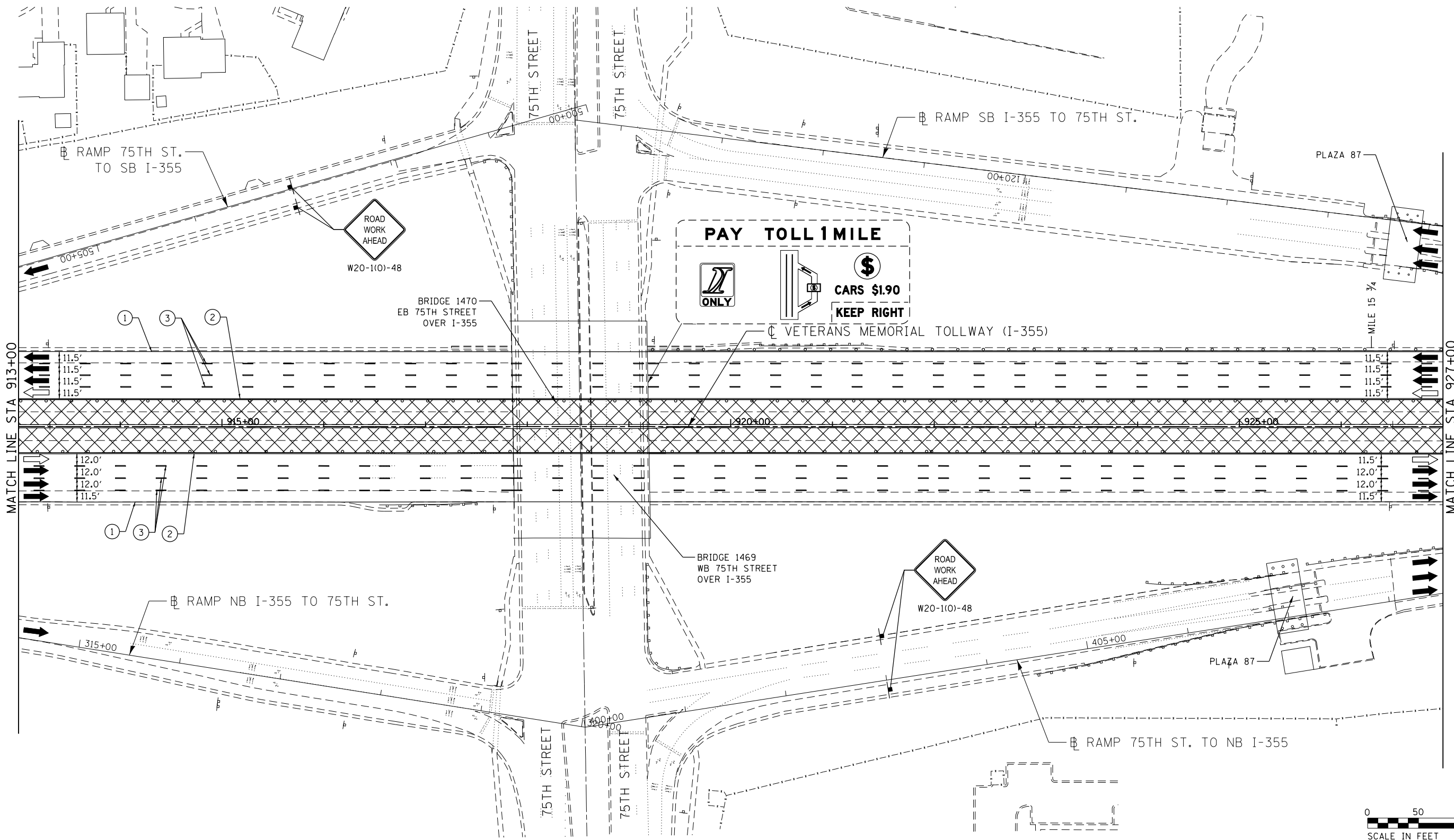


DRAWN BY MAL DATE 3/11/2018
CHECKED BY MPV DATE 3/11/2018



REVISIONS		
NO.	DATE	DESCRIPTION

CONTRACT NO. RR-16-4255	MOT-297
MOT STAGE 4	DRAWING NO.
STA 899+00 - STA 913+00	348 OF 1517



MOT PLAN LEGEND:

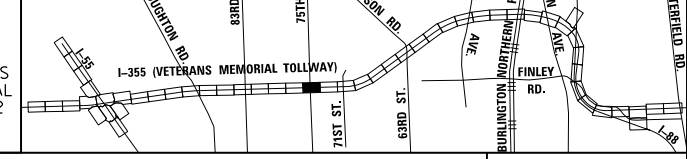
- CONSTRUCTION WORK ZONE
- PORT. CHANGEABLE MESSAGE SIGN
- DIRECTION OF TRAFFIC FLOW
- DIRECTION OF TRAFFIC FLOW, LANE CLOSED DURING OPERATIONS
- CONSTRUCTION SIGN

- TYPE II BARRICADES OR DRUMS WITH STEADY BURNING MONO-DIRECTIONAL LIGHT @ 50' CENTERS (25' CENTERS ALONG TAPERS AND RAMPS)
- TYPE III BARRICADE WITH STEADY BURNING LIGHT
- ACCELERATED PCC PATCHING, CLASS B, 12 INCHES (JI442873, JI442874, JI442875, JI442894)
- EXISTING PAVEMENT MARKING
- WATERBLAST PAVEMENT MARKING REMOVAL WITH VACUUM RECOVERY (JT783005)

- PAVEMENT MARKING PLACED IN PREVIOUS STAGE
- PAVEMENT MARKING TAPE, TYPE IV 4" (SOLID, WHITE) (70300904)
- PAVEMENT MARKING TAPE, TYPE IV 4" (SOLID, YELLOW) (70300904)
- PAVEMENT MARKING TAPE, TYPE IV 4" (30' SKIP-10' DASH, WHITE) (70300904)
- PAVEMENT MARKING TAPE, TYPE IV 4" (6' SKIP-2' DASH, WHITE) (70300904)

- PAVEMENT MARKING TAPE, TYPE IV 12" (CHEVRONS, WHITE) (70300912)
 - PAVEMENT MARKING TAPE, TYPE IV 8" (SOLID, WHITE) (70300908)
- NOTE:
MOT PLANS SHOW TRAFFIC IN POST-OPERATIONS CONFIGURATION. PLEASE REFER TO MOT TYPICAL SECTIONS AND ILLINOIS TOLLWAY STANDARD E2 FOR 1 AND 2 LANE CLOSURES WHEN REQUIRED, AS DICTATED BY MOT TYPICAL SECTIONS.

KEY MAP



DRAWN BY MAL DATE 3/11/2018
 CHECKED BY MPV DATE 3/11/2018

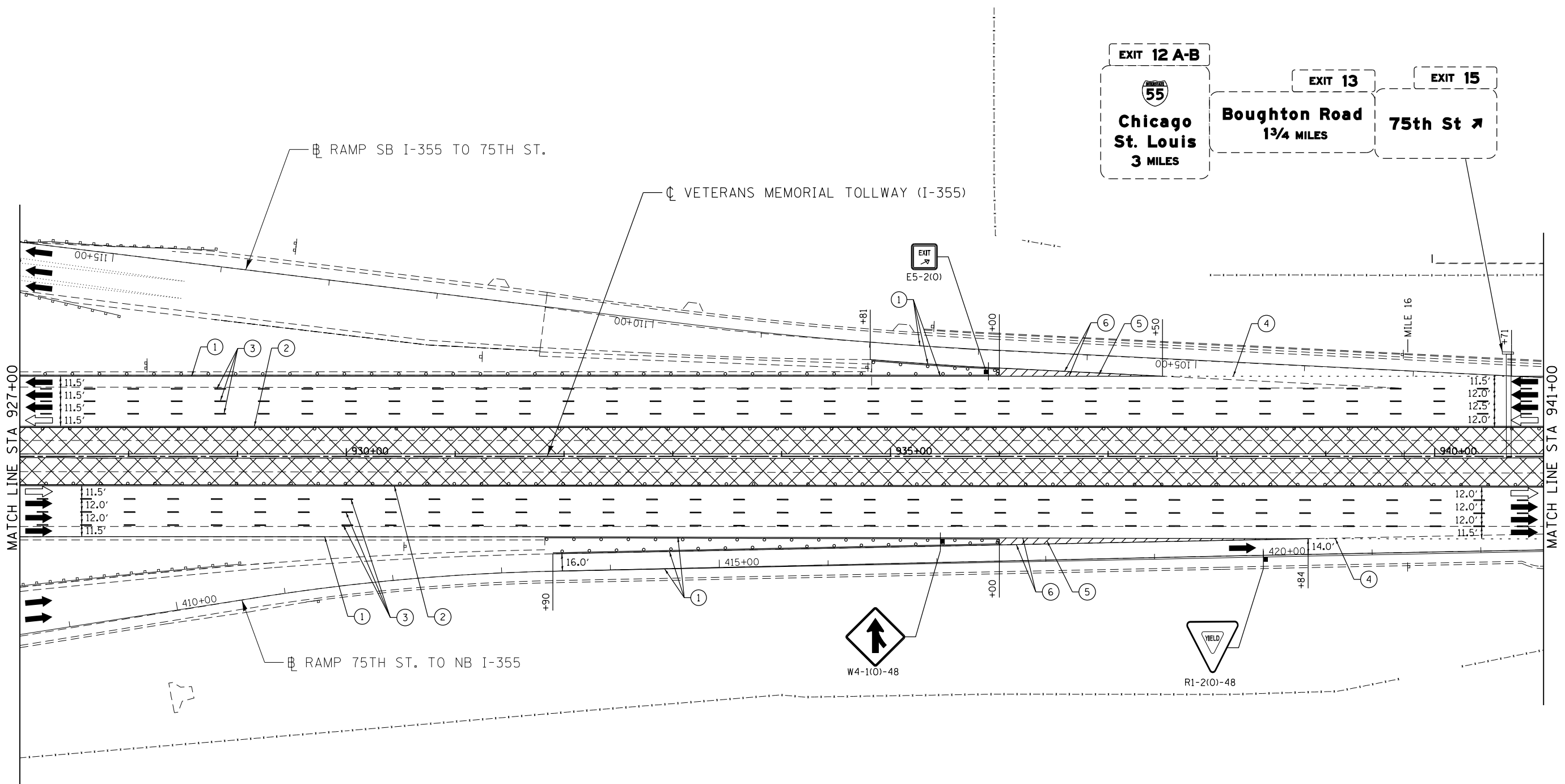
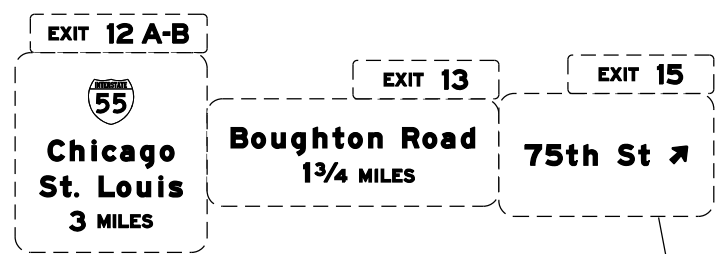


REVISIONS		
NO.	DATE	DESCRIPTION

CONTRACT NO. RR-16-4255
 MOT STAGE 4
 STA 913+00 - STA 927+00

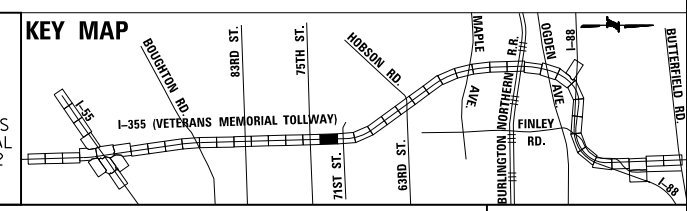
MOT-298
 DRAWING NO. 349 OF 1517

p:\projects\2016\20161616-Veterans Memorial Tollway\Drawings\Current Drawings Files\4255-Civil\Sheet\255-akt-mot4-PEL017.dgn



MOT PLAN LEGEND:		REVISIONS	
CONSTRUCTION WORK ZONE	TYPE II BARRICADES OR DRUMS WITH STEADY BURNING MONO-DIRECTIONAL LIGHT @ 50' CENTERS (25' CENTERS ALONG TAPERS AND RAMP)	NO.	DATE
PORT. CHANGEABLE MESSAGE SIGN	TYPE III BARRICADE WITH STEADY BURNING LIGHT		DESCRIPTION
DIRECTION OF TRAFFIC FLOW	ACCELERATED PCC PATCHING, CLASS B, 12 INCHES (JI442873, JI442874, JI442875, JI442894)		
DIRECTION OF TRAFFIC FLOW, LANE CLOSED DURING OPERATIONS	EXISTING PAVEMENT MARKING		
CONSTRUCTION SIGN	WATERBLAST PAVEMENT MARKING REMOVAL WITH VACUUM RECOVERY (JT783005)		
	PAVEMENT MARKING TAPE, TYPE IV 4" (SOLID, WHITE) (70300904)		
	PAVEMENT MARKING TAPE, TYPE IV 4" (SOLID, YELLOW) (70300904)		
	PAVEMENT MARKING TAPE, TYPE IV 4" (30' SKIP-10' DASH, WHITE) (70300904)		
	PAVEMENT MARKING TAPE, TYPE IV 4" (6' SKIP-2' DASH, WHITE) (70300904)		
	PAVEMENT MARKING TAPE, TYPE IV 12" (CHEVRONS, WHITE) (70300912)		
	PAVEMENT MARKING TAPE, TYPE IV 8" (SOLID, WHITE) (70300908)		

NOTE:
MOT PLANS SHOW TRAFFIC IN POST-OPERATIONS CONFIGURATION. PLEASE REFER TO MOT TYPICAL SECTIONS AND ILLINOIS TOLLWAY STANDARD E2 FOR 1 AND 2 LANE CLOSURES WHEN REQUIRED, AS DICTATED BY MOT TYPICAL SECTIONS.



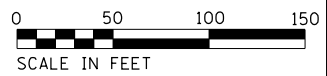
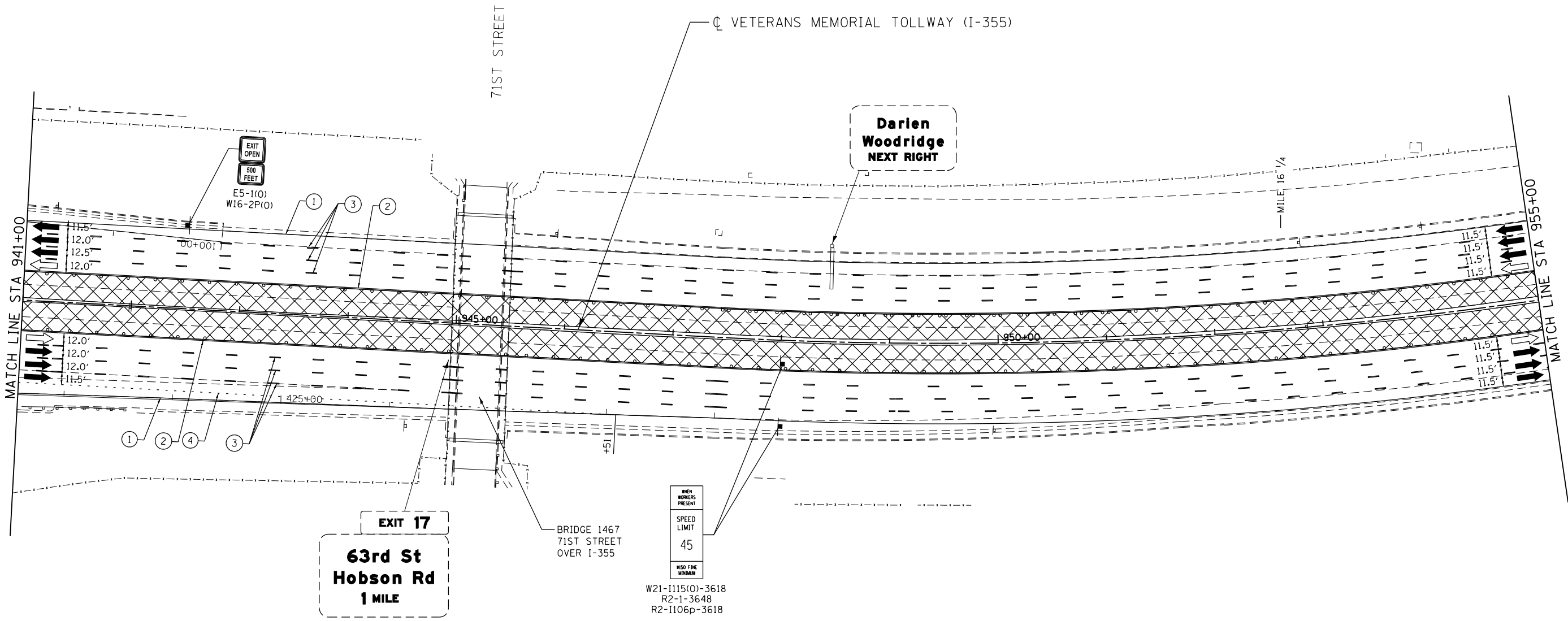
DRAWN BY MAL DATE 3/11/2018
CHECKED BY MPV DATE 3/11/2018



REVISIONS	
NO.	DATE

CONTRACT NO. RR-16-4255
MOT STAGE 4
STA 927+00 - STA 941+00

MOT-299
DRAWING NO.
350 OF 1517



MOT PLAN LEGEND:

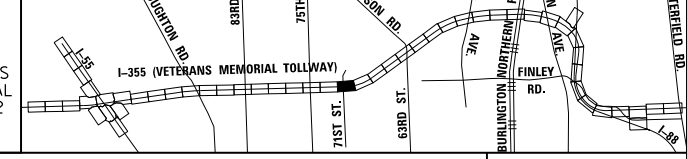
- CONSTRUCTION WORK ZONE
- PORT. CHANGEABLE MESSAGE SIGN
- DIRECTION OF TRAFFIC FLOW
- DIRECTION OF TRAFFIC FLOW, LANE CLOSED DURING OPERATIONS
- CONSTRUCTION SIGN

- TYPE II BARRICADES OR DRUMS WITH STEADY BURNING MONO-DIRECTIONAL LIGHT @ 50' CENTERS (25' CENTERS ALONG TAPERS AND RAMPS)
- TYPE III BARRICADE WITH STEADY BURNING LIGHT
- ACCELERATED PCC PATCHING, CLASS B, 12 INCHES (JI442873, JI442874, JI442875, JI442894)
- EXISTING PAVEMENT MARKING
- WATERBLAST PAVEMENT MARKING REMOVAL WITH VACUUM RECOVERY (JT783005)

- PAVEMENT MARKING PLACED IN PREVIOUS STAGE
- PAVEMENT MARKING TAPE, TYPE IV 4" (SOLID, WHITE) (70300904)
- PAVEMENT MARKING TAPE, TYPE IV 4" (SOLID, YELLOW) (70300904)
- PAVEMENT MARKING TAPE, TYPE IV 4" (30' SKIP-10' DASH, WHITE) (70300904)
- PAVEMENT MARKING TAPE, TYPE IV 4" (6' SKIP-2' DASH, WHITE) (70300904)

- PAVEMENT MARKING TAPE, TYPE IV 12" (CHEVRONS, WHITE) (70300912)
 - PAVEMENT MARKING TAPE, TYPE IV 8" (SOLID, WHITE) (70300908)
- NOTE:
MOT PLANS SHOW TRAFFIC IN POST-OPERATIONS CONFIGURATION. PLEASE REFER TO MOT TYPICAL SECTIONS AND ILLINOIS TOLLWAY STANDARD E2 FOR 1 AND 2 LANE CLOSURES WHEN REQUIRED, AS DICTATED BY MOT TYPICAL SECTIONS.

KEY MAP



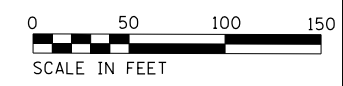
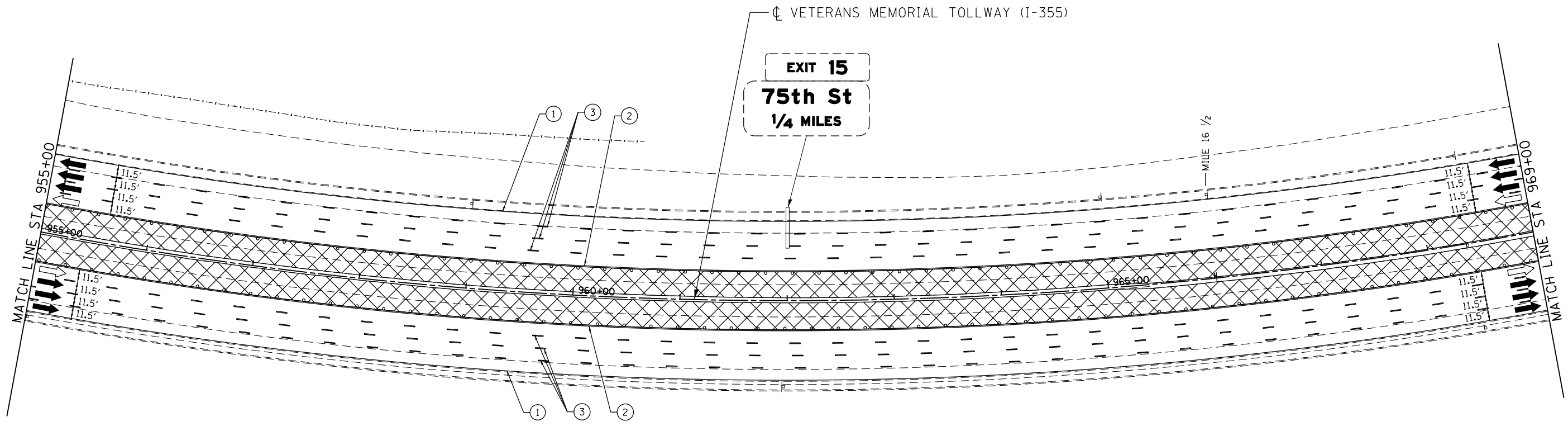
DRAWN BY MAL DATE 3/11/2018
 CHECKED BY MPV DATE 3/11/2018



REVISIONS		
NO.	DATE	DESCRIPTION

CONTRACT NO. RR-16-4255
 MOT STAGE 4
 STA 941+00 - STA 955+00

MOT-300
 DRAWING NO.
 351 OF 1517



MOT PLAN LEGEND:

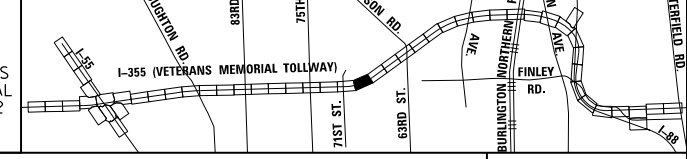
- CONSTRUCTION WORK ZONE
- PORT. CHANGEABLE MESSAGE SIGN
- DIRECTION OF TRAFFIC FLOW
- DIRECTION OF TRAFFIC FLOW, LANE CLOSED DURING OPERATIONS
- CONSTRUCTION SIGN

- TYPE II BARRICADES OR DRUMS WITH STEADY BURNING MONO-DIRECTIONAL LIGHT @ 50' CENTERS (25' CENTERS ALONG TAPERS AND RAMPS)
- TYPE III BARRICADE WITH STEADY BURNING LIGHT
- ACCELERATED PCC PATCHING, CLASS B, 12 INCHES (JI442873, JI442874, JI442875, JI442894)
- EXISTING PAVEMENT MARKING
- WATERBLAST PAVEMENT MARKING REMOVAL WITH VACUUM RECOVERY (JT783005)

- PAVEMENT MARKING PLACED IN PREVIOUS STAGE
- PAVEMENT MARKING TAPE, TYPE IV 4" (SOLID, WHITE) (70300904)
- PAVEMENT MARKING TAPE, TYPE IV 4" (SOLID, YELLOW) (70300904)
- PAVEMENT MARKING TAPE, TYPE IV 4" (30' SKIP-10' DASH, WHITE) (70300904)
- PAVEMENT MARKING TAPE, TYPE IV 4" (6' SKIP-2' DASH, WHITE) (70300904)

- PAVEMENT MARKING TAPE, TYPE IV 12" (CHEVRONS, WHITE) (70300912)
 - PAVEMENT MARKING TAPE, TYPE IV 8" (SOLID, WHITE) (70300908)
- NOTE:
MOT PLANS SHOW TRAFFIC IN POST-OPERATIONS CONFIGURATION. PLEASE REFER TO MOT TYPICAL SECTIONS AND ILLINOIS TOLLWAY STANDARD E2 FOR 1 AND 2 LANE CLOSURES WHEN REQUIRED, AS DICTATED BY MOT TYPICAL SECTIONS.

KEY MAP



DRAWN BY MAL DATE 3/11/2018
 CHECKED BY MPV DATE 3/11/2018

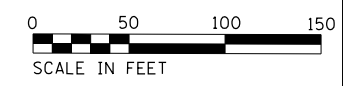
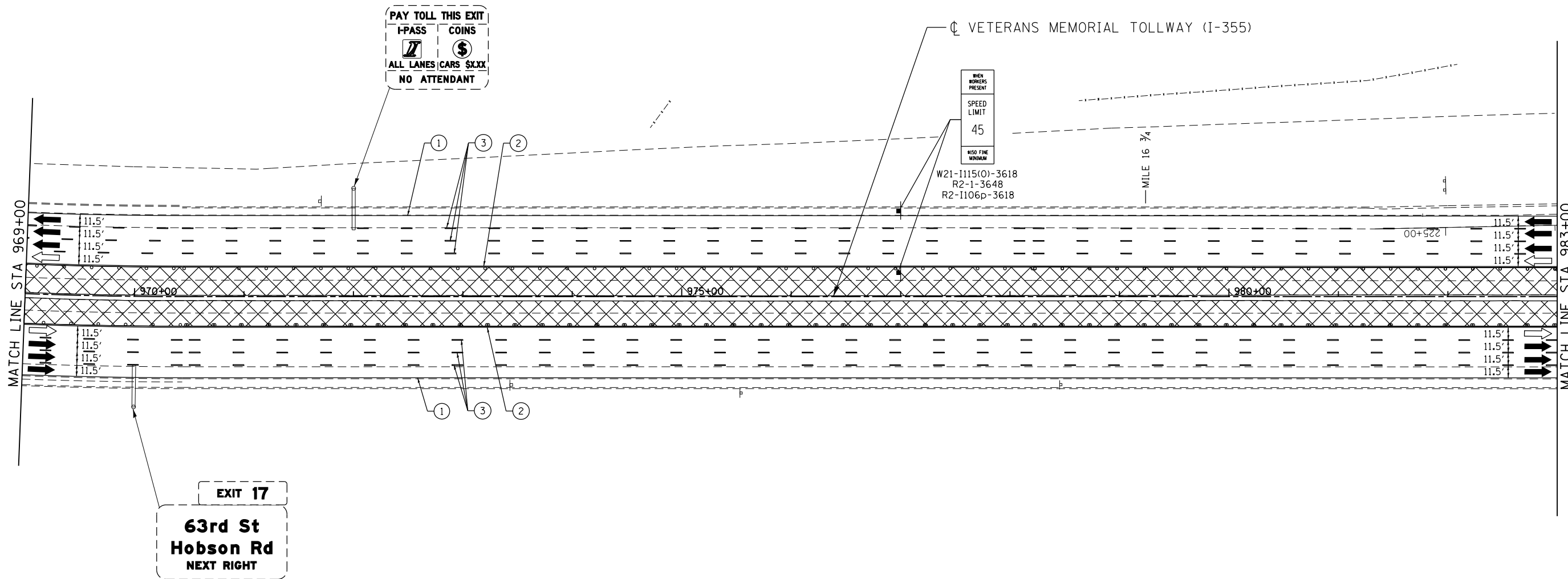



REVISIONS		
NO.	DATE	DESCRIPTION

CONTRACT NO. RR-16-4255
 MOT STAGE 4
 STA 955+00 - STA 969+00

MOT-301
 DRAWING NO. 352 OF 1517

P:\proj\p01\primera\chicago\comp\PR00\Documents\01\Projects\2016\20161616_Veterans Memorial Tollway\Drawings\Current Drawings\Files\4255\Civil\Sheet\4255-ahb-nota-REL020.dgn

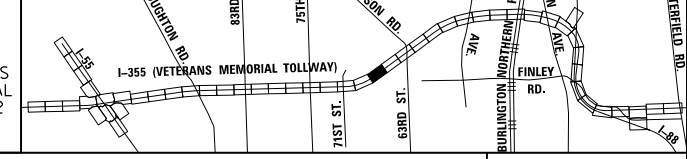


MOT PLAN LEGEND:

- CONSTRUCTION WORK ZONE
- PORT. CHANGEABLE MESSAGE SIGN
- DIRECTION OF TRAFFIC FLOW
- DIRECTION OF TRAFFIC FLOW, LANE CLOSED DURING OPERATIONS
- CONSTRUCTION SIGN
- TYPE II BARRICADES OR DRUMS WITH STEADY BURNING MONO-DIRECTIONAL LIGHT @ 50' CENTERS (25' CENTERS ALONG TAPERS AND RAMP)
- TYPE III BARRICADE WITH STEADY BURNING LIGHT
- ACCELERATED PCC PATCHING, CLASS B, 12 INCHES (JI442873, JI442874, JI442875, JI442894)
- (A) EXISTING PAVEMENT MARKING
- (B) WATERBLAST PAVEMENT MARKING REMOVAL WITH VACUUM RECOVERY (JT783005)
- (C) PAVEMENT MARKING PLACED IN PREVIOUS STAGE
- (1) PAVEMENT MARKING TAPE, TYPE IV 4" (SOLID, WHITE) (70300904)
- (2) PAVEMENT MARKING TAPE, TYPE IV 4" (SOLID, YELLOW) (70300904)
- (3) PAVEMENT MARKING TAPE, TYPE IV 4" (30' SKIP-10' DASH, WHITE) (70300904)
- (4) PAVEMENT MARKING TAPE, TYPE IV 4" (6' SKIP-2' DASH, WHITE) (70300904)
- (5) PAVEMENT MARKING TAPE, TYPE IV 12" (CHEVRONS, WHITE) (70300912)
- (6) PAVEMENT MARKING TAPE, TYPE IV 8" (SOLID, WHITE) (70300908)

NOTE:
MOT PLANS SHOW TRAFFIC IN POST-OPERATIONS CONFIGURATION. PLEASE REFER TO MOT TYPICAL SECTIONS AND ILLINOIS TOLLWAY STANDARD E2 FOR 1 AND 2 LANE CLOSURES WHEN REQUIRED, AS DICTATED BY MOT TYPICAL SECTIONS.

KEY MAP



DRAWN BY MAL DATE 3/11/2018
CHECKED BY MPV DATE 3/11/2018

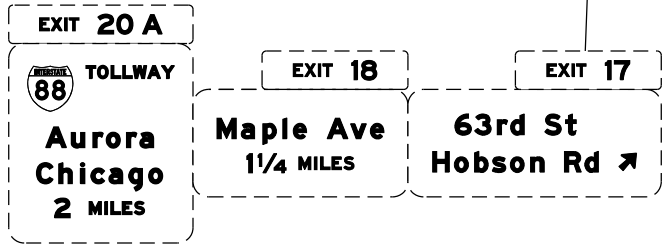
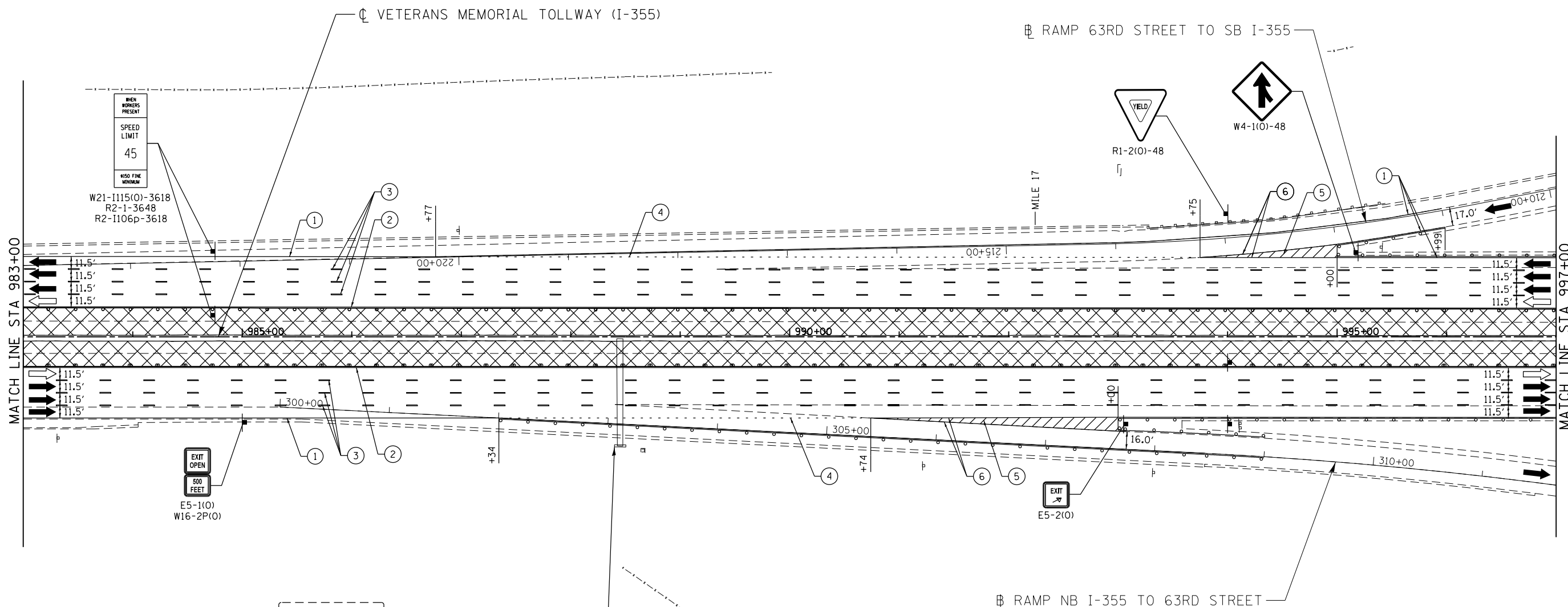



REVISIONS		
NO.	DATE	DESCRIPTION

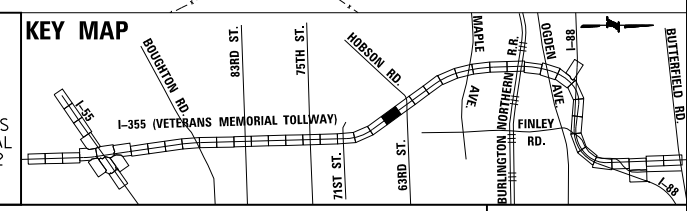
CONTRACT NO. RR-16-4255
MOT STAGE 4
STA 969+00 - STA 983+00

MOT-302
DRAWING NO. 353 OF 1517

P:\proj\pwwant01\primera\chicago\comp\PR00\Documents\01\Projects\2016\20161616 - Veterans Memorial Tollway\Drawings\Current Drawings Files\4255\Civil\Sheet\4255-ahk-mot4-REL021.dgn



MOT PLAN LEGEND:		REVISIONS	
	CONSTRUCTION WORK ZONE	NO.	DATE
	PORT. CHANGEABLE MESSAGE SIGN		
	DIRECTION OF TRAFFIC FLOW		
	DIRECTION OF TRAFFIC FLOW, LANE CLOSED DURING OPERATIONS		
	CONSTRUCTION SIGN		
	TYPE II BARRICADES OR DRUMS WITH STEADY BURNING MONO-DIRECTIONAL LIGHT @ 50' CENTERS (25' CENTERS ALONG TAPERS AND RAMP)		
	TYPE III BARRICADE WITH STEADY BURNING LIGHT		
	ACCELERATED PCC PATCHING, CLASS B, 12 INCHES (JI442873, JI442874, JI442875, JI442894)		
	(A) EXISTING PAVEMENT MARKING		
	(B) WATERBLAST PAVEMENT MARKING REMOVAL WITH VACUUM RECOVERY (JT783005)		
	(C) PAVEMENT MARKING PLACED IN PREVIOUS STAGE		
	(1) PAVEMENT MARKING TAPE, TYPE IV 4\" (SOLID, WHITE) (70300904)		
	(2) PAVEMENT MARKING TAPE, TYPE IV 4\" (SOLID, YELLOW) (70300904)		
	(3) PAVEMENT MARKING TAPE, TYPE IV 4\" (30' SKIP-10' DASH, WHITE) (70300904)		
	(4) PAVEMENT MARKING TAPE, TYPE IV 4\" (6' SKIP-2' DASH, WHITE) (70300904)		
	(5) PAVEMENT MARKING TAPE, TYPE IV 12\" (CHEVRONS, WHITE) (70300912)		
	(6) PAVEMENT MARKING TAPE, TYPE IV 8\" (SOLID, WHITE) (70300908)		



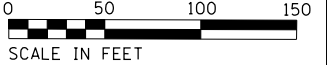
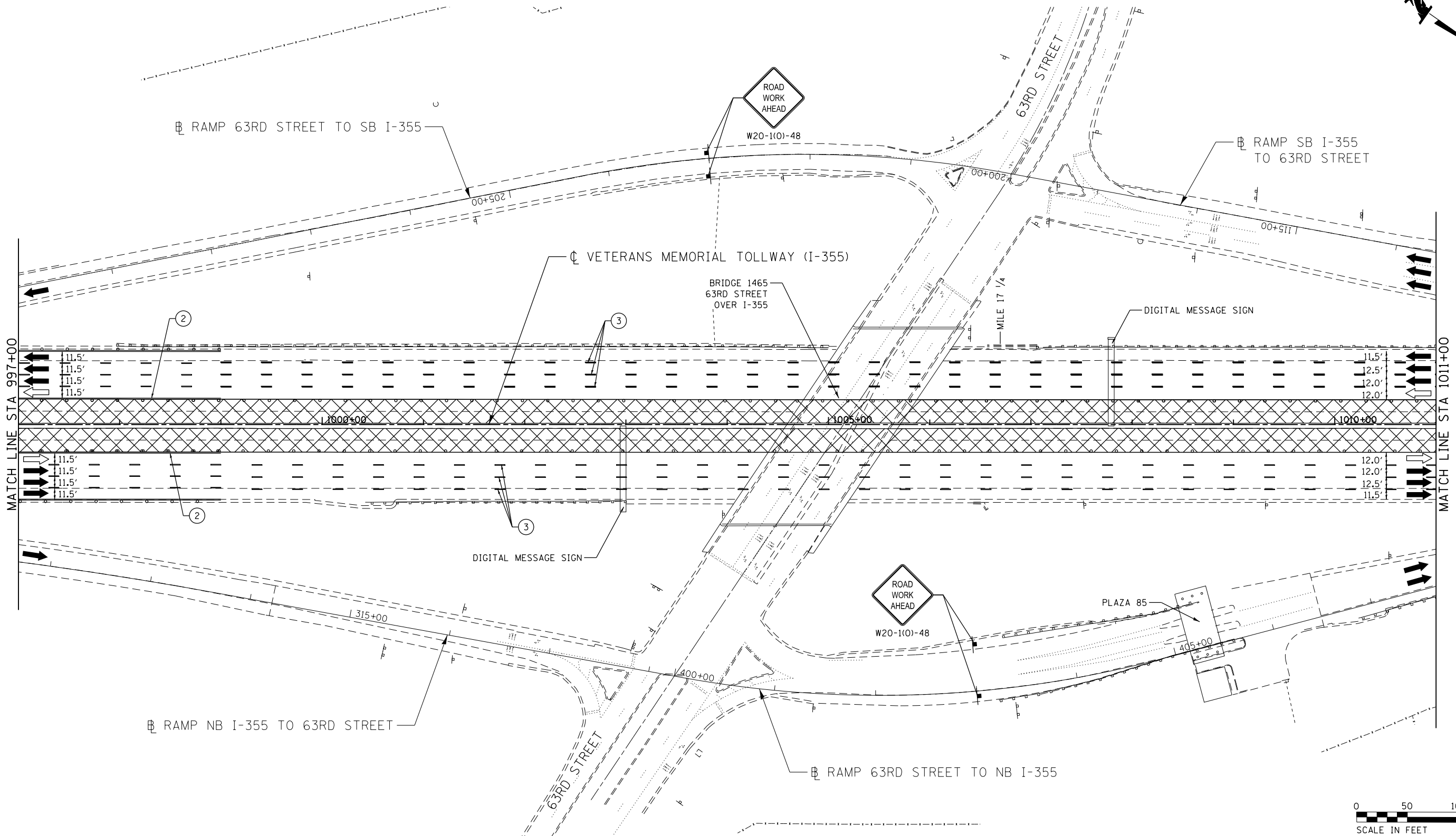

NOTE: MOT PLANS SHOW TRAFFIC IN POST-OPERATIONS CONFIGURATION. PLEASE REFER TO MOT TYPICAL SECTIONS AND ILLINOIS TOLLWAY STANDARD E2 FOR 1 AND 2 LANE CLOSURES WHEN REQUIRED, AS DICTATED BY MOT TYPICAL SECTIONS.

DRAWN BY MAL DATE 3/11/2018
 CHECKED BY MPV DATE 3/11/2018



REVISIONS	
NO.	DATE

CONTRACT NO. RR-16-4255
 MOT STAGE 4
 STA 983+00 - STA 997+00
 MOT-303
 DRAWING NO. 354 OF 1517

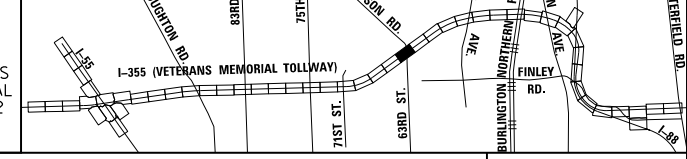


MOT PLAN LEGEND:

- | | | |
|-----------------------------------------------------------------------------------------------------------------------------------------------------------------------------------------------------------------------------------------------------------|----------------------------------------------------------------------------------------------------------------------------------------------------------------------------------------------------------------------------------------------------------------------------------------------------------------------------------------------------------|--------------------------------------------------------------------------------------------------------------------------------------------------------------------------------------------------------------------------------------------------------------------------------------------------------------------------------------------------------------------------------------------------------------------------------------------------------------------------------------------------------------------------------------------------------------------|
| <ul style="list-style-type: none"> ☒ CONSTRUCTION WORK ZONE ◻ PORT. CHANGEABLE MESSAGE SIGN ➔ DIRECTION OF TRAFFIC FLOW ➔ DIRECTION OF TRAFFIC FLOW, LANE CLOSED DURING OPERATIONS ⊥ CONSTRUCTION SIGN | <ul style="list-style-type: none"> — TYPE II BARRICADES OR DRUMS WITH STEADY BURNING MONO-DIRECTIONAL LIGHT @ 50' CENTERS (25' CENTERS ALONG TAPERS AND RAMP) ⊥ TYPE III BARRICADE WITH STEADY BURNING LIGHT ⓐ EXISTING PAVEMENT MARKING ⓑ WATERBLAST PAVEMENT MARKING REMOVAL WITH VACUUM RECOVERY (JT783005) | <ul style="list-style-type: none"> Ⓒ PAVEMENT MARKING PLACED IN PREVIOUS STAGE ① PAVEMENT MARKING TAPE, TYPE IV 4" (SOLID, WHITE) (70300904) ② PAVEMENT MARKING TAPE, TYPE IV 4" (SOLID, YELLOW) (70300904) ③ PAVEMENT MARKING TAPE, TYPE IV 4" (30' SKIP-10' DASH, WHITE) (70300904) ④ PAVEMENT MARKING TAPE, TYPE IV 4" (6' SKIP-2' DASH, WHITE) (70300904) ⑤ PAVEMENT MARKING TAPE, TYPE IV 12" (CHEVRONS, WHITE) (70300912) ⑥ PAVEMENT MARKING TAPE, TYPE IV 8" (SOLID, WHITE) (70300908) |
|-----------------------------------------------------------------------------------------------------------------------------------------------------------------------------------------------------------------------------------------------------------|----------------------------------------------------------------------------------------------------------------------------------------------------------------------------------------------------------------------------------------------------------------------------------------------------------------------------------------------------------|--------------------------------------------------------------------------------------------------------------------------------------------------------------------------------------------------------------------------------------------------------------------------------------------------------------------------------------------------------------------------------------------------------------------------------------------------------------------------------------------------------------------------------------------------------------------|

NOTE:
MOT PLANS SHOW TRAFFIC IN POST-OPERATIONS CONFIGURATION. PLEASE REFER TO MOT TYPICAL SECTIONS AND ILLINOIS TOLLWAY STANDARD E2 FOR 1 AND 2 LANE CLOSURES WHEN REQUIRED, AS DICTATED BY MOT TYPICAL SECTIONS.

KEY MAP



DRAWN BY MAL DATE 3/11/2018
CHECKED BY MPV DATE 3/11/2018



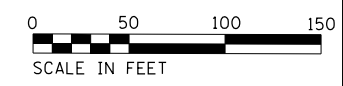
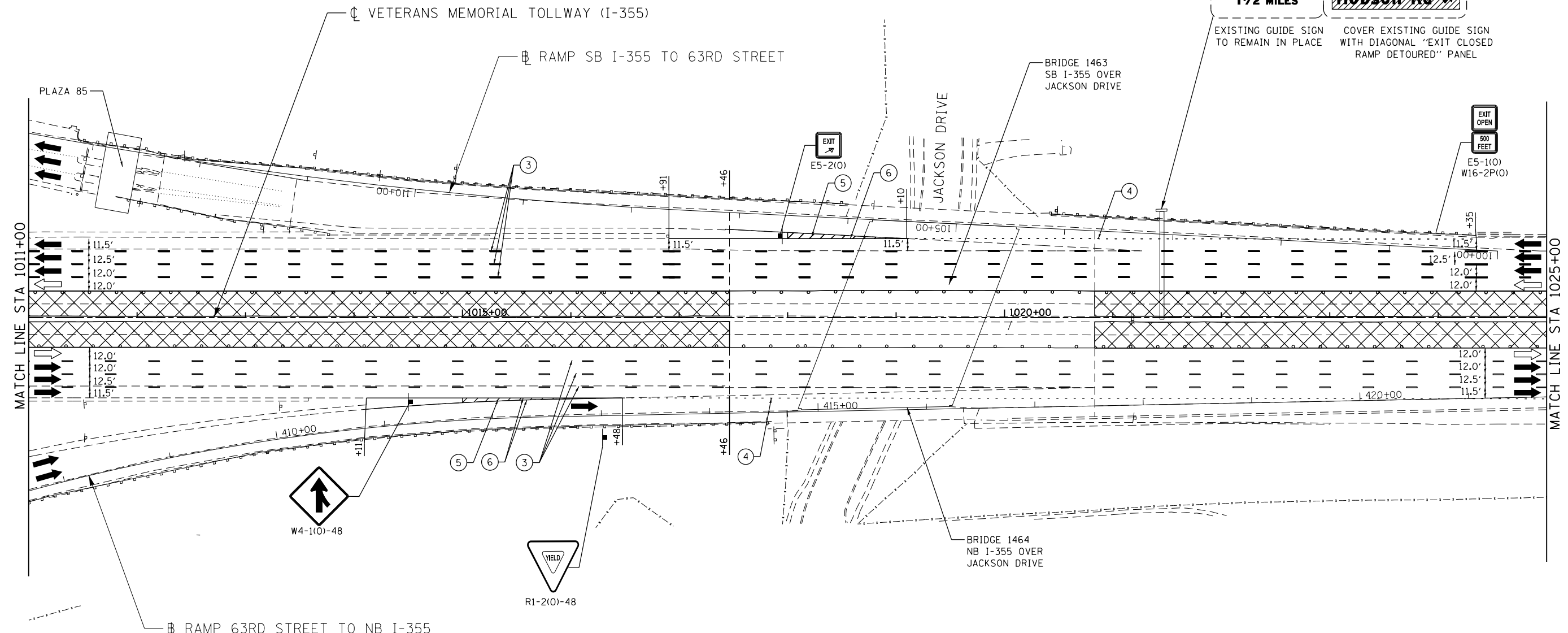
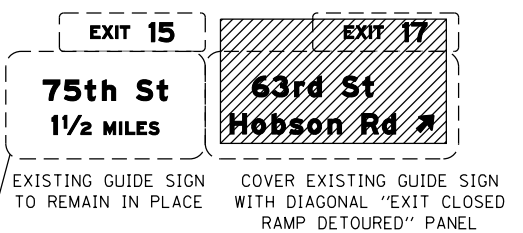

THE ILLINOIS STATE TOLL HIGHWAY AUTHORITY
2700 OGDEN AVENUE
DOWNERS GROVE,
ILLINOIS 60515

REVISIONS	
NO.	DESCRIPTION

CONTRACT NO. RR-16-4255
MOT STAGE 4
STA 997+00 - STA 1011+00

MOT-304
DRAWING NO.
355 OF 1517

P:\projects\2016\20161616-Veterans Memorial Tollway\Drawings\Current Drawings\Files\4255\Civil\Sheet\255-akt-nota-REL023.dgn
 Projects\2016\20161616-Veterans Memorial Tollway\Drawings\Current Drawings\Files\4255\Civil\Sheet\255-akt-nota-REL023.dgn



MOT PLAN LEGEND:

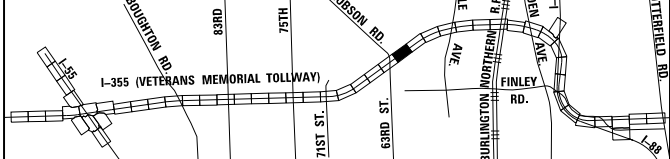
- CONSTRUCTION WORK ZONE
- PORT. CHANGEABLE MESSAGE SIGN
- DIRECTION OF TRAFFIC FLOW
- DIRECTION OF TRAFFIC FLOW, LANE CLOSED DURING OPERATIONS
- CONSTRUCTION SIGN

- TYPE II BARRICADES OR DRUMS WITH STEADY BURNING MONO-DIRECTIONAL LIGHT @ 50' CENTERS (25' CENTERS ALONG TAPERS AND RAMPS)
- TYPE III BARRICADE WITH STEADY BURNING LIGHT
- ACCELERATED PCC PATCHING, CLASS B, 12 INCHES (JI442873, JI442874, JI442875, JI442894)
- EXISTING PAVEMENT MARKING
- WATERBLAST PAVEMENT MARKING REMOVAL WITH VACUUM RECOVERY (JT783005)

- PAVEMENT MARKING PLACED IN PREVIOUS STAGE
- PAVEMENT MARKING TAPE, TYPE IV 4" (SOLID, WHITE) (70300904)
- PAVEMENT MARKING TAPE, TYPE IV 4" (SOLID, YELLOW) (70300904)
- PAVEMENT MARKING TAPE, TYPE IV 4" (30' SKIP-10' DASH, WHITE) (70300904)
- PAVEMENT MARKING TAPE, TYPE IV 4" (6' SKIP-2' DASH, WHITE) (70300904)

- PAVEMENT MARKING TAPE, TYPE IV 12" (CHEVRONS, WHITE) (70300912)
 - PAVEMENT MARKING TAPE, TYPE IV 8" (SOLID, WHITE) (70300908)
- NOTE:
MOT PLANS SHOW TRAFFIC IN POST-OPERATIONS CONFIGURATION. PLEASE REFER TO MOT TYPICAL SECTIONS AND ILLINOIS TOLLWAY STANDARD E2 FOR 1 AND 2 LANE CLOSURES WHEN REQUIRED, AS DICTATED BY MOT TYPICAL SECTIONS.

KEY MAP



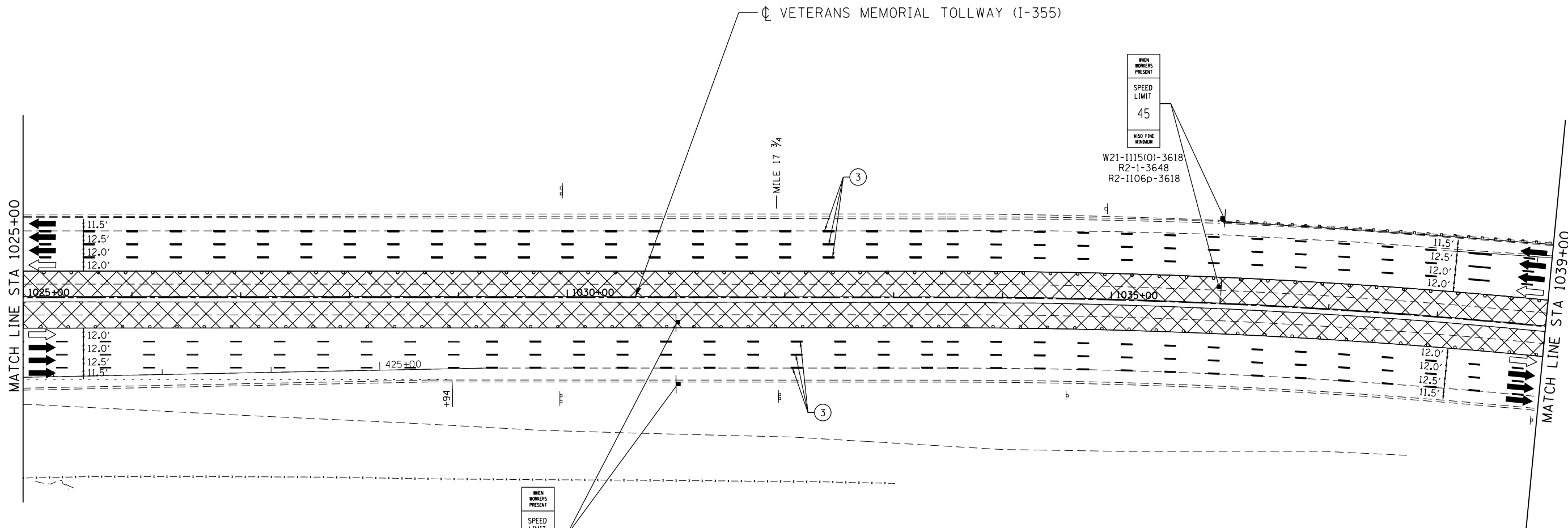

DRAWN BY MAL DATE 3/11/2018
 CHECKED BY MPV DATE 3/11/2018



REVISIONS		
NO.	DATE	DESCRIPTION

CONTRACT NO. RR-16-4255
 MOT STAGE 4
 STA 1011+00 - STA 1025+00

MOT-305
 DRAWING NO. 356 OF 1517



WHEN WORKERS PRESENT
SPEED LIMIT
45
150 FINE MINIMUM

W21-1115(O)-3618
R2-1-3648
R2-1106p-3618



MOT PLAN LEGEND:

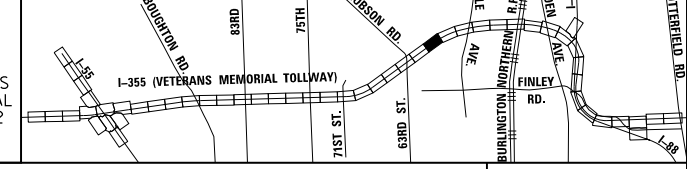
- CONSTRUCTION WORK ZONE
- PORT. CHANGEABLE MESSAGE SIGN
- DIRECTION OF TRAFFIC FLOW
- DIRECTION OF TRAFFIC FLOW, LANE CLOSED DURING OPERATIONS
- CONSTRUCTION SIGN

- TYPE II BARRICADES OR DRUMS WITH STEADY BURNING MONO-DIRECTIONAL LIGHT @ 50' CENTERS (25' CENTERS ALONG TAPERS AND RAMPS)
- TYPE III BARRICADE WITH STEADY BURNING LIGHT
- ACCELERATED PCC PATCHING, CLASS B, 12 INCHES (JI442873, JI442874, JI442875, JI442894)
- EXISTING PAVEMENT MARKING
- WATERBLAST PAVEMENT MARKING REMOVAL WITH VACUUM RECOVERY (JT783005)

- PAVEMENT MARKING PLACED IN PREVIOUS STAGE
- PAVEMENT MARKING TAPE, TYPE IV 4" (SOLID, WHITE) (70300904)
- PAVEMENT MARKING TAPE, TYPE IV 4" (SOLID, YELLOW) (70300904)
- PAVEMENT MARKING TAPE, TYPE IV 4" (30' SKIP-10' DASH, WHITE) (70300904)
- PAVEMENT MARKING TAPE, TYPE IV 4" (6' SKIP-2' DASH, WHITE) (70300904)

- PAVEMENT MARKING TAPE, TYPE IV 12" (CHEVRONS, WHITE) (70300912)
 - PAVEMENT MARKING TAPE, TYPE IV 8" (SOLID, WHITE) (70300908)
- NOTE:
MOT PLANS SHOW TRAFFIC IN POST-OPERATIONS CONFIGURATION. PLEASE REFER TO MOT TYPICAL SECTIONS AND ILLINOIS TOLLWAY STANDARD E2 FOR 1 AND 2 LANE CLOSURES WHEN REQUIRED, AS DICTATED BY MOT TYPICAL SECTIONS.

KEY MAP



DRAWN BY MAL DATE 3/11/2018
CHECKED BY MPV DATE 3/11/2018



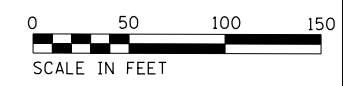
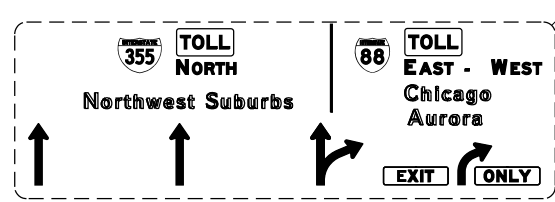
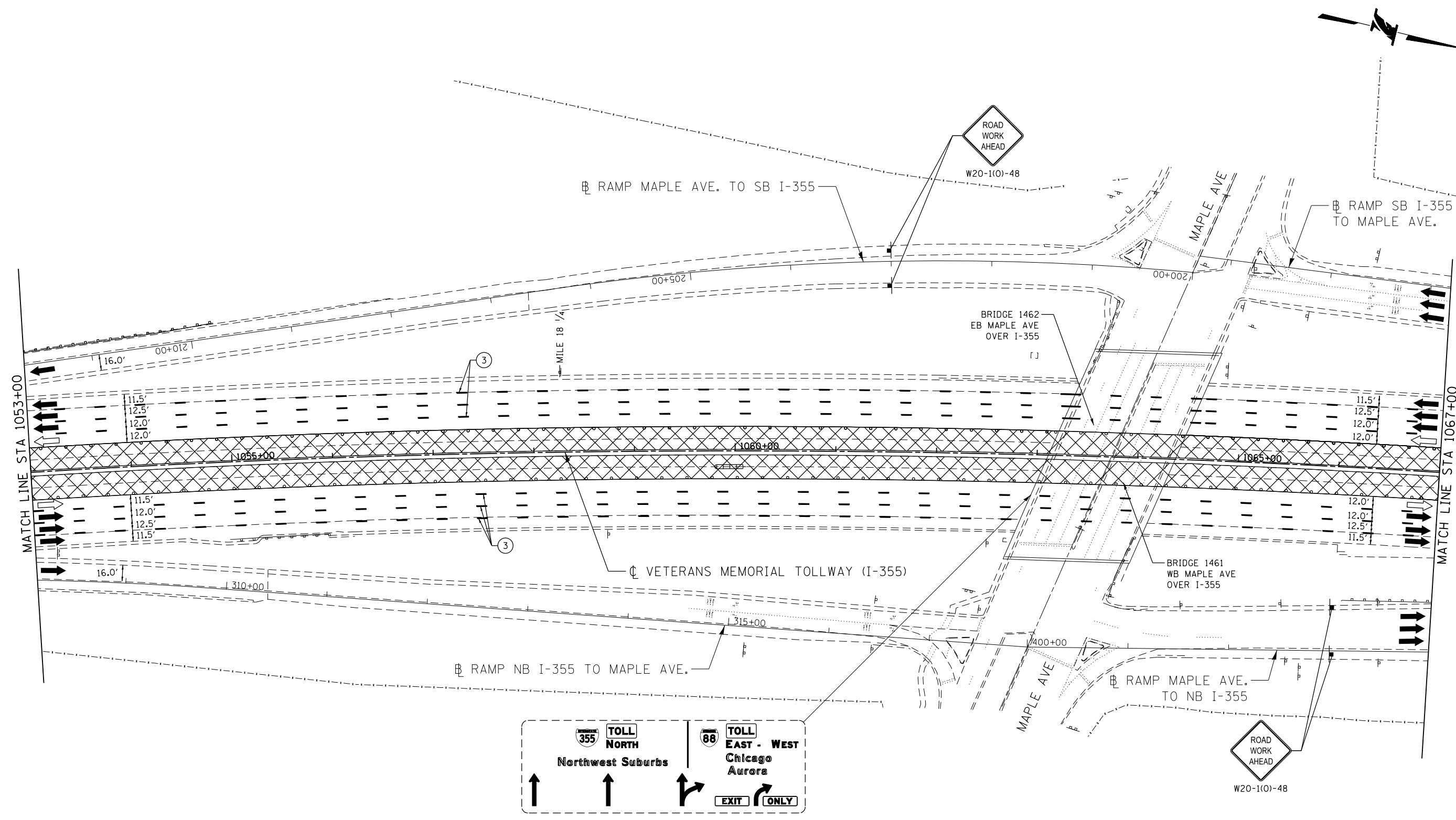
REVISIONS		
NO.	DATE	DESCRIPTION

CONTRACT NO. RR-16-4255
MOT STAGE 4
STA 1025+00 - STA 1039+00

MOT-306
DRAWING NO. 357 OF 1517

P:\proj\pawar\01\primera\chicago\comp\PR001\Documents\01\Projects\2016\20161616_Veterans Memorial Tollway\Drawings\Current\Drawings\Files\4255\Civil\Sheet\4255-akt-nota-REL025.dgn

P:\proj\p01\primera\chicago\comp\PR001\Documents\01\Projects\2016\20161616 - Veterans Memorial Tollway\Drawings\Current\Drawings\Files\4255\Civil\Sheet\255-akt-nsta-REL027.dgn



MOT PLAN LEGEND:

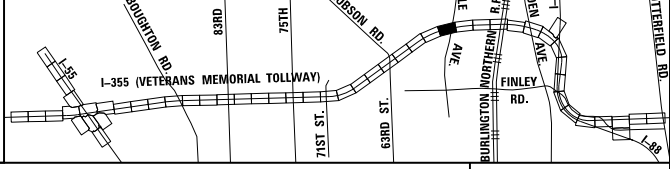
- CONSTRUCTION WORK ZONE
- PORT. CHANGEABLE MESSAGE SIGN
- DIRECTION OF TRAFFIC FLOW
- DIRECTION OF TRAFFIC FLOW, LANE CLOSED DURING OPERATIONS
- CONSTRUCTION SIGN

- TYPE II BARRICADES OR DRUMS WITH STEADY BURNING MONO-DIRECTIONAL LIGHT @ 50' CENTERS (25' CENTERS ALONG TAPERS AND RAMPS)
- TYPE III BARRICADE WITH STEADY BURNING LIGHT
- ACCELERATED PCC PATCHING, CLASS B, 12 INCHES (JI442873, JI442874, JI442875, JI442894)
- EXISTING PAVEMENT MARKING
- WATERBLAST PAVEMENT MARKING REMOVAL WITH VACUUM RECOVERY (JT783005)

- PAVEMENT MARKING PLACED IN PREVIOUS STAGE
- PAVEMENT MARKING TAPE, TYPE IV 4" (SOLID, WHITE) (70300904)
- PAVEMENT MARKING TAPE, TYPE IV 4" (SOLID, YELLOW) (70300904)
- PAVEMENT MARKING TAPE, TYPE IV 4" (30' SKIP-10' DASH, WHITE) (70300904)
- PAVEMENT MARKING TAPE, TYPE IV 4" (6' SKIP-2' DASH, WHITE) (70300904)

- PAVEMENT MARKING TAPE, TYPE IV 12" (CHEVRONS, WHITE) (70300912)
 - PAVEMENT MARKING TAPE, TYPE IV 8" (SOLID, WHITE) (70300908)
- NOTE:
MOT PLANS SHOW TRAFFIC IN POST-OPERATIONS CONFIGURATION. PLEASE REFER TO MOT TYPICAL SECTIONS AND ILLINOIS TOLLWAY STANDARD E2 FOR 1 AND 2 LANE CLOSURES WHEN REQUIRED, AS DICTATED BY MOT TYPICAL SECTIONS.

KEY MAP

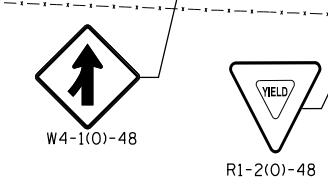
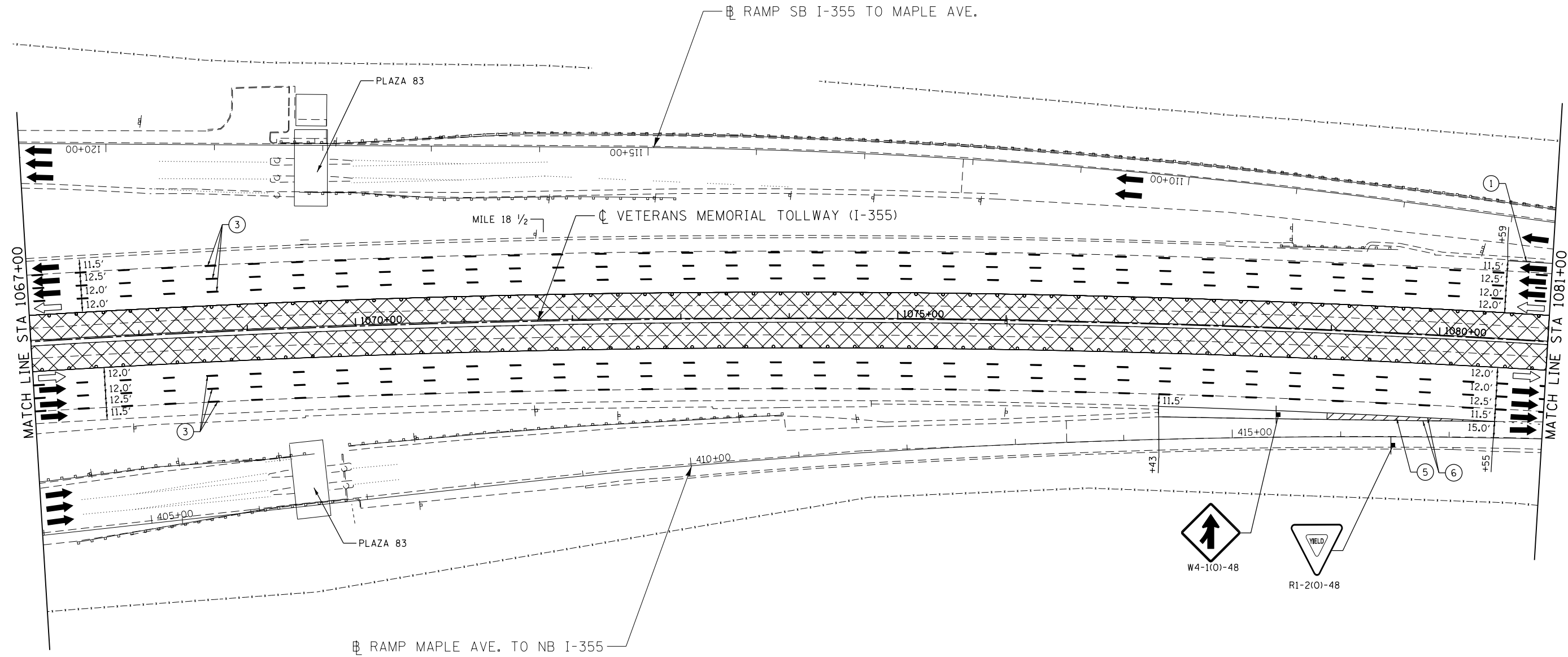


DRAWN BY MAL DATE 3/11/2018
 CHECKED BY MPV DATE 3/11/2018



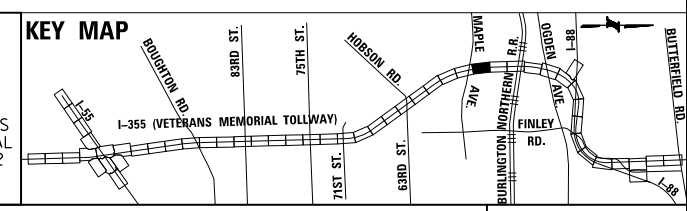
REVISIONS		
NO.	DATE	DESCRIPTION

CONTRACT NO. RR-16-4255
 MOT STAGE 4
 STA 1053+00 - STA 1067+00
 MOT-308
 DRAWING NO. 359 OF 1517



MOT PLAN LEGEND:		REVISIONS	
CONSTRUCTION WORK ZONE	TYPE II BARRICADES OR DRUMS WITH STEADY BURNING MONO-DIRECTIONAL LIGHT @ 50' CENTERS (25' CENTERS ALONG TAPERS AND RAMPS)	①	PAVEMENT MARKING TAPE, TYPE IV 4" (SOLID, WHITE) (70300904)
PORT. CHANGEABLE MESSAGE SIGN	TYPE III BARRICADE WITH STEADY BURNING LIGHT ACCELERATED PCC PATCHING, CLASS B, 12 INCHES (JI442873, JI442874, JI442875, JI442894)	②	PAVEMENT MARKING TAPE, TYPE IV 4" (SOLID, YELLOW) (70300904)
DIRECTION OF TRAFFIC FLOW	(A) EXISTING PAVEMENT MARKING	③	PAVEMENT MARKING TAPE, TYPE IV 4" (30' SKIP-10' DASH, WHITE) (70300904)
DIRECTION OF TRAFFIC FLOW, LANE CLOSED DURING OPERATIONS	(B) WATERBLAST PAVEMENT MARKING REMOVAL WITH VACUUM RECOVERY (JT783005)	④	PAVEMENT MARKING TAPE, TYPE IV 4" (6' SKIP-2' DASH, WHITE) (70300904)
CONSTRUCTION SIGN		⑤	PAVEMENT MARKING TAPE, TYPE IV 12" (CHEVRONS, WHITE) (70300912)
		⑥	PAVEMENT MARKING TAPE, TYPE IV 8" (SOLID, WHITE) (70300908)

NOTE:
MOT PLANS SHOW TRAFFIC IN POST-OPERATIONS CONFIGURATION. PLEASE REFER TO MOT TYPICAL SECTIONS AND ILLINOIS TOLLWAY STANDARD E2 FOR 1 AND 2 LANE CLOSURES WHEN REQUIRED, AS DICTATED BY MOT TYPICAL SECTIONS.



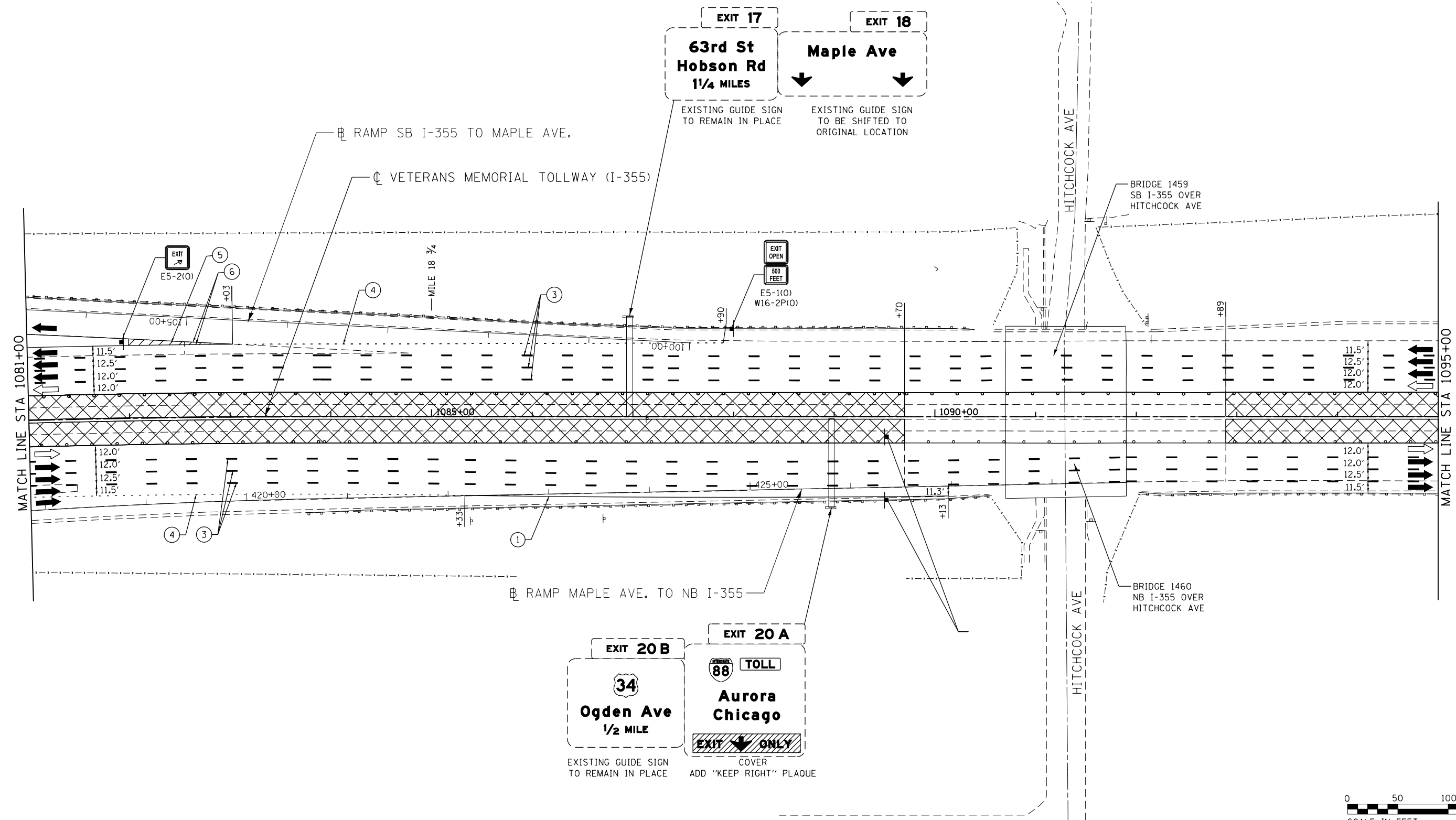
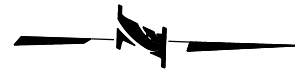
DRAWN BY MAL DATE 3/11/2018
CHECKED BY MPV DATE 3/11/2018



NO.	DATE	DESCRIPTION

CONTRACT NO. RR-16-4255
MOT STAGE 4
STA 1067+00 - STA 1081+00
MOT-309
DRAWING NO. 360 OF 1517

P:\projects\2016\20161616-Veterans Memorial Tollway\Drawings\Current Drawings Files\4255-Civil\Sheet\255-akt-nota-REL028.dgn
 Projects\2016\20161616-Veterans Memorial Tollway\Drawings\Current Drawings Files\4255-Civil\Sheet\255-akt-nota-REL028.dgn

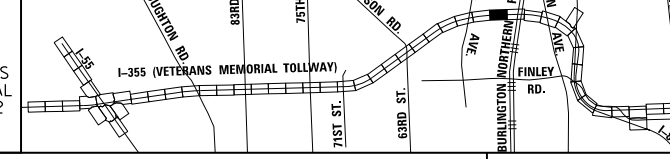


MOT PLAN LEGEND:

- CONSTRUCTION WORK ZONE
- PORT. CHANGEABLE MESSAGE SIGN
- DIRECTION OF TRAFFIC FLOW
- DIRECTION OF TRAFFIC FLOW, LANE CLOSED DURING OPERATIONS
- CONSTRUCTION SIGN
- TYPE II BARRICADES OR DRUMS WITH STEADY BURNING MONO-DIRECTIONAL LIGHT @ 50' CENTERS (25' CENTERS ALONG TAPERS AND RAMP)
- TYPE III BARRICADE WITH STEADY BURNING LIGHT
- ACCELERATED PCC PATCHING, CLASS B, 12 INCHES (JI442873, JI442874, JI442875, JI442894)
- EXISTING PAVEMENT MARKING
- WATERBLAST PAVEMENT MARKING REMOVAL WITH VACUUM RECOVERY (JT783005)
- PAVEMENT MARKING PLACED IN PREVIOUS STAGE
- PAVEMENT MARKING TAPE, TYPE IV 4" (SOLID, WHITE) (70300904)
- PAVEMENT MARKING TAPE, TYPE IV 4" (SOLID, YELLOW) (70300904)
- PAVEMENT MARKING TAPE, TYPE IV 4" (30' SKIP-10" DASH, WHITE) (70300904)
- PAVEMENT MARKING TAPE, TYPE IV 4" (6' SKIP-2" DASH, WHITE) (70300904)
- PAVEMENT MARKING TAPE, TYPE IV 12" (CHEVRONS, WHITE) (70300912)
- PAVEMENT MARKING TAPE, TYPE IV 8" (SOLID, WHITE) (70300908)

NOTE:
MOT PLANS SHOW TRAFFIC IN POST-OPERATIONS CONFIGURATION. PLEASE REFER TO MOT TYPICAL SECTIONS AND ILLINOIS TOLLWAY STANDARD E2 FOR 1 AND 2 LANE CLOSURES WHEN REQUIRED, AS DICTATED BY MOT TYPICAL SECTIONS.

KEY MAP



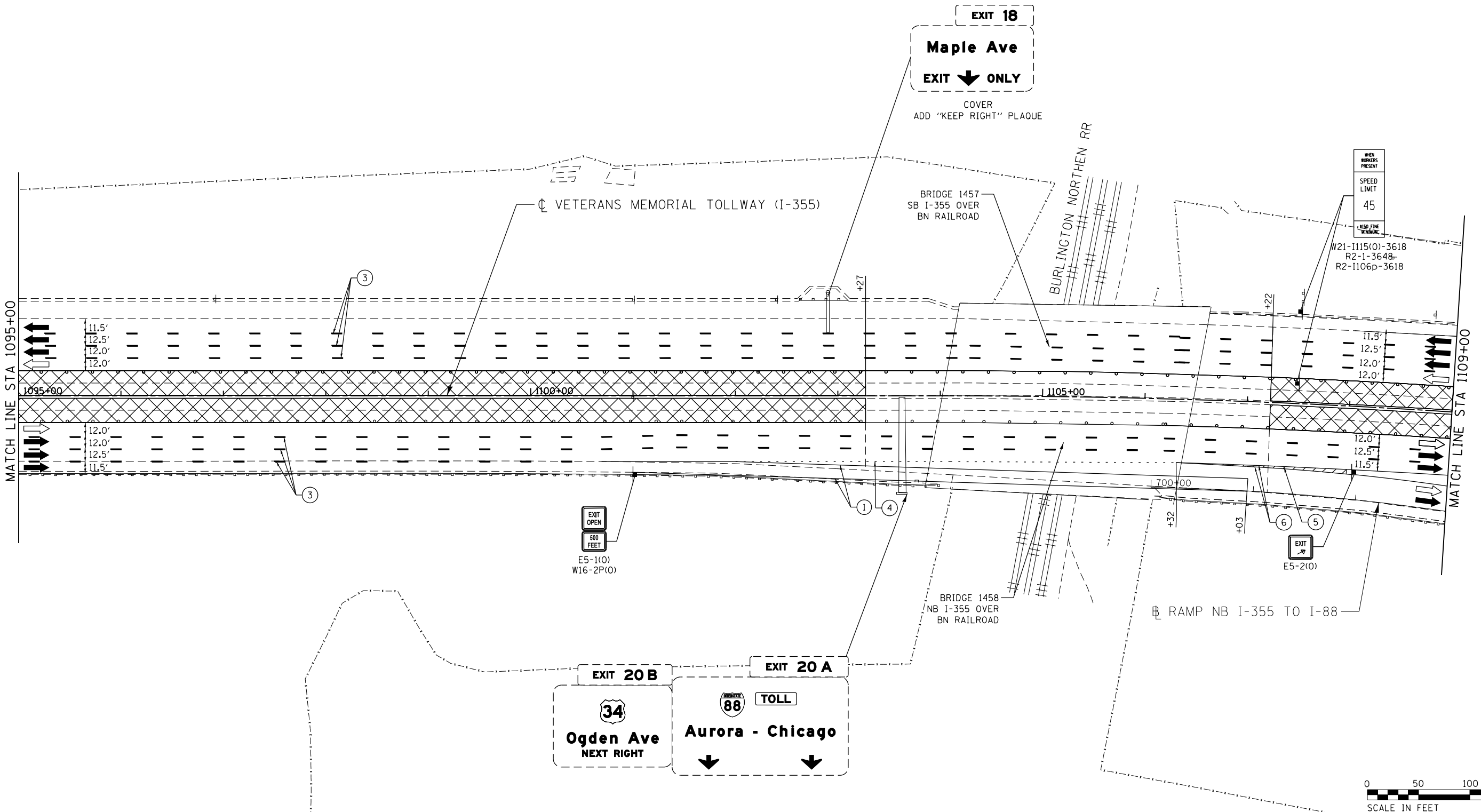
DRAWN BY MAL DATE 3/11/2018
CHECKED BY MPV DATE 3/11/2018



REVISIONS		
NO.	DATE	DESCRIPTION

CONTRACT NO. RR-16-4255
MOT STAGE 4
STA 1081+00 - STA 1095+00
MOT-310
DRAWING NO. 361 OF 1517

P:\proj\p01\primera\chicago\p01\p01\Documents\01\Projects\2016\20161616_Veterans Memorial Tollway\Drawings\Current\Drawings\Files\4255\Civil\Sheet\4255-ahb-nota-REL029.dgn



MOT PLAN LEGEND:

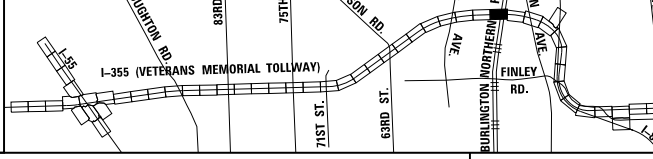
- CONSTRUCTION WORK ZONE
- PORT. CHANGEABLE MESSAGE SIGN
- DIRECTION OF TRAFFIC FLOW
- DIRECTION OF TRAFFIC FLOW, LANE CLOSED DURING OPERATIONS
- CONSTRUCTION SIGN

- TYPE II BARRICADES OR DRUMS WITH STEADY BURNING MONO-DIRECTIONAL LIGHT @ 50' CENTERS (25' CENTERS ALONG TAPERS AND RAMP)
- TYPE III BARRICADE WITH STEADY BURNING LIGHT
- ACCELERATED PCC PATCHING, CLASS B, 12 INCHES (JI442873, JI442874, JI442875, JI442894)
- EXISTING PAVEMENT MARKING
- WATERBLAST PAVEMENT MARKING REMOVAL WITH VACUUM RECOVERY (JT783005)

- PAVEMENT MARKING PLACED IN PREVIOUS STAGE
- PAVEMENT MARKING TAPE, TYPE IV 4" (SOLID, WHITE) (70300904)
- PAVEMENT MARKING TAPE, TYPE IV 4" (SOLID, YELLOW) (70300904)
- PAVEMENT MARKING TAPE, TYPE IV 4" (30' SKIP-10' DASH, WHITE) (70300904)
- PAVEMENT MARKING TAPE, TYPE IV 4" (6' SKIP-2' DASH, WHITE) (70300904)

- PAVEMENT MARKING TAPE, TYPE IV 12" (CHEVRONS, WHITE) (70300912)
 - PAVEMENT MARKING TAPE, TYPE IV 8" (SOLID, WHITE) (70300908)
- NOTE:
MOT PLANS SHOW TRAFFIC IN POST-OPERATIONS CONFIGURATION. PLEASE REFER TO MOT TYPICAL SECTIONS AND ILLINOIS TOLLWAY STANDARD E2 FOR 1 AND 2 LANE CLOSURES WHEN REQUIRED, AS DICTATED BY MOT TYPICAL SECTIONS.

KEY MAP




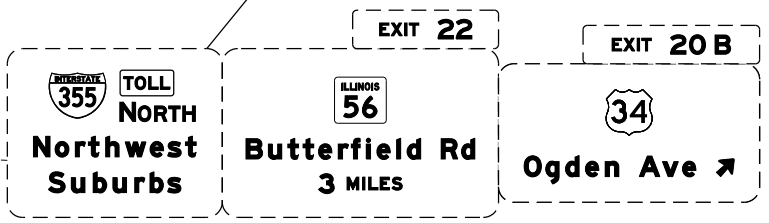
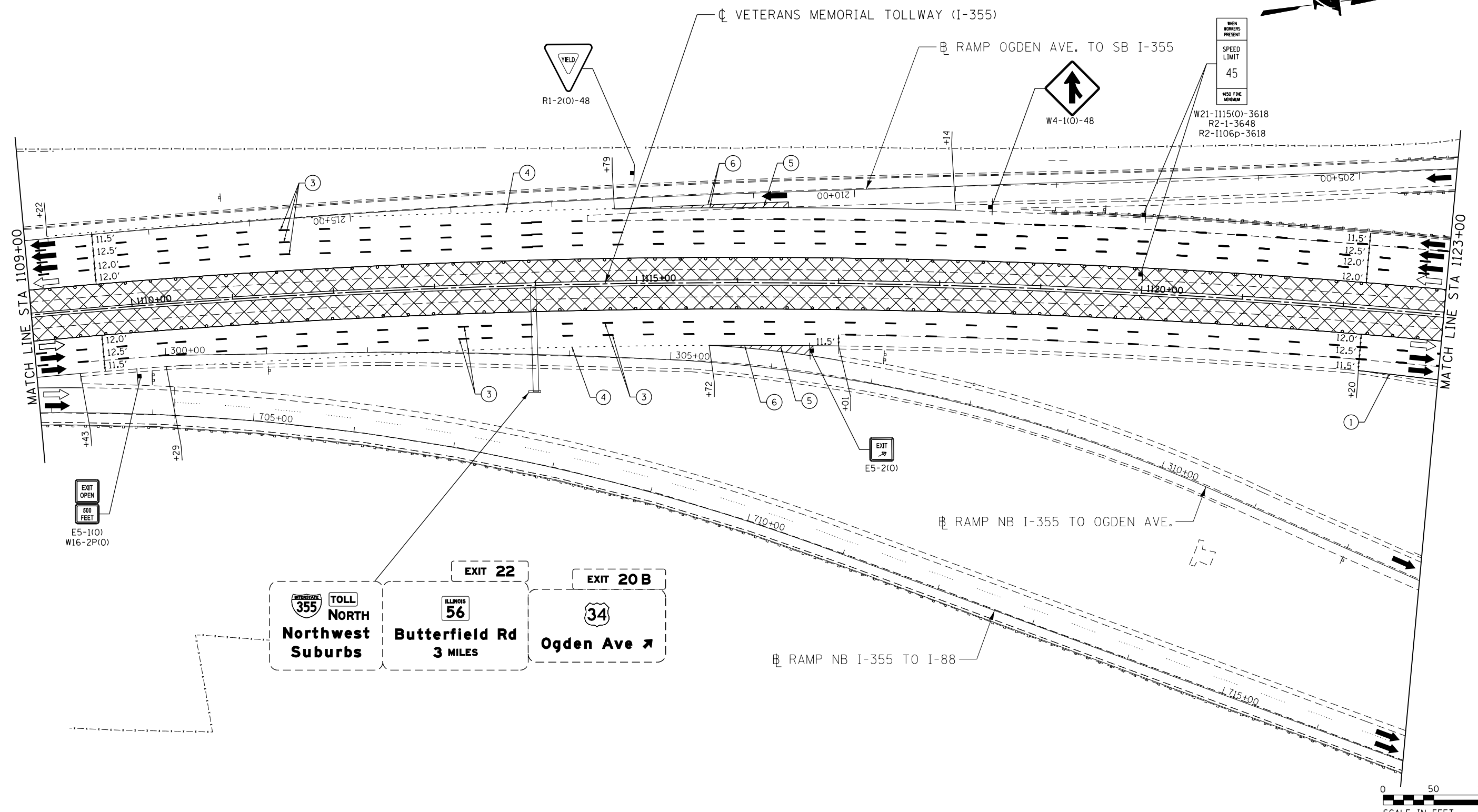
DRAWN BY MAL DATE 3/11/2018
 CHECKED BY MPV DATE 3/11/2018



REVISIONS		
NO.	DATE	DESCRIPTION

CONTRACT NO. RR-16-4255
 MOT STAGE 4
 STA 1095+00 - STA 1109+00

MOT-311
 DRAWING NO.
 362 OF 1517



MOT PLAN LEGEND:

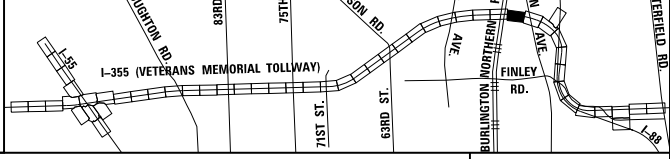
- CONSTRUCTION WORK ZONE
- PORT. CHANGEABLE MESSAGE SIGN
- DIRECTION OF TRAFFIC FLOW
- DIRECTION OF TRAFFIC FLOW, LANE CLOSED DURING OPERATIONS
- CONSTRUCTION SIGN

- TYPE II BARRICADES OR DRUMS WITH STEADY BURNING MONO-DIRECTIONAL LIGHT @ 50' CENTERS (25' CENTERS ALONG TAPERS AND RAMPS)
- TYPE III BARRICADE WITH STEADY BURNING LIGHT
- ACCELERATED PCC PATCHING, CLASS B, 12 INCHES (JI442873, JI442874, JI442875, JI442894)
- EXISTING PAVEMENT MARKING
- WATERBLAST PAVEMENT MARKING REMOVAL WITH VACUUM RECOVERY (JT783005)

- PAVEMENT MARKING PLACED IN PREVIOUS STAGE
- PAVEMENT MARKING TAPE, TYPE IV 4" (SOLID, WHITE) (70300904)
- PAVEMENT MARKING TAPE, TYPE IV 4" (SOLID, YELLOW) (70300904)
- PAVEMENT MARKING TAPE, TYPE IV 4" (30' SKIP-10' DASH, WHITE) (70300904)
- PAVEMENT MARKING TAPE, TYPE IV 4" (6' SKIP-2' DASH, WHITE) (70300904)

- PAVEMENT MARKING TAPE, TYPE IV 12" (CHEVRONS, WHITE) (70300912)
 - PAVEMENT MARKING TAPE, TYPE IV 8" (SOLID, WHITE) (70300908)
- NOTE:
MOT PLANS SHOW TRAFFIC IN POST-OPERATIONS CONFIGURATION. PLEASE REFER TO MOT TYPICAL SECTIONS AND ILLINOIS TOLLWAY STANDARD E2 FOR 1 AND 2 LANE CLOSURES WHEN REQUIRED, AS DICTATED BY MOT TYPICAL SECTIONS.

KEY MAP



DRAWN BY MAL DATE 3/11/2018
 CHECKED BY MPV DATE 3/11/2018

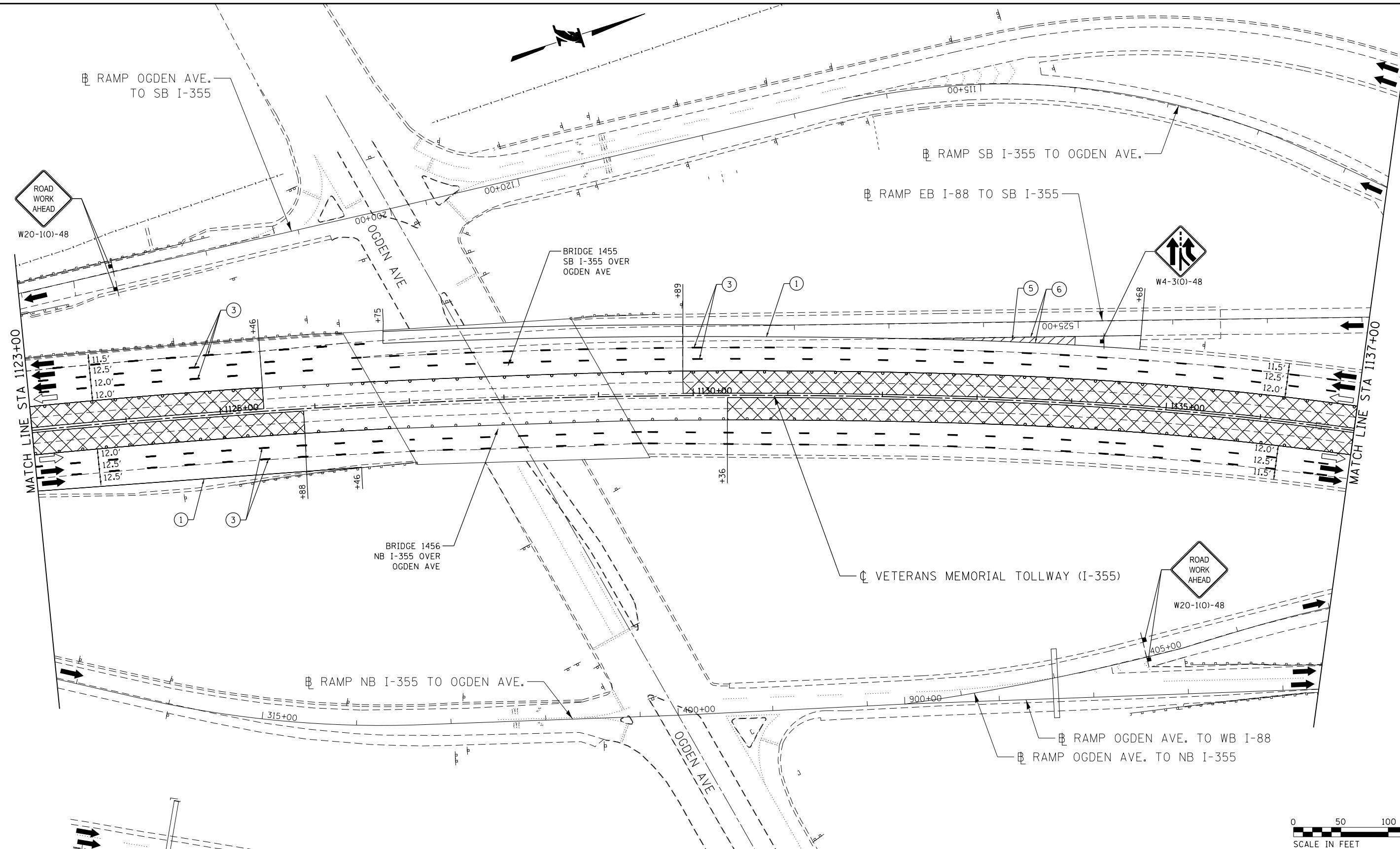


REVISIONS		
NO.	DATE	DESCRIPTION

CONTRACT NO. RR-16-4255
 MOT STAGE 4
 STA 1109+00 - STA 1123+00

MOT-312
 DRAWING NO.
 363 OF 1517

P:\proj\pman01\primera\chicago\p\PR001\Documents\01\Projects\2016\20161616-Veterans Memorial Tollway\Drawings\Current\Drawings\Files\4255\Civil\Sheet\4255-ah-1-nota-REL-032.dgn



MOT PLAN LEGEND:

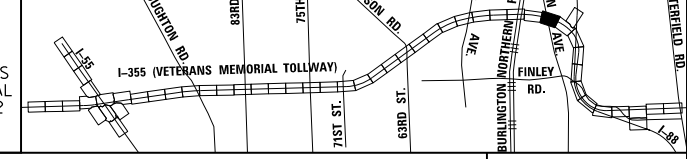
- CONSTRUCTION WORK ZONE
- PORT. CHANGEABLE MESSAGE SIGN
- DIRECTION OF TRAFFIC FLOW
- DIRECTION OF TRAFFIC FLOW, LANE CLOSED DURING OPERATIONS
- CONSTRUCTION SIGN

- TYPE II BARRICADES OR DRUMS WITH STEADY BURNING MONO-DIRECTIONAL LIGHT @ 50' CENTERS (25' CENTERS ALONG TAPERS AND RAMPS)
- TYPE III BARRICADE WITH STEADY BURNING LIGHT
- ACCELERATED PCC PATCHING, CLASS B, 12 INCHES (JI442873, JI442874, JI442875, JI442894)
- EXISTING PAVEMENT MARKING
- WATERBLAST PAVEMENT MARKING REMOVAL WITH VACUUM RECOVERY (JT783005)

- PAVEMENT MARKING PLACED IN PREVIOUS STAGE
- PAVEMENT MARKING TAPE, TYPE IV 4" (SOLID, WHITE) (70300904)
- PAVEMENT MARKING TAPE, TYPE IV 4" (SOLID, YELLOW) (70300904)
- PAVEMENT MARKING TAPE, TYPE IV 4" (30' SKIP-10' DASH, WHITE) (70300904)
- PAVEMENT MARKING TAPE, TYPE IV 4" (6' SKIP-2' DASH, WHITE) (70300904)

- PAVEMENT MARKING TAPE, TYPE IV 12" (CHEVRONS, WHITE) (70300912)
 - PAVEMENT MARKING TAPE, TYPE IV 8" (SOLID, WHITE) (70300908)
- NOTE:
 MOT PLANS SHOW TRAFFIC IN POST-OPERATIONS CONFIGURATION. PLEASE REFER TO MOT TYPICAL SECTIONS AND ILLINOIS TOLLWAY STANDARD E2 FOR 1 AND 2 LANE CLOSURES WHEN REQUIRED, AS DICTATED BY MOT TYPICAL SECTIONS.

KEY MAP



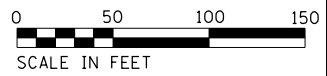
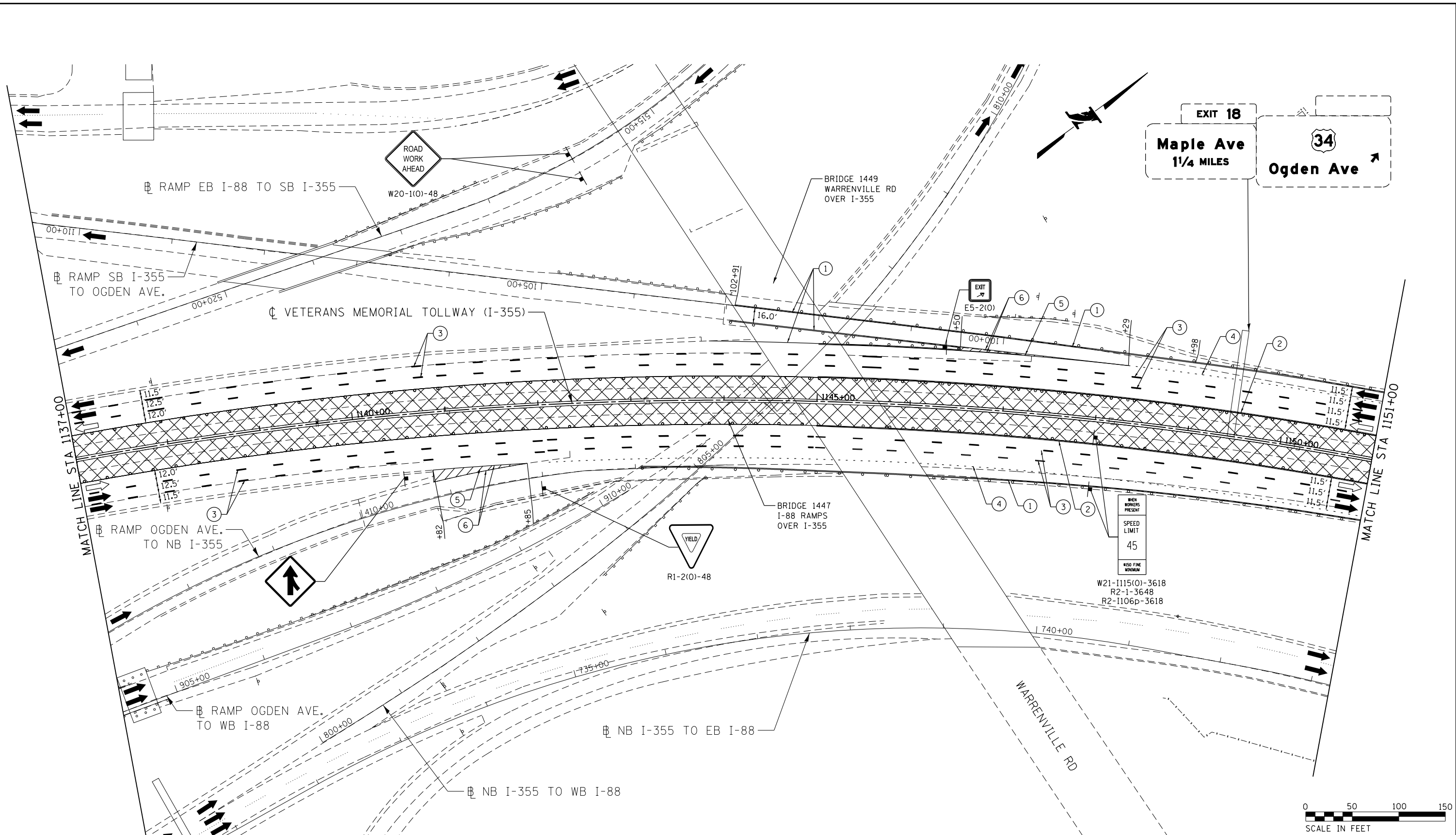
DRAWN BY MAL DATE 3/11/2018
 CHECKED BY MPV DATE 3/11/2018



REVISIONS		
NO.	DATE	DESCRIPTION

CONTRACT NO. RR-16-4255
 MOT STAGE 4
 STA 1123+00 - STA 1137+00
 MOT-313
 DRAWING NO. 364 OF 1517

P:\projects\2016\20161616-Veterans Memorial Tollway\Drawings\Current Drawings\Files\4255-Civil\Sheet\255-ahh-mot4-REL033.dgn
 Projects\2016\20161616-Veterans Memorial Tollway\Drawings\Current Drawings\Files\4255-Civil\Sheet\255-ahh-mot4-REL033.dgn



MOT PLAN LEGEND:

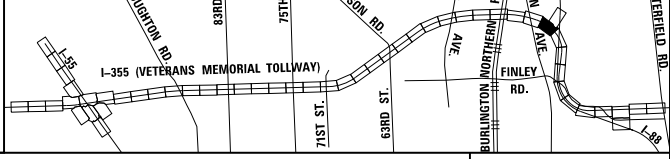
- CONSTRUCTION WORK ZONE
- PORT. CHANGEABLE MESSAGE SIGN
- DIRECTION OF TRAFFIC FLOW
- DIRECTION OF TRAFFIC FLOW, LANE CLOSED DURING OPERATIONS
- CONSTRUCTION SIGN

- TYPE II BARRICADES OR DRUMS WITH STEADY BURNING MONO-DIRECTIONAL LIGHT @ 50' CENTERS (25' CENTERS ALONG TAPERS AND RAMP)
- TYPE III BARRICADE WITH STEADY BURNING LIGHT ACCELERATED PCC PATCHING, CLASS B, 12 INCHES (JI442873, JI442874, JI442875, JI442894)
- EXISTING PAVEMENT MARKING
- WATERBLAST PAVEMENT MARKING REMOVAL WITH VACUUM RECOVERY (JT783005)

- PAVEMENT MARKING PLACED IN PREVIOUS STAGE
- PAVEMENT MARKING TAPE, TYPE IV 4" (SOLID, WHITE) (70300904)
- PAVEMENT MARKING TAPE, TYPE IV 4" (SOLID, YELLOW) (70300904)
- PAVEMENT MARKING TAPE, TYPE IV 4" (30' SKIP-10' DASH, WHITE) (70300904)
- PAVEMENT MARKING TAPE, TYPE IV 4" (6' SKIP-2' DASH, WHITE) (70300904)

- PAVEMENT MARKING TAPE, TYPE IV 12" (CHEVRONS, WHITE) (70300912)
 - PAVEMENT MARKING TAPE, TYPE IV 8" (SOLID, WHITE) (70300908)
- NOTE:
MOT PLANS SHOW TRAFFIC IN POST-OPERATIONS CONFIGURATION. PLEASE REFER TO MOT TYPICAL SECTIONS AND ILLINOIS TOLLWAY STANDARD E2 FOR 1 AND 2 LANE CLOSURES WHEN REQUIRED, AS DICTATED BY MOT TYPICAL SECTIONS.

KEY MAP

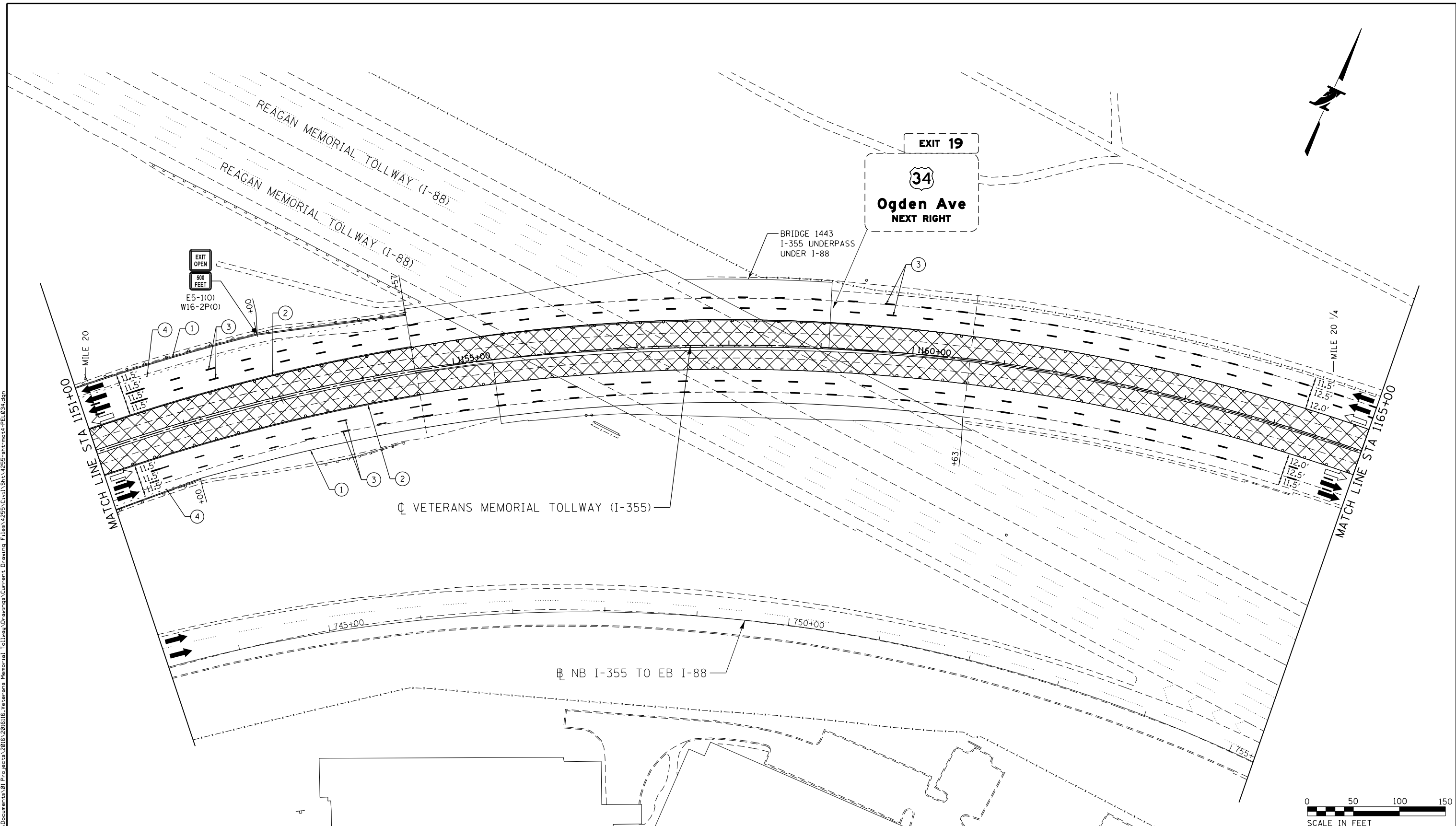


DRAWN BY MAL DATE 3/11/2018
 CHECKED BY MPV DATE 3/11/2018



REVISIONS	
NO.	DESCRIPTION

CONTRACT NO. RR-16-4255
 MOT STAGE 4
 STA 1137+00 - STA 1151+00
 MOT-314
 DRAWING NO. 365 OF 1517



MOT PLAN LEGEND:

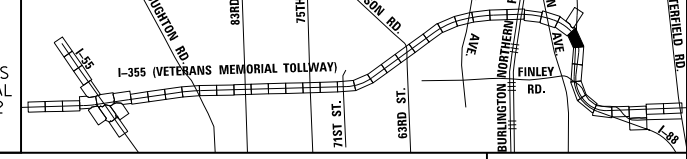
- CONSTRUCTION WORK ZONE
- PORT. CHANGEABLE MESSAGE SIGN
- DIRECTION OF TRAFFIC FLOW
- DIRECTION OF TRAFFIC FLOW, LANE CLOSED DURING OPERATIONS
- CONSTRUCTION SIGN

- TYPE II BARRICADES OR DRUMS WITH STEADY BURNING MONO-DIRECTIONAL LIGHT @ 50' CENTERS (25' CENTERS ALONG TAPERS AND RAMPS)
- TYPE III BARRICADE WITH STEADY BURNING LIGHT
- ACCELERATED PCC PATCHING, CLASS B, 12 INCHES (JI442873, JI442874, JI442875, JI442894)
- EXISTING PAVEMENT MARKING
- WATERBLAST PAVEMENT MARKING REMOVAL WITH VACUUM RECOVERY (JT783005)

- PAVEMENT MARKING PLACED IN PREVIOUS STAGE
- PAVEMENT MARKING TAPE, TYPE IV 4" (SOLID, WHITE) (70300904)
- PAVEMENT MARKING TAPE, TYPE IV 4" (SOLID, YELLOW) (70300904)
- PAVEMENT MARKING TAPE, TYPE IV 4" (30' SKIP-10' DASH, WHITE) (70300904)
- PAVEMENT MARKING TAPE, TYPE IV 4" (6' SKIP-2' DASH, WHITE) (70300904)

- PAVEMENT MARKING TAPE, TYPE IV 12" (CHEVRONS, WHITE) (70300912)
 - PAVEMENT MARKING TAPE, TYPE IV 8" (SOLID, WHITE) (70300908)
- NOTE:
MOT PLANS SHOW TRAFFIC IN POST-OPERATIONS CONFIGURATION. PLEASE REFER TO MOT TYPICAL SECTIONS AND ILLINOIS TOLLWAY STANDARD E2 FOR 1 AND 2 LANE CLOSURES WHEN REQUIRED, AS DICTATED BY MOT TYPICAL SECTIONS.

KEY MAP



DRAWN BY MAL DATE 3/11/2018
 CHECKED BY MPV DATE 3/11/2018

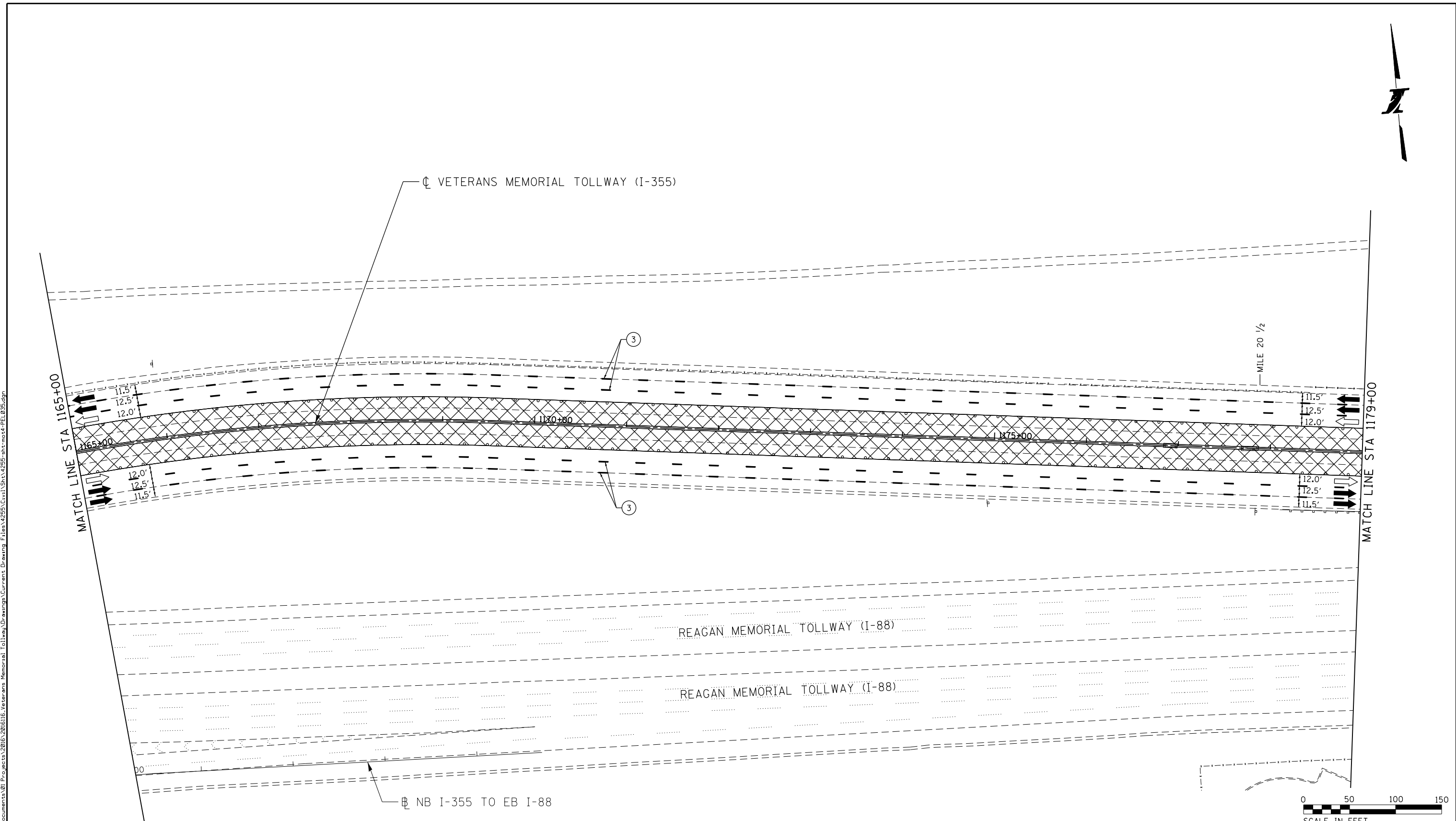


REVISIONS		
NO.	DATE	DESCRIPTION

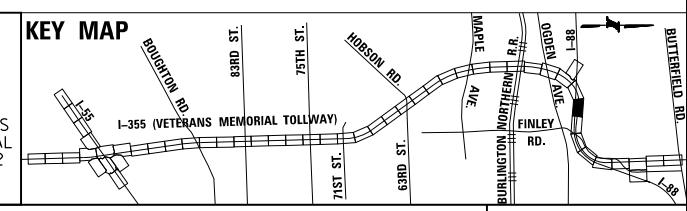
CONTRACT NO. RR-16-4255
 MOT STAGE 4
 STA 1151+00 - STA 1165+00

MOT-315
 DRAWING NO.
 366 OF 1517

P:\proj\p16\primera\chicago\comp\PR00\Documents\01\Projects\2016\20161616_Veterans Memorial Tollway\Drawings\Current\Drawing Files\4255\Civil\Sheet\255-ah-104-REL034.dgn



MOT PLAN LEGEND:		REVISIONS	
CONSTRUCTION WORK ZONE	TYPE II BARRICADES OR DRUMS WITH STEADY BURNING MONO-DIRECTIONAL LIGHT @ 50' CENTERS (25' CENTERS ALONG TAPERS AND RAMP)	①	PAVEMENT MARKING TAPE, TYPE IV 4" (SOLID, WHITE) (70300904)
PORT. CHANGEABLE MESSAGE SIGN	TYPE III BARRICADE WITH STEADY BURNING LIGHT ACCELERATED PCC PATCHING, CLASS B, 12 INCHES (JI442873, JI442874, JI442875, JI442894)	②	PAVEMENT MARKING TAPE, TYPE IV 4" (SOLID, YELLOW) (70300904)
DIRECTION OF TRAFFIC FLOW	EXISTING PAVEMENT MARKING	③	PAVEMENT MARKING TAPE, TYPE IV 4" (30' SKIP-10' DASH, WHITE) (70300904)
DIRECTION OF TRAFFIC FLOW, LANE CLOSED DURING OPERATIONS	WATERBLAST PAVEMENT MARKING REMOVAL WITH VACUUM RECOVERY (JT783005)	④	PAVEMENT MARKING TAPE, TYPE IV 4" (6' SKIP-2' DASH, WHITE) (70300904)
CONSTRUCTION SIGN		⑤	PAVEMENT MARKING TAPE, TYPE IV 12" (CHEVRONS, WHITE) (70300912)
		⑥	PAVEMENT MARKING TAPE, TYPE IV 8" (SOLID, WHITE) (70300908)



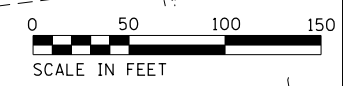
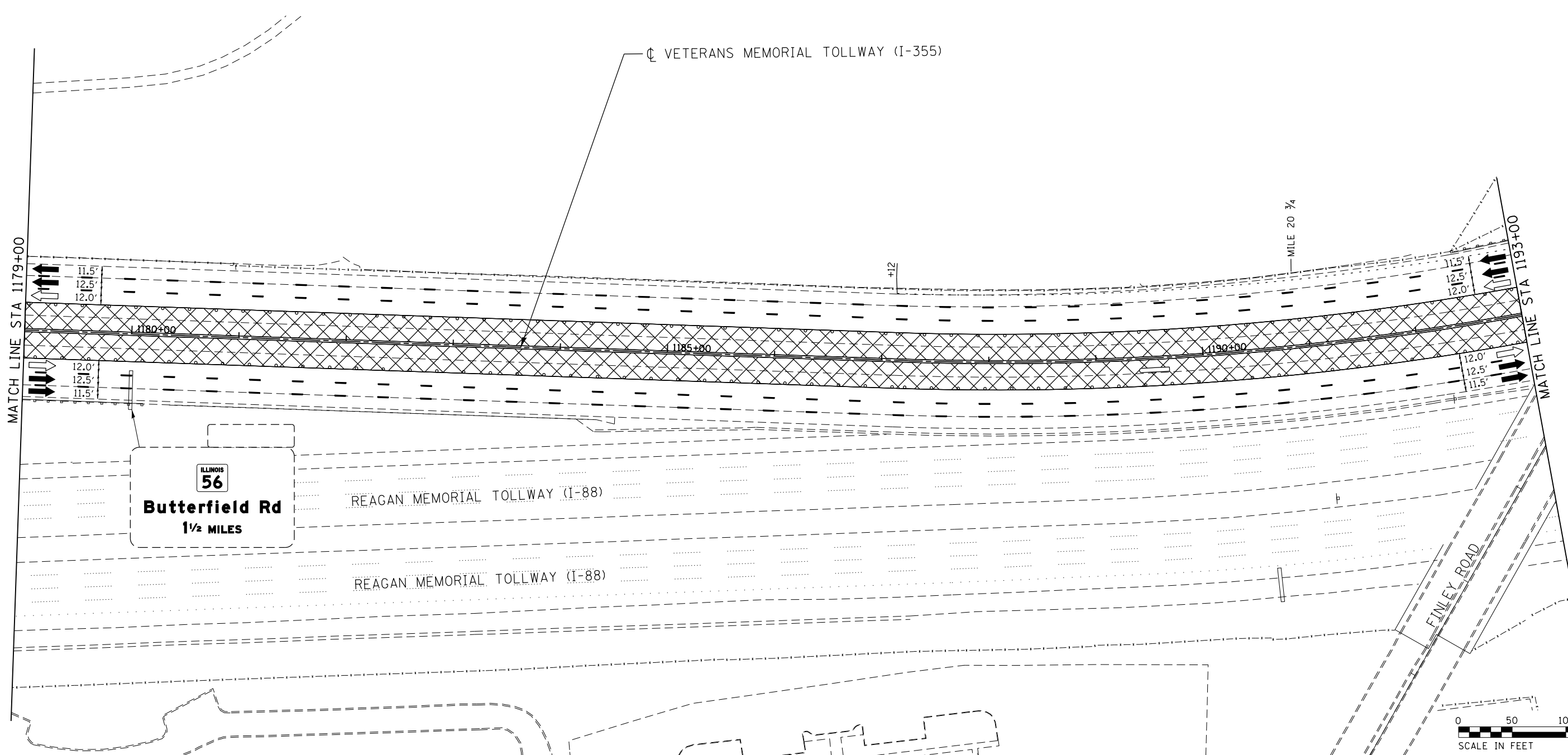
DRAWN BY MAL DATE 3/11/2018
 CHECKED BY MPV DATE 3/11/2018



NO.	DATE	DESCRIPTION

CONTRACT NO. RR-16-4255
 MOT STAGE 4
 STA 1165+00 - STA 1179+00
 MOT-316
 DRAWING NO. 367 OF 1517

Projects\2016\20161616_Veterans Memorial Tollway\Drawings\Current Drawing Files\4255\Civil\Sheet\255-akt-nota-REL035.dgn



MOT PLAN LEGEND:

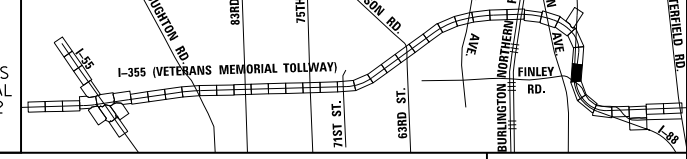
- CONSTRUCTION WORK ZONE
- PORT. CHANGEABLE MESSAGE SIGN
- DIRECTION OF TRAFFIC FLOW
- DIRECTION OF TRAFFIC FLOW, LANE CLOSED DURING OPERATIONS
- CONSTRUCTION SIGN

- TYPE II BARRICADES OR DRUMS WITH STEADY BURNING MONO-DIRECTIONAL LIGHT @ 50' CENTERS (25' CENTERS ALONG TAPERS AND RAMP)
- TYPE III BARRICADE WITH STEADY BURNING LIGHT
- ACCELERATED PCC PATCHING, CLASS B, 12 INCHES (JI442873, JI442874, JI442875, JI442894)
- EXISTING PAVEMENT MARKING
- WATERBLAST PAVEMENT MARKING REMOVAL WITH VACUUM RECOVERY (JT783005)

- PAVEMENT MARKING PLACED IN PREVIOUS STAGE
- PAVEMENT MARKING TAPE, TYPE IV 4" (SOLID, WHITE) (70300904)
- PAVEMENT MARKING TAPE, TYPE IV 4" (SOLID, YELLOW) (70300904)
- PAVEMENT MARKING TAPE, TYPE IV 4" (30' SKIP-10' DASH, WHITE) (70300904)
- PAVEMENT MARKING TAPE, TYPE IV 4" (6' SKIP-2' DASH, WHITE) (70300904)

- PAVEMENT MARKING TAPE, TYPE IV 12" (CHEVRONS, WHITE) (70300912)
 - PAVEMENT MARKING TAPE, TYPE IV 8" (SOLID, WHITE) (70300908)
- NOTE:
MOT PLANS SHOW TRAFFIC IN POST-OPERATIONS CONFIGURATION. PLEASE REFER TO MOT TYPICAL SECTIONS AND ILLINOIS TOLLWAY STANDARD E2 FOR 1 AND 2 LANE CLOSURES WHEN REQUIRED, AS DICTATED BY MOT TYPICAL SECTIONS.

KEY MAP



DRAWN BY MAL DATE 3/11/2018
 CHECKED BY MPV DATE 3/11/2018



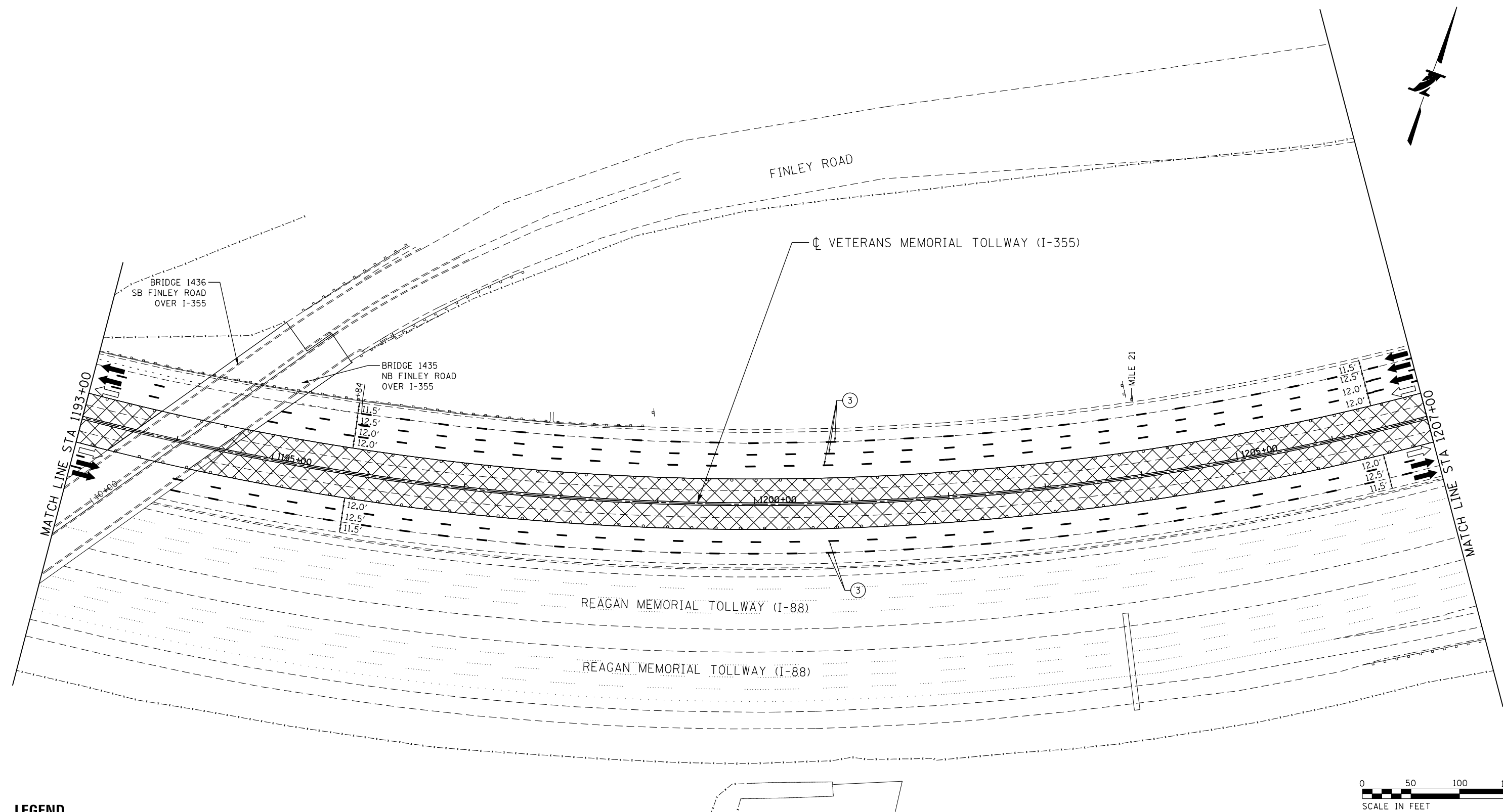
REVISIONS		
NO.	DATE	DESCRIPTION

CONTRACT NO. RR-16-4255
 MOT STAGE 4
 STA 1179+00 - STA 1193+00

MOT-317
 DRAWING NO.
 368 OF 1517

P:\proj\p16\primera\chicago\comp\PR001\Documents\01\Projects\2016\20161616-Veterans Memorial Tollway\Drawings\Current Drawings\Files\4255\Civil\Sheet\4255-ahb-mot4-REL036.dgn

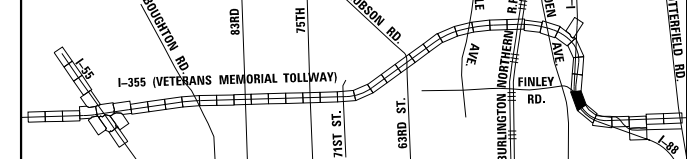
P:\projects\2016\20161616-Veterans Memorial Tollway\Drawings\Current\Drawings\Files\4255\Civil\Sheet\255-ah-104-REL037.dgn



LEGEND

- | | | |
|----------------------------------------------------------------------------------------------------------------------------------------------------------------------------------------------------------------------------------------------------------------------------------------------------------------------------------------------------------------------------------------------------------------------------------------------------------------------------------------------------------------------------------------------------------------------------------------------------------------------------------------------------------|----------------------------------------------------------------------------------------------------------------------------------------------------------------------------------------------------------------------------------------------------------------------------------------------------------------------------------------------------------|-------------------------------------------------------------------------------------------------------------------------------------------------------------------------------------------------------------------------------------------------------------------------------------------------|
| <p>① STONE MATRIX WARM MIX ASPHALT SURFACE COURSE, IL-12.5, N80 (JI406048), 1.75"
 STONE MATRIX WARM MIX ASPHALT BINDER COURSE, IL-9.5, N80 (JI406041), 1.50"
 POLYMERIZED WARM MIX LEVELING BINDER (MACHINE METHOD), IL-4.75, N50 (JI406064), 0.75"</p> <p>② STONE MATRIX WARM MIX ASPHALT SURFACE COURSE, IL-12.5, N80 (JI406048), 1.75"
 POLYMERIZED WARM MIX LEVELING BINDER (MACHINE METHOD), IL-4.75, N50 (JI406064), 0.75"</p> <p>③ STONE MATRIX WARM MIX ASPHALT SURFACE COURSE, IL-12.5, N80 (JI406048), 2.00"
 STONE MATRIX WARM MIX ASPHALT BINDER COURSE, IL-12.5, N80 (JI406046), 2.00"</p> | <p>④ STONE MATRIX WARM MIX ASPHALT SURFACE COURSE, IL-12.5, N80 (JI406048), 1.75"</p> <p>⑤ STONE MATRIX WARM MIX ASPHALT SURFACE COURSE, IL-12.5, N80 (JI406048), 2.00"</p> <p>⑥ WARM MIX ASPHALT SURFACE COURSE, MIX "D", N70 (JI406510), 1.75"</p> <p>⑦ ASPHALT SHOULDER RUMBLE STRIP, 16 INCH (JI642014)</p> <p>⑧ BUTT JOINT (SEE ROADWAY DETAIL)</p> | <p>⑨ OVERLAY TRANSITION (SEE ROADWAY DETAIL)</p> <p>⑩ CONCRETE MEDIAN BARRIER TRANSITION, TYPE V-F</p> <p>⑪ GRADING AT LIGHT POLE
 AGGREGATE SHOULDERS SPECIAL, TYPE C (JI481070)
 FILTER FABRIC (28200200)
 SUBGRADE AGGREGATE, SPECIAL (JT313016), 1"</p> |
|----------------------------------------------------------------------------------------------------------------------------------------------------------------------------------------------------------------------------------------------------------------------------------------------------------------------------------------------------------------------------------------------------------------------------------------------------------------------------------------------------------------------------------------------------------------------------------------------------------------------------------------------------------|----------------------------------------------------------------------------------------------------------------------------------------------------------------------------------------------------------------------------------------------------------------------------------------------------------------------------------------------------------|-------------------------------------------------------------------------------------------------------------------------------------------------------------------------------------------------------------------------------------------------------------------------------------------------|

KEY MAP



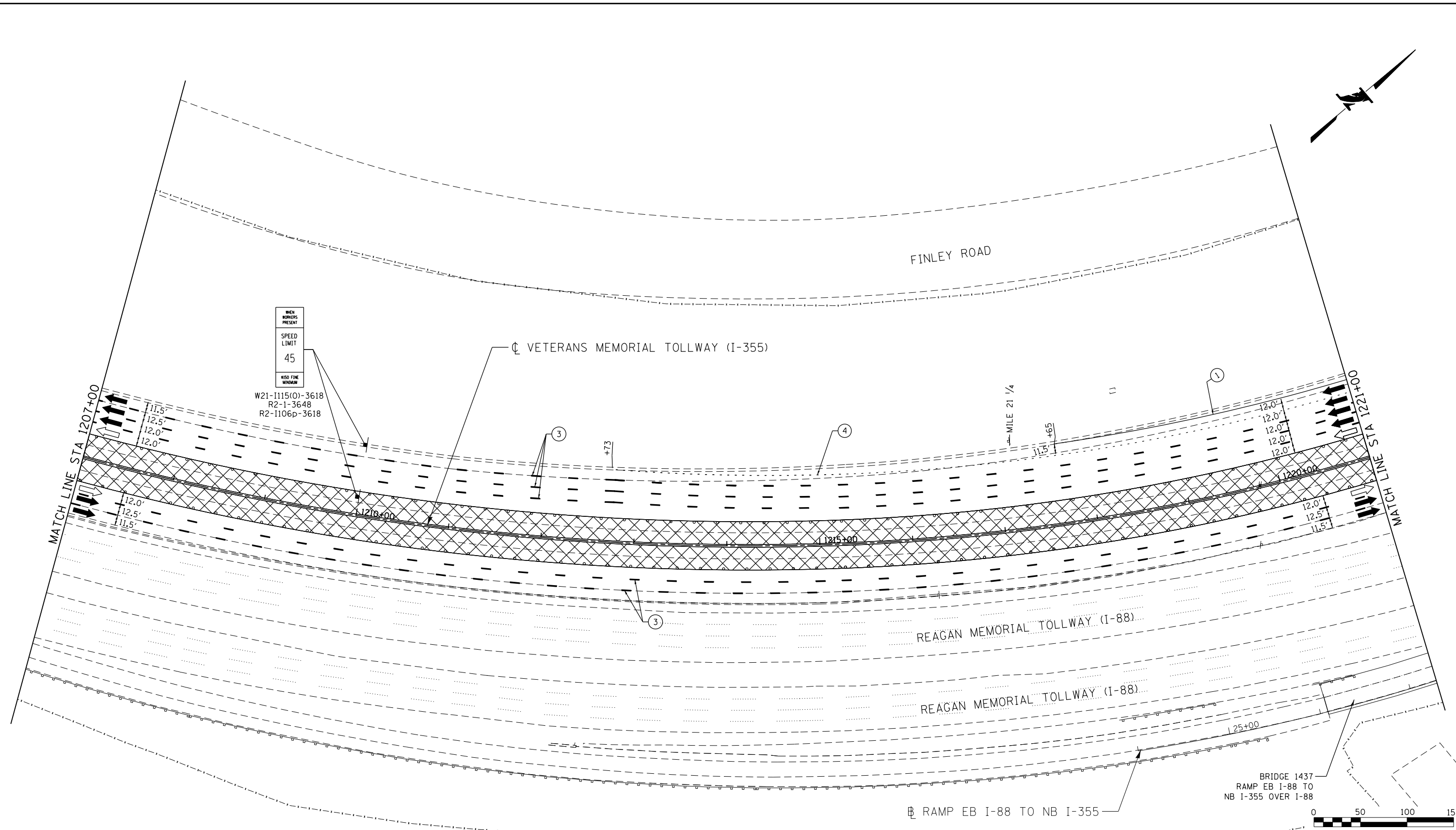

DRAWN BY MAL DATE 3/11/2018
 CHECKED BY MPV DATE 3/11/2018



REVISIONS		
NO.	DATE	DESCRIPTION

CONTRACT NO. RR-16-4255
 MOT STAGE 4
 STA 1193+00 - STA 1207+00

MOT-318
 DRAWING NO. 369 OF 1517



WHEN WORKERS PRESENT
 SPEED LIMIT
 45
 ALSO FINE MINIMUM

W21-1115(O)-3618
 R2-1-3648
 R2-1106p-3618

MOT PLAN LEGEND:

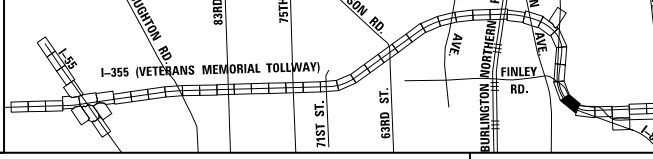
- CONSTRUCTION WORK ZONE
- PORT. CHANGEABLE MESSAGE SIGN
- DIRECTION OF TRAFFIC FLOW
- DIRECTION OF TRAFFIC FLOW, LANE CLOSED DURING OPERATIONS
- CONSTRUCTION SIGN

- TYPE II BARRICADES OR DRUMS WITH STEADY BURNING MONO-DIRECTIONAL LIGHT @ 50' CENTERS (25' CENTERS ALONG TAPERS AND RAMP)
- TYPE III BARRICADE WITH STEADY BURNING LIGHT
- EXISTING PAVEMENT MARKING
- WATERBLAST PAVEMENT MARKING REMOVAL WITH VACUUM RECOVERY (JT783005)

- PAVEMENT MARKING PLACED IN PREVIOUS STAGE
- PAVEMENT MARKING TAPE, TYPE IV 4" (SOLID, WHITE) (70300904)
- PAVEMENT MARKING TAPE, TYPE IV 4" (SOLID, YELLOW) (70300904)
- PAVEMENT MARKING TAPE, TYPE IV 4" (30' SKIP-10' DASH, WHITE) (70300904)
- PAVEMENT MARKING TAPE, TYPE IV 4" (6' SKIP-2' DASH, WHITE) (70300904)

- PAVEMENT MARKING TAPE, TYPE IV 12" (CHEVRONS, WHITE) (70300912)
 - PAVEMENT MARKING TAPE, TYPE IV 8" (SOLID, WHITE) (70300908)
- NOTE:
 MOT PLANS SHOW TRAFFIC IN POST-OPERATIONS CONFIGURATION. PLEASE REFER TO MOT TYPICAL SECTIONS AND ILLINOIS TOLLWAY STANDARD E2 FOR 1 AND 2 LANE CLOSURES WHEN REQUIRED, AS DICTATED BY MOT TYPICAL SECTIONS.

KEY MAP



DRAWN BY MAL DATE 3/11/2018
 CHECKED BY MPV DATE 3/11/2018



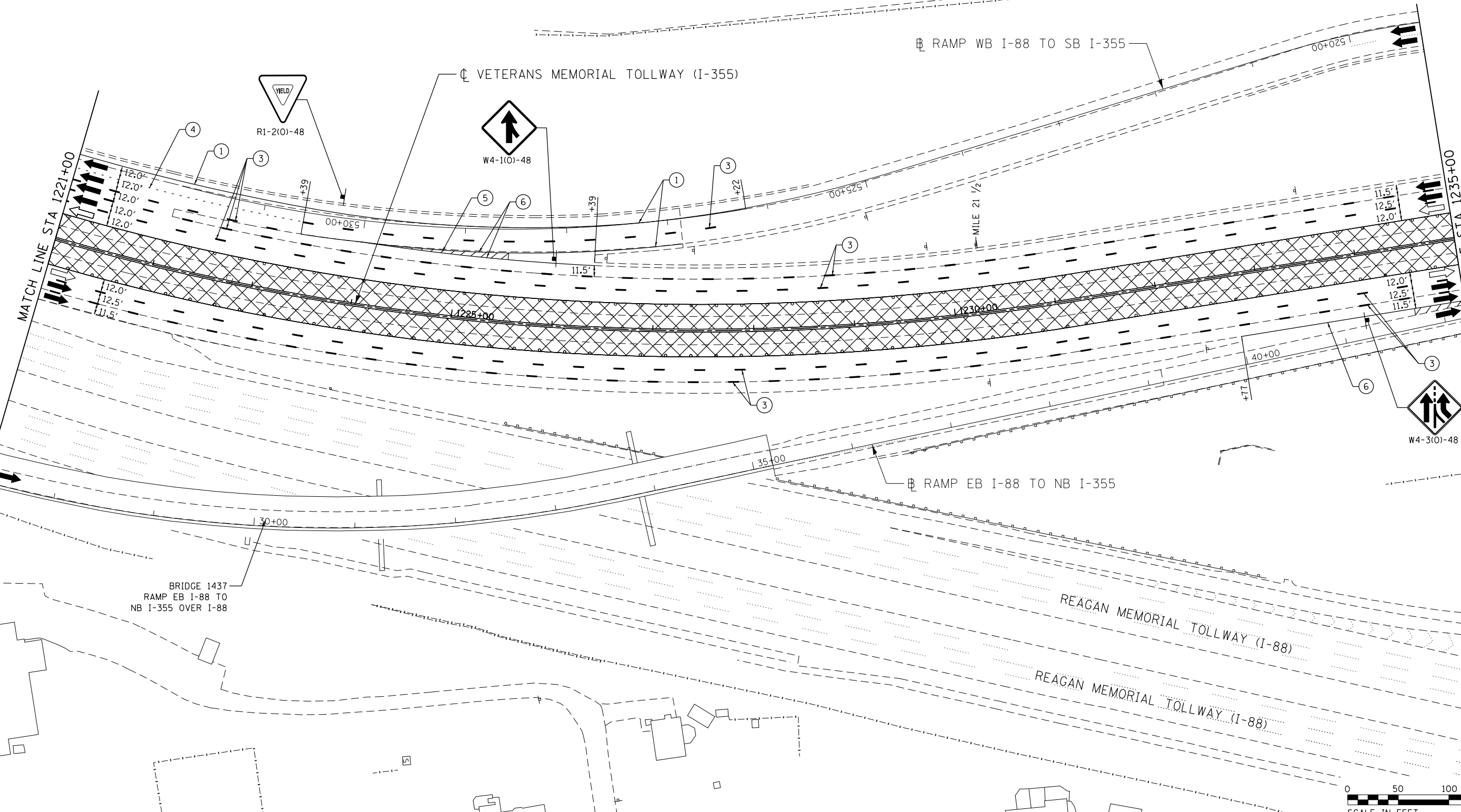
THE ILLINOIS STATE TOLL HIGHWAY AUTHORITY
 2700 OGDEN AVENUE
 DOWNERS GROVE,
 ILLINOIS 60515

REVISIONS		
NO.	DATE	DESCRIPTION

CONTRACT NO. RR-16-4255
 MOT STAGE 4
 STA 1207+00 - STA 1221+00

MOT-319
 DRAWING NO.
 370 OF 1517

P:\proj\p1\primera\chicago\comp\PRD\Documents\01\Projects\2016\20161616_Veterans Memorial Tollway\Drawings\Current\Drawings\Plan\4255\shh\4255-shh-mot4-REL038.dgn



MOT PLAN LEGEND:

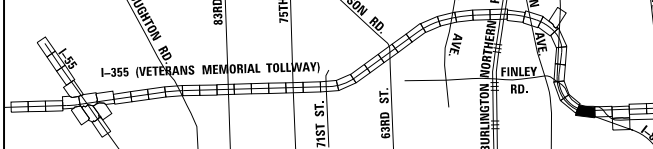
- CONSTRUCTION WORK ZONE
- PORT. CHANGEABLE MESSAGE SIGN
- DIRECTION OF TRAFFIC FLOW
- DIRECTION OF TRAFFIC FLOW, LANE CLOSED DURING OPERATIONS
- CONSTRUCTION SIGN

- TYPE II BARRICADES OR DRUMS WITH STEADY BURNING MONO-DIRECTIONAL LIGHT @ 50' CENTERS (25' CENTERS ALONG TAPERS AND RAMPS)
- TYPE III BARRICADE WITH STEADY BURNING LIGHT ACCELERATED PCC PATCHING, CLASS B, 12 INCHES (JI442873, JI442874, JI442875, JI442894)
- EXISTING PAVEMENT MARKING
- WATERBLAST PAVEMENT MARKING REMOVAL WITH VACUUM RECOVERY (JT783005)

- PAVEMENT MARKING PLACED IN PREVIOUS STAGE
- PAVEMENT MARKING TAPE, TYPE IV 4" (SOLID, WHITE) (70300904)
- PAVEMENT MARKING TAPE, TYPE IV 4" (SOLID, YELLOW) (70300904)
- PAVEMENT MARKING TAPE, TYPE IV 4" (30' SKIP-10' DASH, WHITE) (70300904)
- PAVEMENT MARKING TAPE, TYPE IV 4" (6' SKIP-2' DASH, WHITE) (70300904)

- PAVEMENT MARKING TAPE, TYPE IV 12" (CHEVRONS, WHITE) (70300912)
 - PAVEMENT MARKING TAPE, TYPE IV 8" (SOLID, WHITE) (70300908)
- NOTE:
MOT PLANS SHOW TRAFFIC IN POST-OPERATIONS CONFIGURATION. PLEASE REFER TO MOT TYPICAL SECTIONS AND ILLINOIS TOLLWAY STANDARD E2 FOR 1 AND 2 LANE CLOSURES WHEN REQUIRED, AS DICTATED BY MOT TYPICAL SECTIONS.

KEY MAP



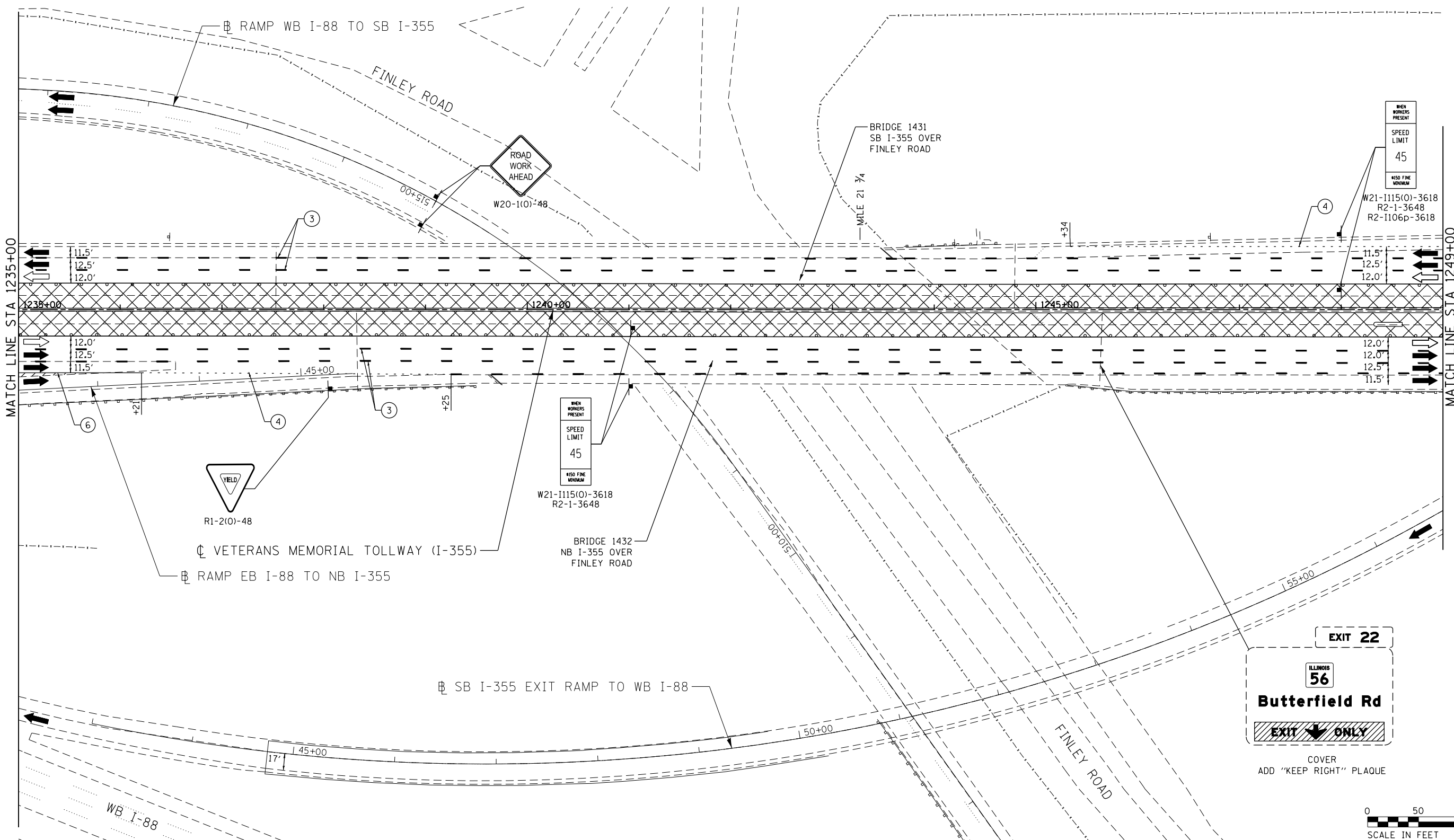
DRAWN BY MAL DATE 3/11/2018
 CHECKED BY MPV DATE 3/11/2018



REVISIONS		
NO.	DATE	DESCRIPTION

CONTRACT NO. RR-16-4255
 MOT STAGE 4
 STA 1221+00 - STA 1235+00
 MOT-320
 DRAWING NO. 371 OF 1517

P:\proj\pman\01\primera\chicago\comp\PR001\Documents\01\Projects\2016\20161616-Veterans Memorial Tollway\Drawings\Current\Drawings\Files\4255\Civil\Sheet\4255-ah1-nsta-REL-039.dgn



MOT PLAN LEGEND:

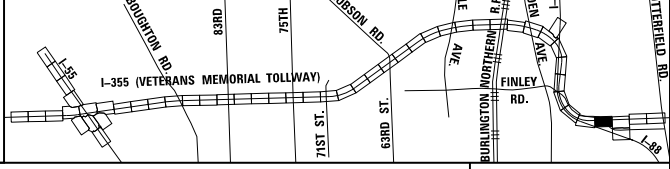
- CONSTRUCTION WORK ZONE
- PORT. CHANGEABLE MESSAGE SIGN
- DIRECTION OF TRAFFIC FLOW
- DIRECTION OF TRAFFIC FLOW, LANE CLOSED DURING OPERATIONS
- CONSTRUCTION SIGN

- TYPE II BARRICADES OR DRUMS WITH STEADY BURNING MONO-DIRECTIONAL LIGHT @ 50' CENTERS (25' CENTERS ALONG TAPERS AND RAMP)
- TYPE III BARRICADE WITH STEADY BURNING LIGHT
- EXISTING PAVEMENT MARKING
- WATERBLAST PAVEMENT MARKING REMOVAL WITH VACUUM RECOVERY (JT783005)

- PAVEMENT MARKING PLACED IN PREVIOUS STAGE
- PAVEMENT MARKING TAPE, TYPE IV 4" (SOLID, WHITE) (70300904)
- PAVEMENT MARKING TAPE, TYPE IV 4" (SOLID, YELLOW) (70300904)
- PAVEMENT MARKING TAPE, TYPE IV 4" (30' SKIP-10' DASH, WHITE) (70300904)
- PAVEMENT MARKING TAPE, TYPE IV 4" (6' SKIP-2' DASH, WHITE) (70300904)

- PAVEMENT MARKING TAPE, TYPE IV 12" (CHEVRONS, WHITE) (70300912)
 - PAVEMENT MARKING TAPE, TYPE IV 8" (SOLID, WHITE) (70300908)
- NOTE:
MOT PLANS SHOW TRAFFIC IN POST-OPERATIONS CONFIGURATION. PLEASE REFER TO MOT TYPICAL SECTIONS AND ILLINOIS TOLLWAY STANDARD E2 FOR 1 AND 2 LANE CLOSURES WHEN REQUIRED, AS DICTATED BY MOT TYPICAL SECTIONS.

KEY MAP



DRAWN BY MAL DATE 3/11/2018
 CHECKED BY MPV DATE 3/11/2018

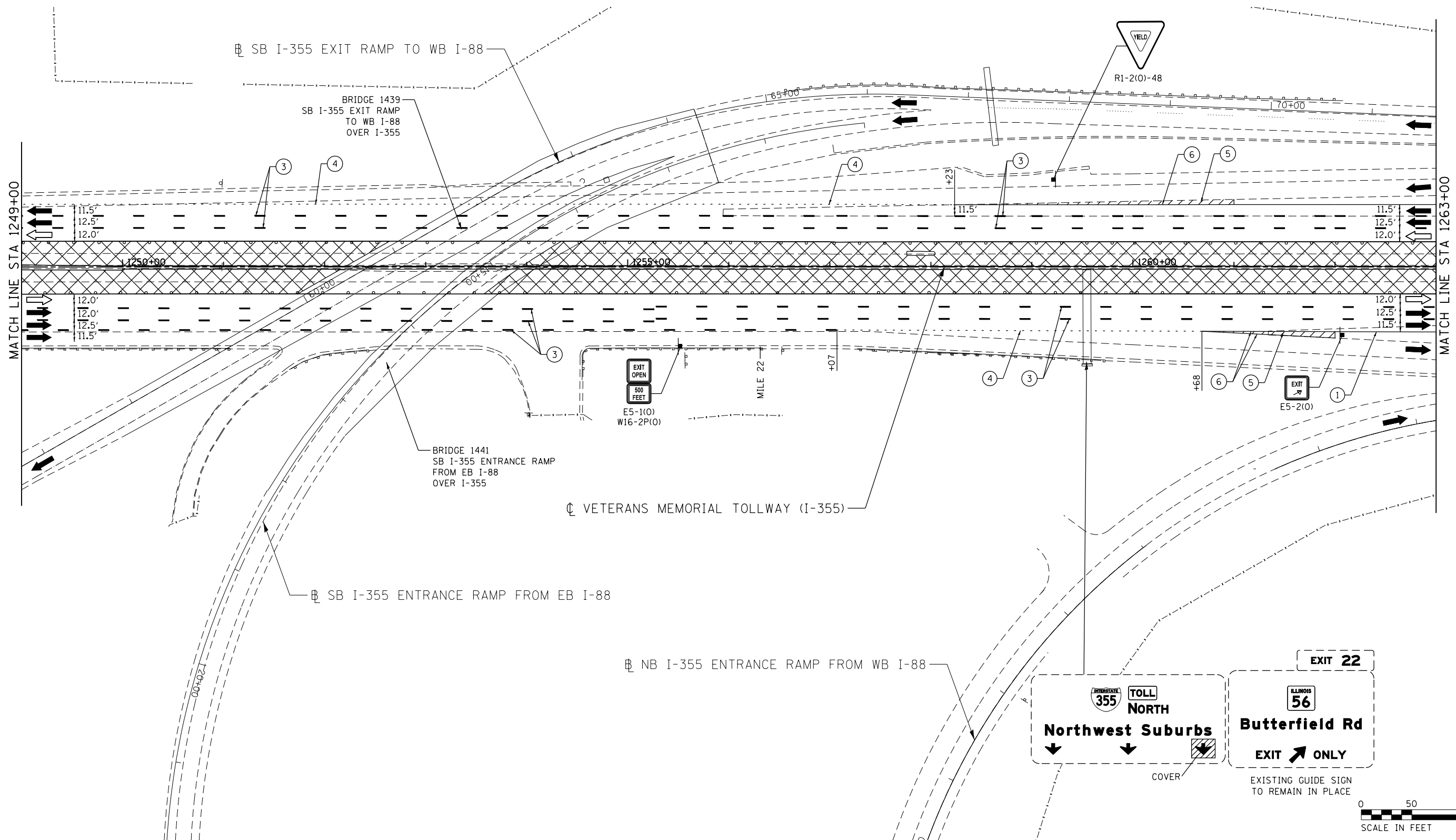
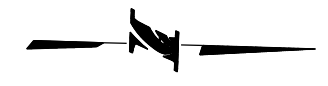


REVISIONS		
NO.	DATE	DESCRIPTION

CONTRACT NO. RR-16-4255
 MOT STAGE 4
 STA 1235+00 - STA 1249+00

MOT-321
 DRAWING NO. 372 OF 1517

P:\proj\pman\01\primera\schicagocomp\PR00\Documents\01\Projects\2016\20161616_Veterans Memorial Tollway\Drawings\Current\Drawings\Files\4255\Civil\Sheet\4255-ah1-mot4-REL040.dgn



MOT PLAN LEGEND:

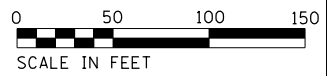
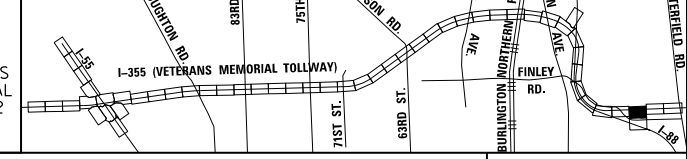
- CONSTRUCTION WORK ZONE
- PORT. CHANGEABLE MESSAGE SIGN
- DIRECTION OF TRAFFIC FLOW
- DIRECTION OF TRAFFIC FLOW, LANE CLOSED DURING OPERATIONS
- CONSTRUCTION SIGN

- TYPE II BARRICADES OR DRUMS WITH STEADY BURNING MONO-DIRECTIONAL LIGHT @ 50' CENTERS (25' CENTERS ALONG TAPERS AND RAMPS)
- TYPE III BARRICADE WITH STEADY BURNING LIGHT
- ACCELERATED PCC PATCHING, CLASS B, 12 INCHES (JI442873, JI442874, JI442875, JI442894)
- EXISTING PAVEMENT MARKING
- WATERBLAST PAVEMENT MARKING REMOVAL WITH VACUUM RECOVERY (JT783005)

- PAVEMENT MARKING PLACED IN PREVIOUS STAGE
- PAVEMENT MARKING TAPE, TYPE IV 4" (SOLID, WHITE) (70300904)
- PAVEMENT MARKING TAPE, TYPE IV 4" (SOLID, YELLOW) (70300904)
- PAVEMENT MARKING TAPE, TYPE IV 4" (30' SKIP-10' DASH, WHITE) (70300904)
- PAVEMENT MARKING TAPE, TYPE IV 4" (6' SKIP-2' DASH, WHITE) (70300904)

- PAVEMENT MARKING TAPE, TYPE IV 12" (CHEVRONS, WHITE) (70300912)
 - PAVEMENT MARKING TAPE, TYPE IV 8" (SOLID, WHITE) (70300908)
- NOTE: MOT PLANS SHOW TRAFFIC IN POST-OPERATIONS CONFIGURATION. PLEASE REFER TO MOT TYPICAL SECTIONS AND ILLINOIS TOLLWAY STANDARD E2 FOR 1 AND 2 LANE CLOSURES WHEN REQUIRED, AS DICTATED BY MOT TYPICAL SECTIONS.

KEY MAP



DRAWN BY MAL DATE 3/11/2018
 CHECKED BY MPV DATE 3/11/2018

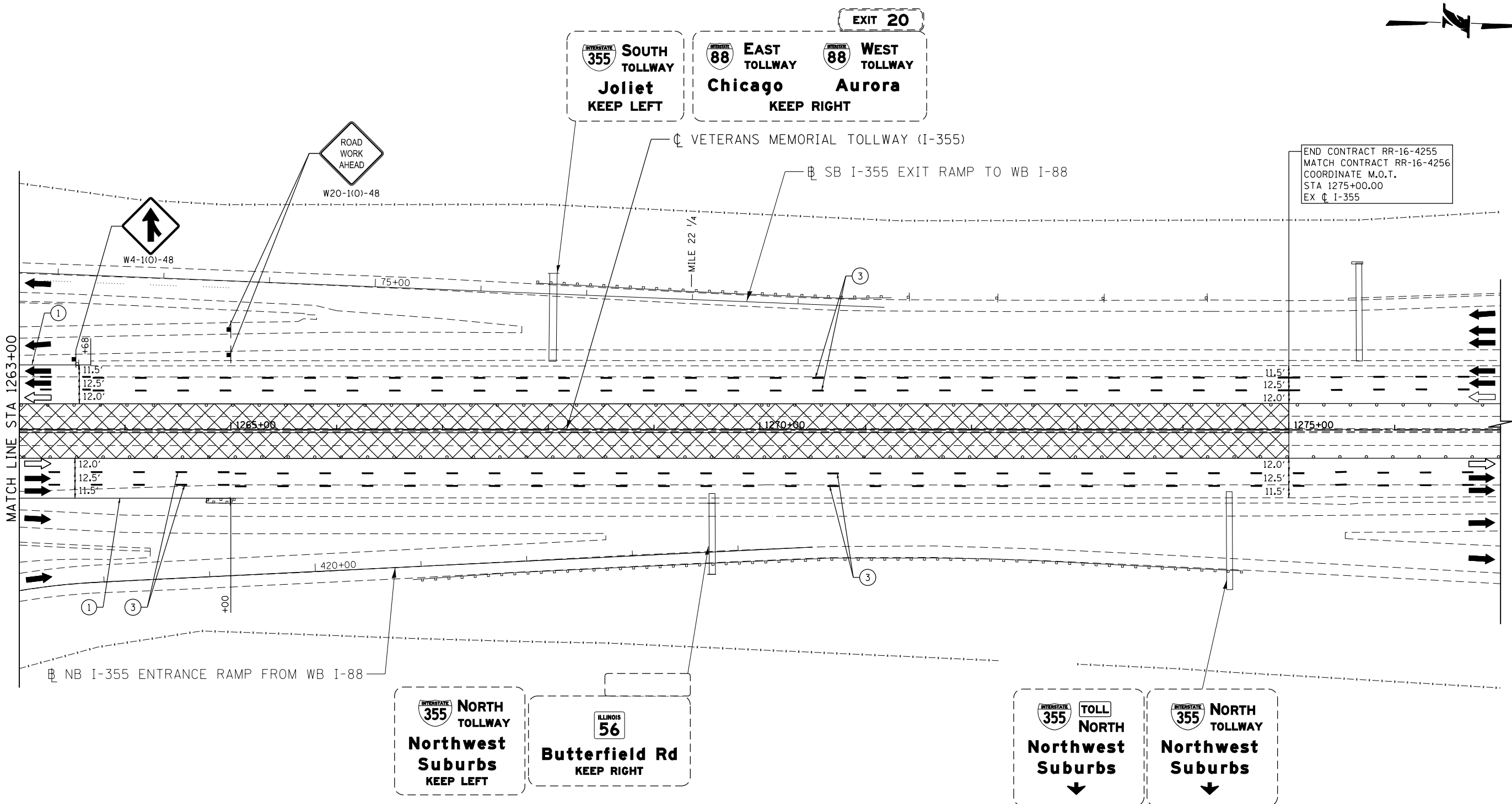


REVISIONS		
NO.	DATE	DESCRIPTION

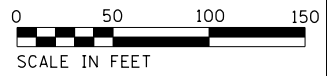
CONTRACT NO. RR-16-4255
 MOT STAGE 4
 STA 1249+00 - STA 1263+00

MOT-322
 DRAWING NO. 373 OF 1517

Projects\2016\20161616-Veterans Memorial Tollway\Drawings\Current Drawings Files\4255-Civil\Sheet\4255-ah-104-REL041.dgn



END CONTRACT RR-16-4255
MATCH CONTRACT RR-16-4256
COORDINATE M.O.T.
STA 1275+00.00
EX C I-355



MOT PLAN LEGEND:

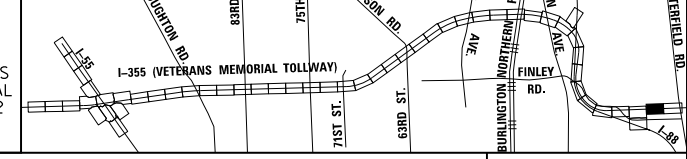
- CONSTRUCTION WORK ZONE
- PORT. CHANGEABLE MESSAGE SIGN
- DIRECTION OF TRAFFIC FLOW
- DIRECTION OF TRAFFIC FLOW, LANE CLOSED DURING OPERATIONS
- CONSTRUCTION SIGN

- TYPE II BARRICADES OR DRUMS WITH STEADY BURNING MONO-DIRECTIONAL LIGHT @ 50' CENTERS (25' CENTERS ALONG TAPERS AND RAMP)
- TYPE III BARRICADE WITH STEADY BURNING LIGHT
- ACCELERATED PCC PATCHING, CLASS B, 12 INCHES (JI442873, JI442874, JI442875, JI442894)
- EXISTING PAVEMENT MARKING
- WATERBLAST PAVEMENT MARKING REMOVAL WITH VACUUM RECOVERY (JT783005)

- PAVEMENT MARKING PLACED IN PREVIOUS STAGE
- PAVEMENT MARKING TAPE, TYPE IV 4" (SOLID, WHITE) (70300904)
- PAVEMENT MARKING TAPE, TYPE IV 4" (SOLID, YELLOW) (70300904)
- PAVEMENT MARKING TAPE, TYPE IV 4" (30' SKIP-10' DASH, WHITE) (70300904)
- PAVEMENT MARKING TAPE, TYPE IV 4" (6' SKIP-2' DASH, WHITE) (70300904)

- PAVEMENT MARKING TAPE, TYPE IV 12" (CHEVRONS, WHITE) (70300912)
 - PAVEMENT MARKING TAPE, TYPE IV 8" (SOLID, WHITE) (70300908)
- NOTE:
MOT PLANS SHOW TRAFFIC IN POST-OPERATIONS CONFIGURATION. PLEASE REFER TO MOT TYPICAL SECTIONS AND ILLINOIS TOLLWAY STANDARD E2 FOR 1 AND 2 LANE CLOSURES WHEN REQUIRED, AS DICTATED BY MOT TYPICAL SECTIONS.

KEY MAP



DRAWN BY MAL DATE 3/11/2018
CHECKED BY MPV DATE 3/11/2018



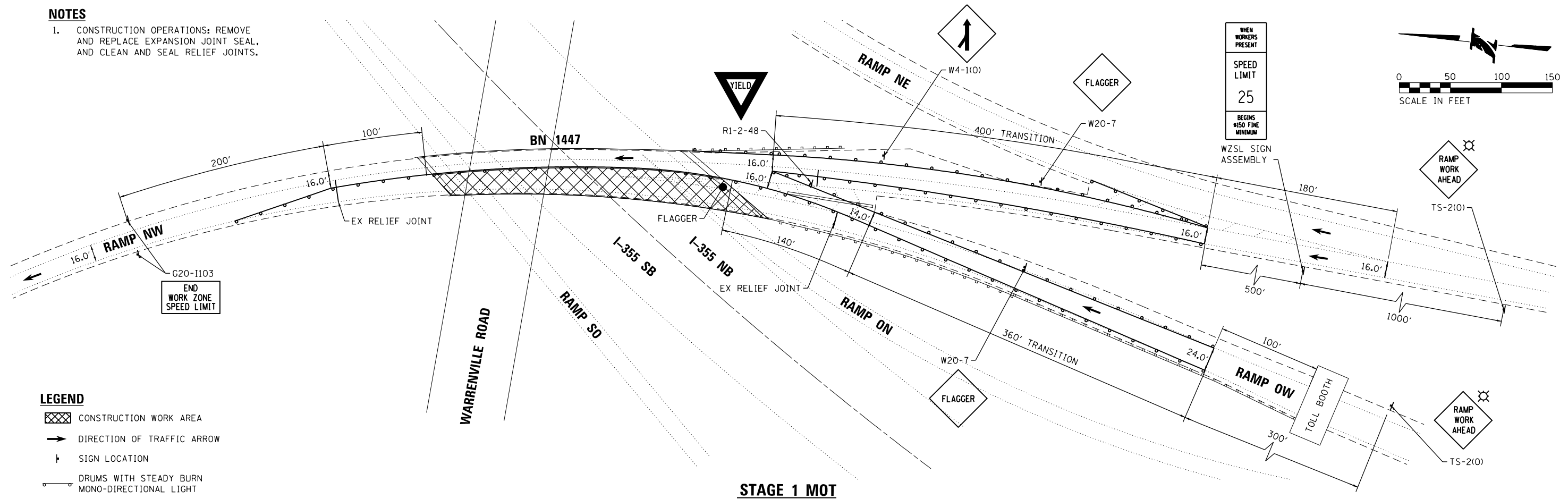
REVISIONS		
NO.	DATE	DESCRIPTION

CONTRACT NO. RR-16-4255
MOT STAGE 4
STA 1263+00 - STA 1277+00

MOT-323
DRAWING NO. 374 OF 1517

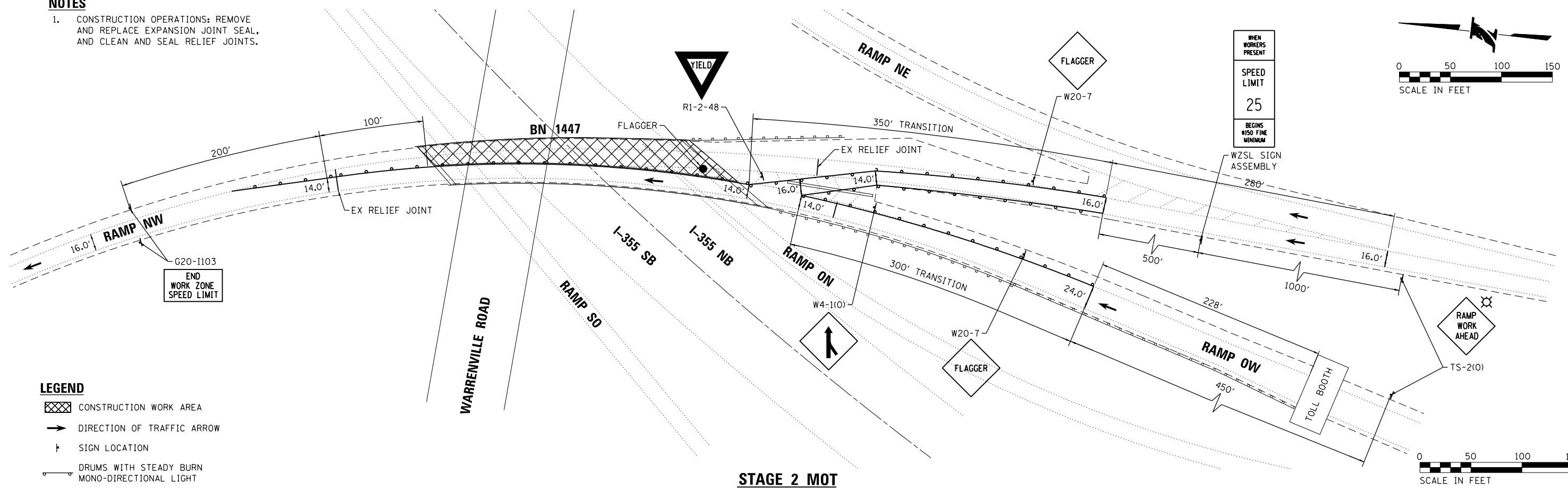
NOTES

- CONSTRUCTION OPERATIONS: REMOVE AND REPLACE EXPANSION JOINT SEAL, AND CLEAN AND SEAL RELIEF JOINTS.



NOTES

- CONSTRUCTION OPERATIONS: REMOVE AND REPLACE EXPANSION JOINT SEAL, AND CLEAN AND SEAL RELIEF JOINTS.



\\abna\jobfiles\2017\2058\CAD\1-355 Ramp\4312-ah1-MOT-101.dgn

DRAWN BY SCR DATE 03/11/2018
 CHECKED BY TPP DATE 03/11/2018

ABNA
 9901 South Western Ave.
 Chicago, IL 60643
 P: (773) 881-4788
 F: (773) 239-3728
 DESIGN FIRM REG. 184.002117

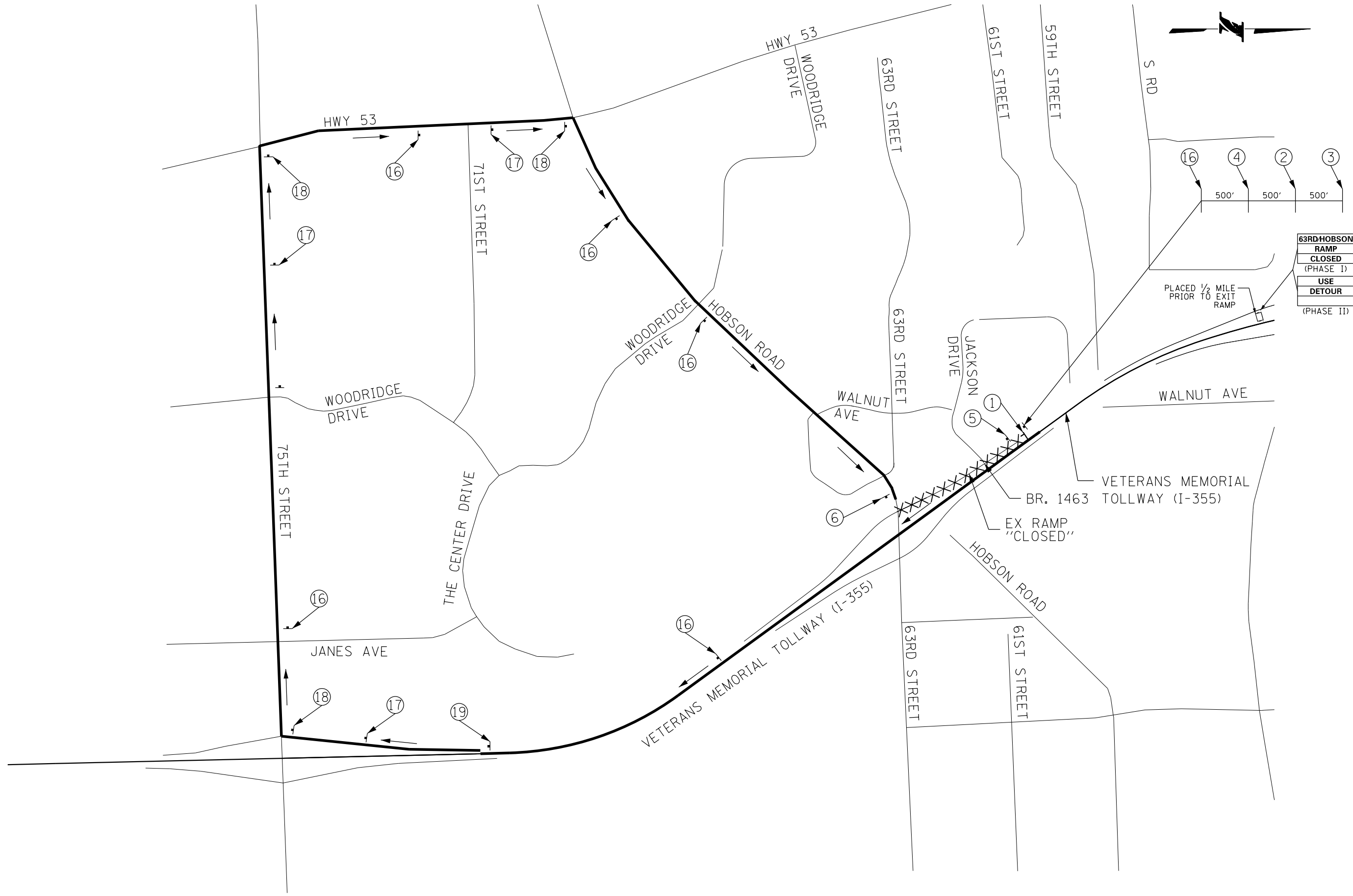
THE ILLINOIS STATE TOLL HIGHWAY AUTHORITY
 2700 OGDEN AVENUE
 DOWNERS GROVE,
 ILLINOIS 60515

REVISIONS	
NO.	DESCRIPTION

CONTRACT NO. RR-16-4255
 MOT BRIDGE NO. 1447

MOT-324
 DRAWING NO.
 375 OF 1517

P:\proj\pnum\01\primera\schicgo\ccomp\PRQD\Documents\01\Projects\2016\20161616-Veterans Memorial Tollway\Drawings\Current\Drawing Files\4255\Civil\Sheet\4255-ah1-notdetour-FEL002.dgn



DRAWN BY MAL DATE 3/11/2018
 CHECKED BY MPV DATE 3/11/2018

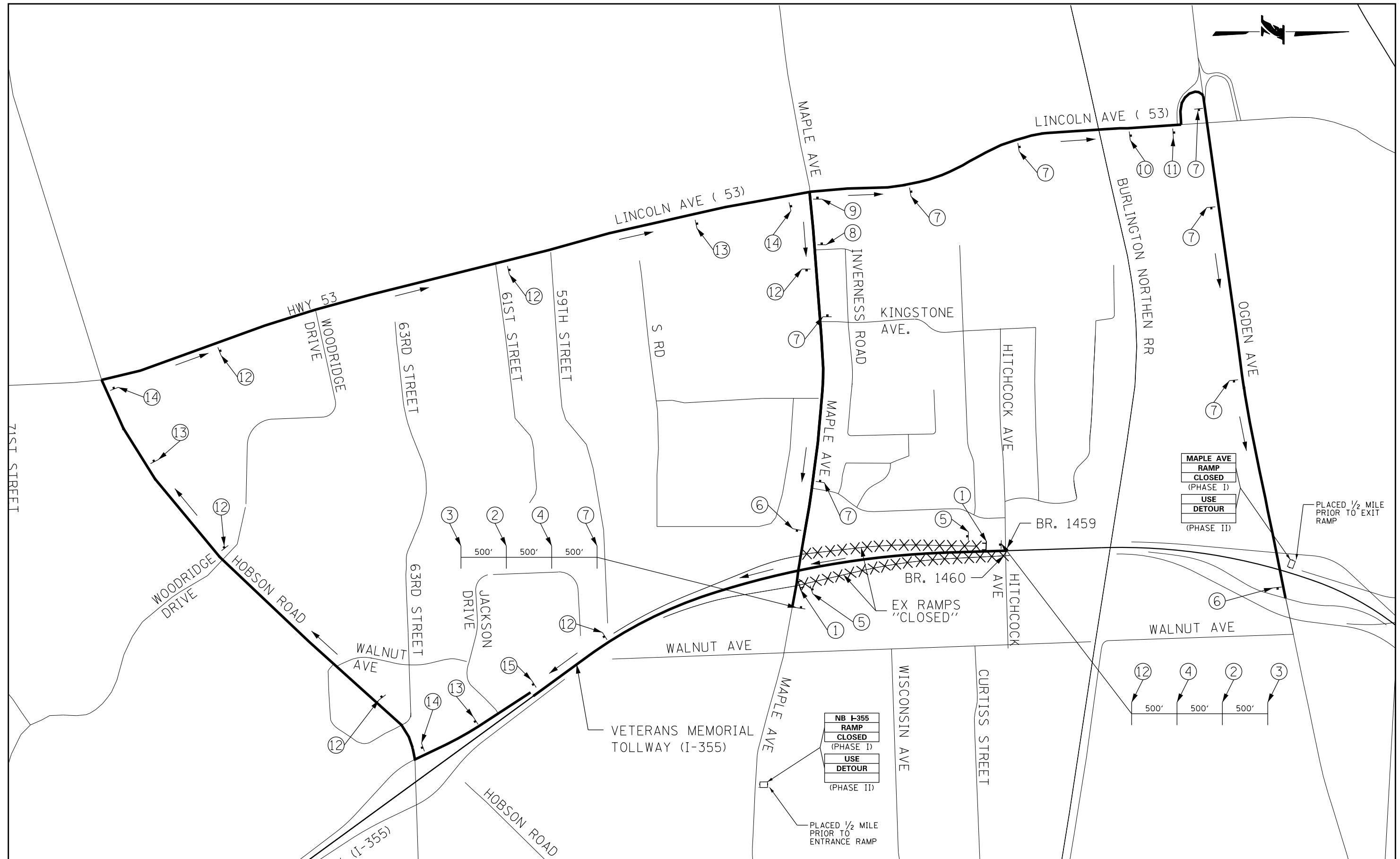


NO.		DATE	REVISIONS DESCRIPTION

CONTRACT NO. RR-16-4255
 DETOUR PLAN
 BR. 1463

MOT-326
 DRAWING NO.
 377 OF 1517

P:\proj\pnum\01\primera\chicago\comp\PRQD\Documents\01\Projects\2016\20161616-Veterans Memorial Tollway\Drawings\Current\Drawings\Files\4255\Civil\Sheet\4255-ah-1-notdetour-FEL003.dgn



DRAWN BY MAL DATE 3/11/2018
 CHECKED BY MPV DATE 3/11/2018

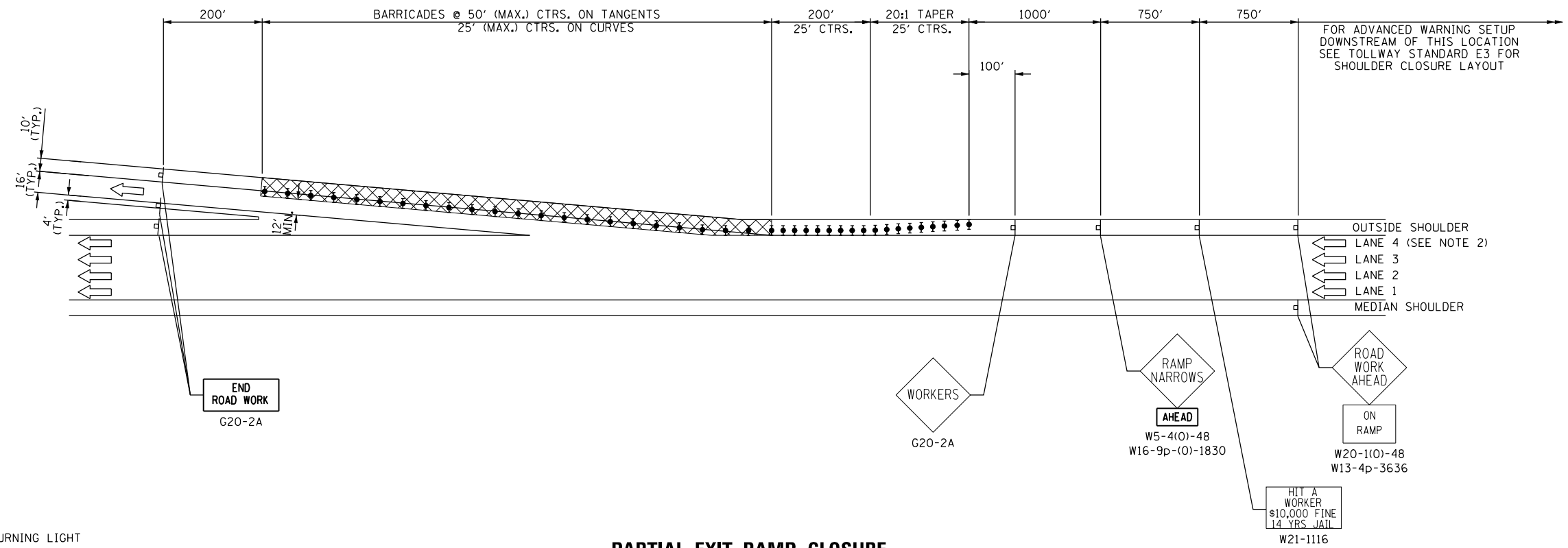


THE ILLINOIS STATE TOLL HIGHWAY AUTHORITY
 2700 OGDEN AVENUE
 DOWNERS GROVE,
 ILLINOIS 60515

REVISIONS	
NO.	DATE

CONTRACT NO. RR-16-4255
 DETOUR PLAN
 BR. 1459/1460

MOT-327
 DRAWING NO.
 378 OF 1517

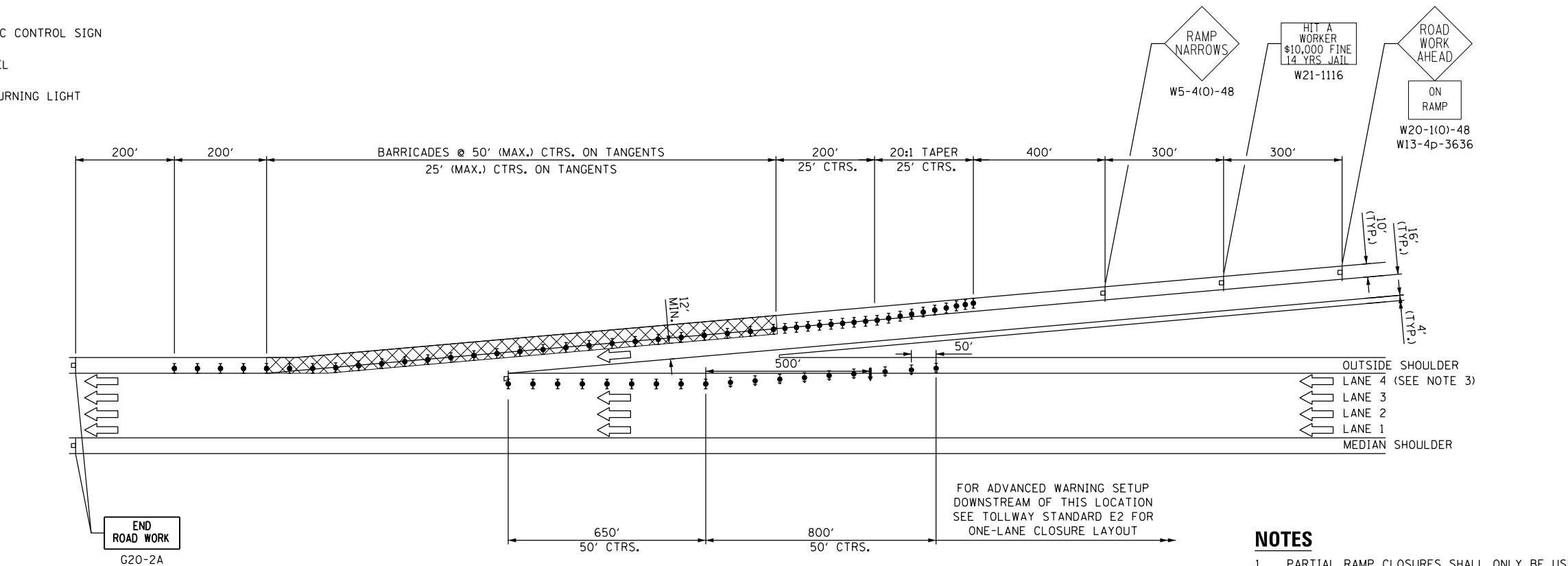


LEGEND

- SIGN
- ⊥ TYPE III BARRICADE
- DRUM WITH STEADY BURNING LIGHT
- ▨ WORK AREA
- FLAGGER WITH TRAFFIC CONTROL SIGN
- ↓ FLASHING ARROW PANEL
- DRUM WITH STEADY BURNING LIGHT

PARTIAL EXIT RAMP CLOSURE

SHOULDER RESURFACING AND LIGHTING WORK
NOT TO SCALE



PARTIAL ENTRANCE RAMP CLOSURE

SHOULDER RESURFACING AND LIGHTING WORK
NOT TO SCALE

NOTES

1. PARTIAL RAMP CLOSURES SHALL ONLY BE USED DURING THE ALLOWABLE LANE CLOSURE HOURS FOUND IN THE CONTRACT SPECIAL PROVISION "MAINTENANCE OF TRAFFIC".
2. DOWNSTREAM RAMP SIGN SPACING AND THE APPROACH BARRICADE LENGTH MAY BE REDUCED TO MEET FIELD CONDITIONS WITH THE ENGINEER'S APPROVAL.
3. THIS LANE CLOSURE APPLIES TO 4-LANE AND 3-LANE SECTIONS.

DRAWN BY MAL DATE 3/11/2018
CHECKED BY MPV DATE 3/11/2018



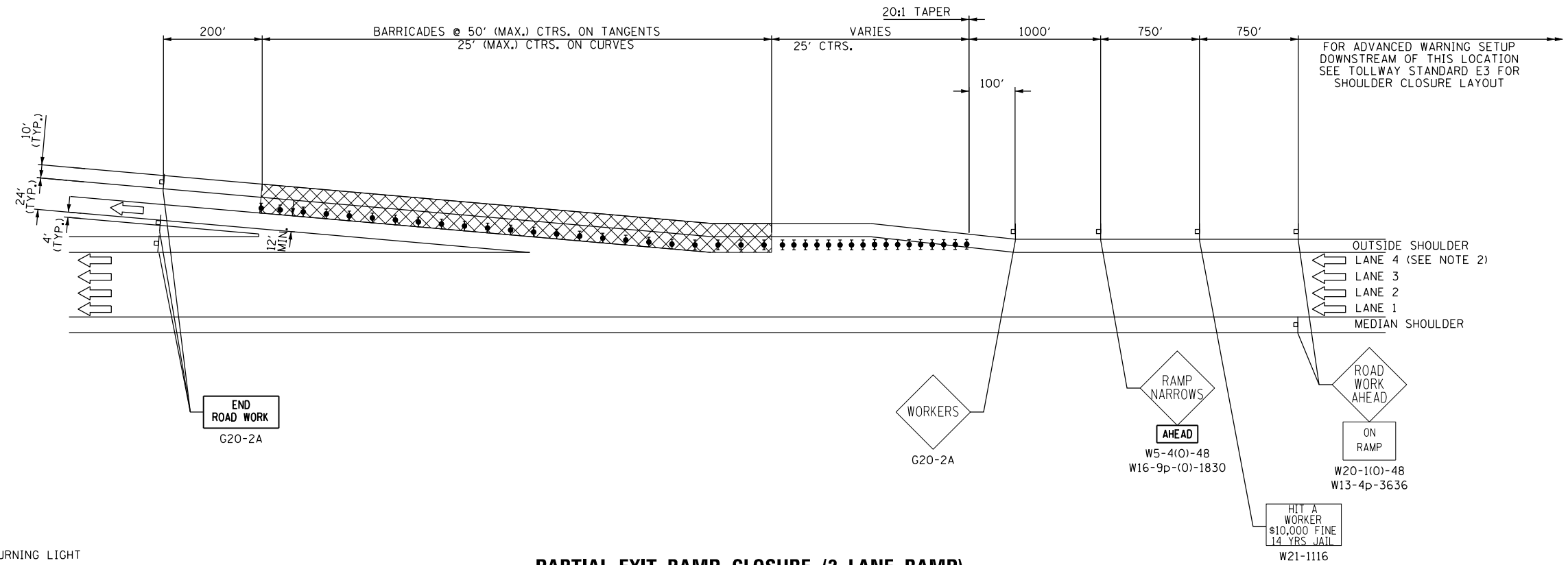
THE ILLINOIS STATE TOLL HIGHWAY AUTHORITY
2700 OGDEN AVENUE
DOWNERS GROVE,
ILLINOIS 60515

REVISIONS	
NO.	DESCRIPTION

CONTRACT NO. RR-16-4255
MAINTENANCE OF TRAFFIC
PARTIAL RAMP CLOSURE DETAIL

MOT-328
DRAWING NO.
379 OF 1517

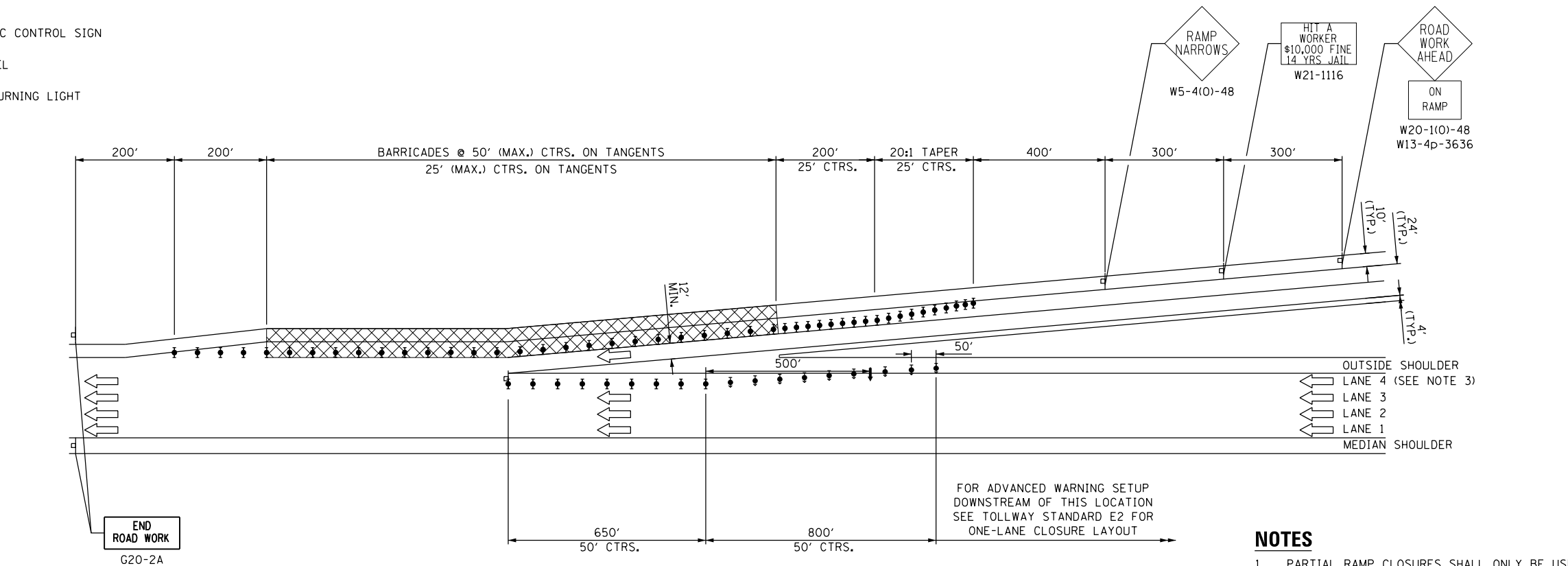
P:\proj\p01\primera\schicgo\ccomp\PRQD\Documents\01\Projects\2016\20161616-Veterans Memorial Tollway\Drawings\Current\Drawings\Files\4255\Civil\Sheet\4255-ahc-notdetail-PEL002



PARTIAL EXIT RAMP CLOSURE (2-LANE RAMP)
SHOULDER RESURFACING AND LIGHTING WORK
NOT TO SCALE

LEGEND

- SIGN
- ⊥ TYPE III BARRICADE
- DRUM WITH STEADY BURNING LIGHT
- ▨ WORK AREA
- FLAGGER WITH TRAFFIC CONTROL SIGN
- ↓ FLASHING ARROW PANEL
- DRUM WITH STEADY BURNING LIGHT



PARTIAL ENTRANCE RAMP CLOSURE (2-LANE RAMP)
SHOULDER RESURFACING AND LIGHTING WORK
NOT TO SCALE

NOTES

1. PARTIAL RAMP CLOSURES SHALL ONLY BE USED DURING THE ALLOWABLE LANE CLOSURE HOURS FOUND IN THE CONTRACT SPECIAL PROVISION "MAINTENANCE OF TRAFFIC".
2. DOWNSTREAM RAMP SIGN SPACING AND THE APPROACH BARRICADE LENGTH MAY BE REDUCED TO MEET FIELD CONDITIONS WITH THE ENGINEER'S APPROVAL.
3. THIS LANE CLOSURE APPLIES TO 4-LANE AND 3-LANE SECTIONS.

P:\proj\p01\primera\schicgo\ccomp\PRQD\Documents\01\Projects\2016\20161616-Veterans Memorial Tollway\Drawings\Current\Drawings\Files\4255\Civil\Sheet\255-ahb-notdetail-PEL004

DRAWN BY CBP DATE 3/11/2018
 CHECKED BY MAL DATE 3/11/2018

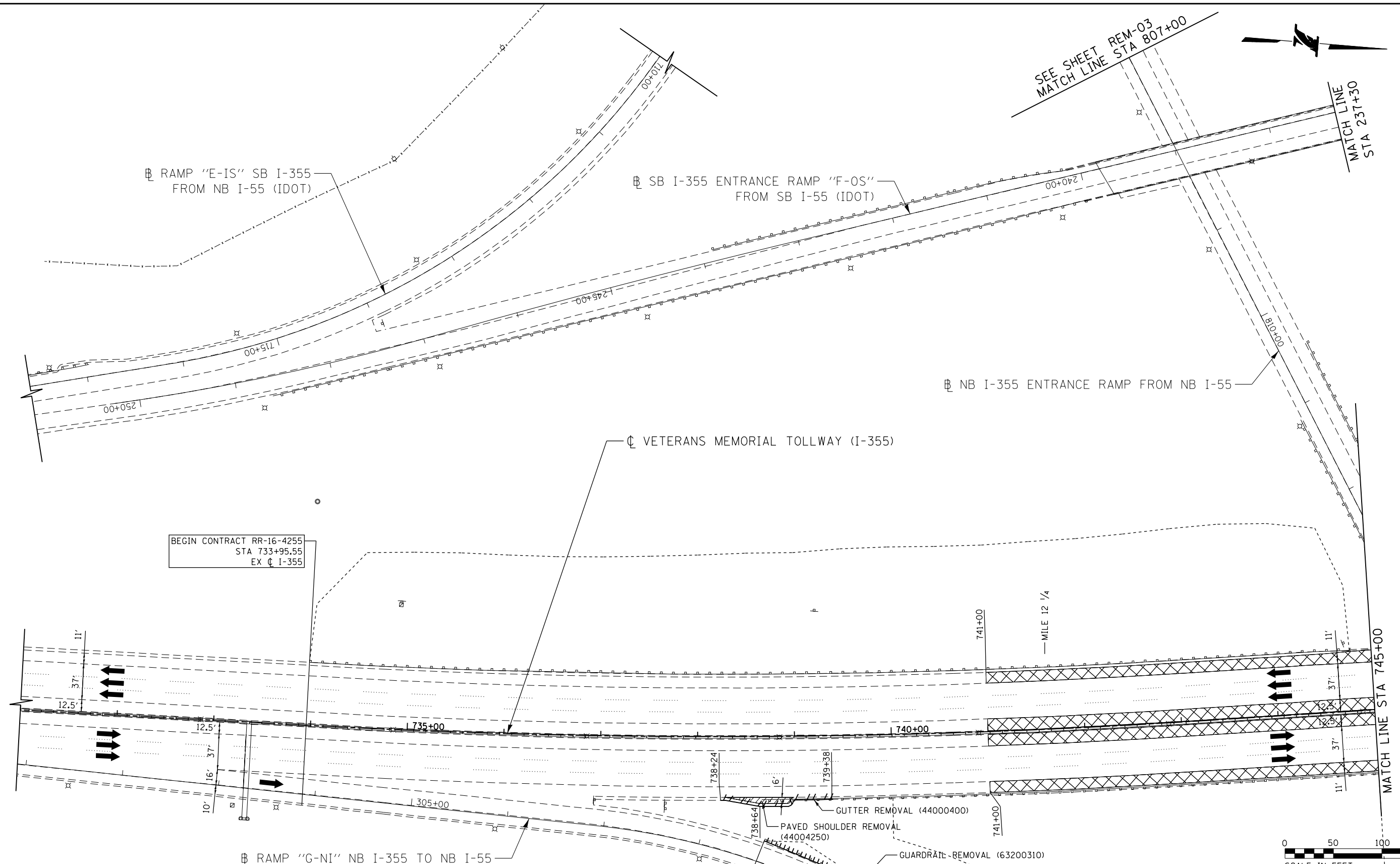


REVISIONS		
NO.	DATE	DESCRIPTION

CONTRACT NO. RR-16-4255
 MAINTENANCE OF TRAFFIC
 PARTIAL RAMP CLOSURE DETAIL

MOT-329
 DRAWING NO.
 380 OF 1517

P:\proj\pumar01\primera\schicagoo\p\RR01\Documents\01\Projects\2016\20161616_Veterans Memorial Tollway\Drawings\Current\Drawings\Files\4255\Civil\Sheet\4255-ah-ramp-REM-01.dgn

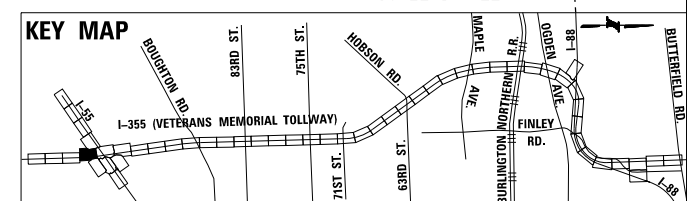
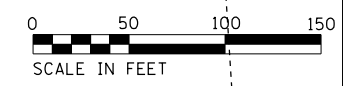


BEGIN CONTRACT RR-16-4255
 STA 733+95.55
 EX C I-355

LEGEND:

	PAVED SHOULDER REMOVAL, VARIABLE DEPTH (J1440030)
	HOT-MIX ASPHALT SURFACE REMOVAL, 1.75" (44000156)
	HOT-MIX ASPHALT SURFACE REMOVAL, 2.50" (44000159)
	HOT-MIX ASPHALT SURFACE REMOVAL, 2.75" (44000160)
	HOT-MIX ASPHALT SURFACE REMOVAL, 4.25" (44000166)

	PAVED SHOULDER REMOVAL (44004250)		GUARDRAIL REMOVAL (63200310)
	BUTT JOINT (SEE ROADWAY DETAIL)		GUTTER REMOVAL (44000400)
	OVERLAY TRANSITION (SEE ROADWAY DETAIL)	NOTE: AGGREGATE SHOULDER REMOVAL PAID FOR AS EARTH EXCAVATION (20200100)	
	ACCELERATED PCC PATCHING, CLASS B, 12 INCHES (J1442873, J1442874, J1442875, J1442894)		
	SHOULDER RUMBLE STRIP REMOVAL (J1440022)		



MATCH LINE
 STA 310+00
 SEE SHEET
 REM-04

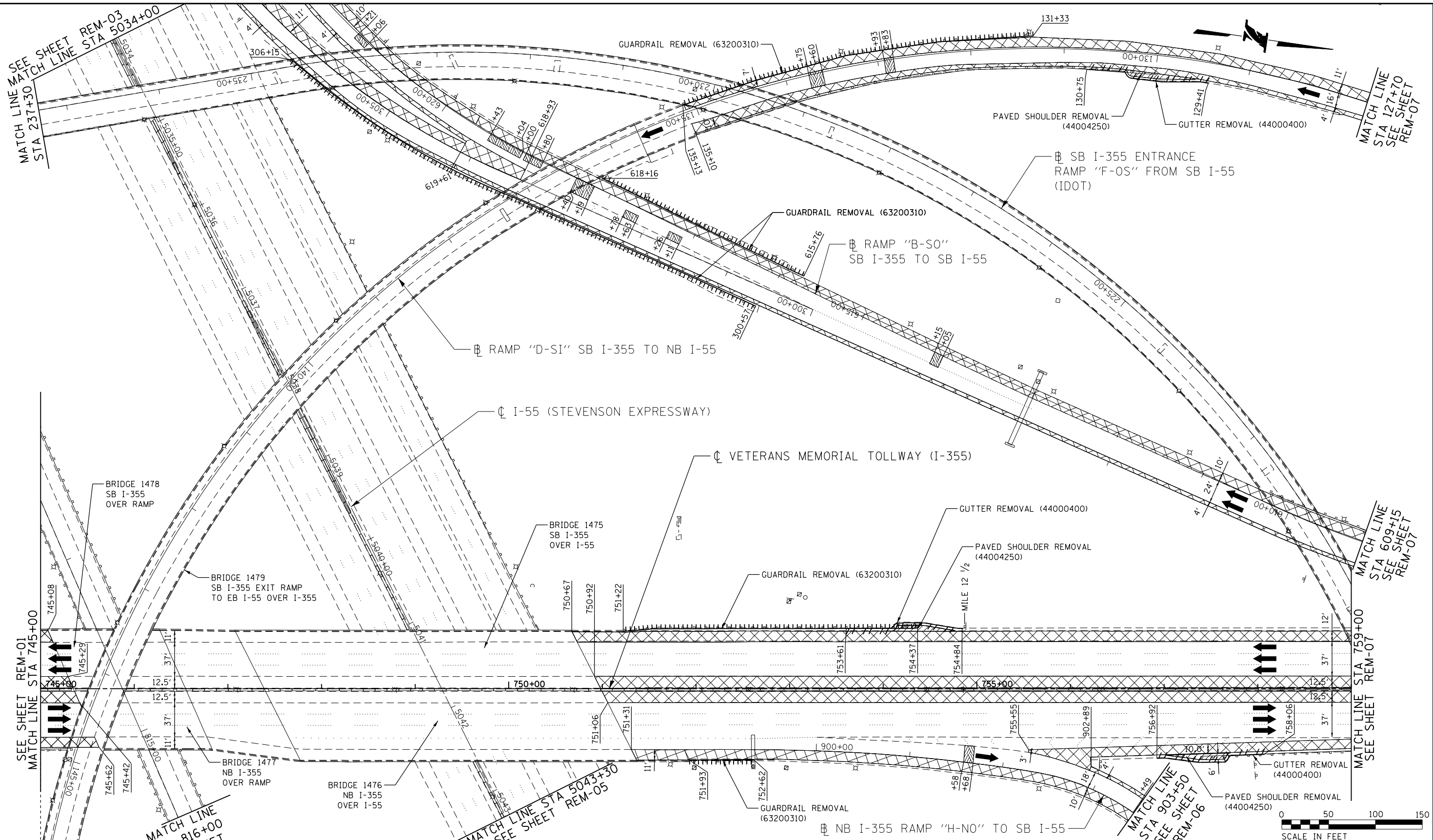
DRAWN BY JMR DATE 3/11/2018
 CHECKED BY RJD DATE 3/11/2018



REVISIONS	
NO.	DESCRIPTION

CONTRACT NO. RR-16-4255 REMOVAL PLAN STA 731+00 - STA 745+00	REM-01 DRAWING NO. 383 OF 1517
--------------------------------------------------------------------	--------------------------------------

P:\proj\p01\primera\schicagocorp\PR00\Documents\01\Projects\2016\20161616_Veterans Memorial Tollway\Drawings\Current\Drawings\Files\4255\Civil\Sheet\4255-ah-rem-02.dgn
 P:\proj\p01\primera\schicagocorp\PR00\Documents\01\Projects\2016\20161616_Veterans Memorial Tollway\Drawings\Current\Drawings\Files\4255\Civil\Sheet\4255-ah-rem-02.dgn

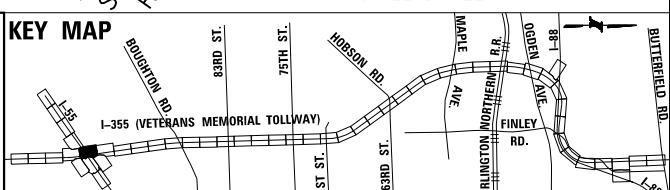


MATCH LINE STA 146+00 SEE SHEET REM-04
 MATCH LINE STA 816+00 SEE SHEET REM-05
 MATCH LINE STA 503+00 SEE SHEET REM-03
 MATCH LINE STA 5034+00
 MATCH LINE STA 237+30
 MATCH LINE STA 127+70 SEE SHEET REM-07
 MATCH LINE STA 609+15 SEE SHEET REM-07
 MATCH LINE STA 759+00
 MATCH LINE STA 903+50 SEE SHEET REM-06

LEGEND:

	PAVED SHOULDER REMOVAL, VARIABLE DEPTH (J1440030)		GUARDRAIL REMOVAL (63200310)
	HOT-MIX ASPHALT SURFACE REMOVAL, 1.75" (44000156)		BUTT JOINT (SEE ROADWAY DETAIL)
	HOT-MIX ASPHALT SURFACE REMOVAL, 2.50" (44000159)		OVERLAY TRANSITION (SEE ROADWAY DETAIL)
	HOT-MIX ASPHALT SURFACE REMOVAL, 2.75" (44000160)		ACCELERATED PCC PATCHING, CLASS B, 12 INCHES (J1442873, J1442874, J1442875, J1442894)
	HOT-MIX ASPHALT SURFACE REMOVAL, 4.25" (44000166)		SHOULDER RUMBLE STRIP REMOVAL (J1440022)

NOTE:
 AGGREGATE SHOULDER REMOVAL PAID FOR AS EARTH EXCAVATION (20200100)




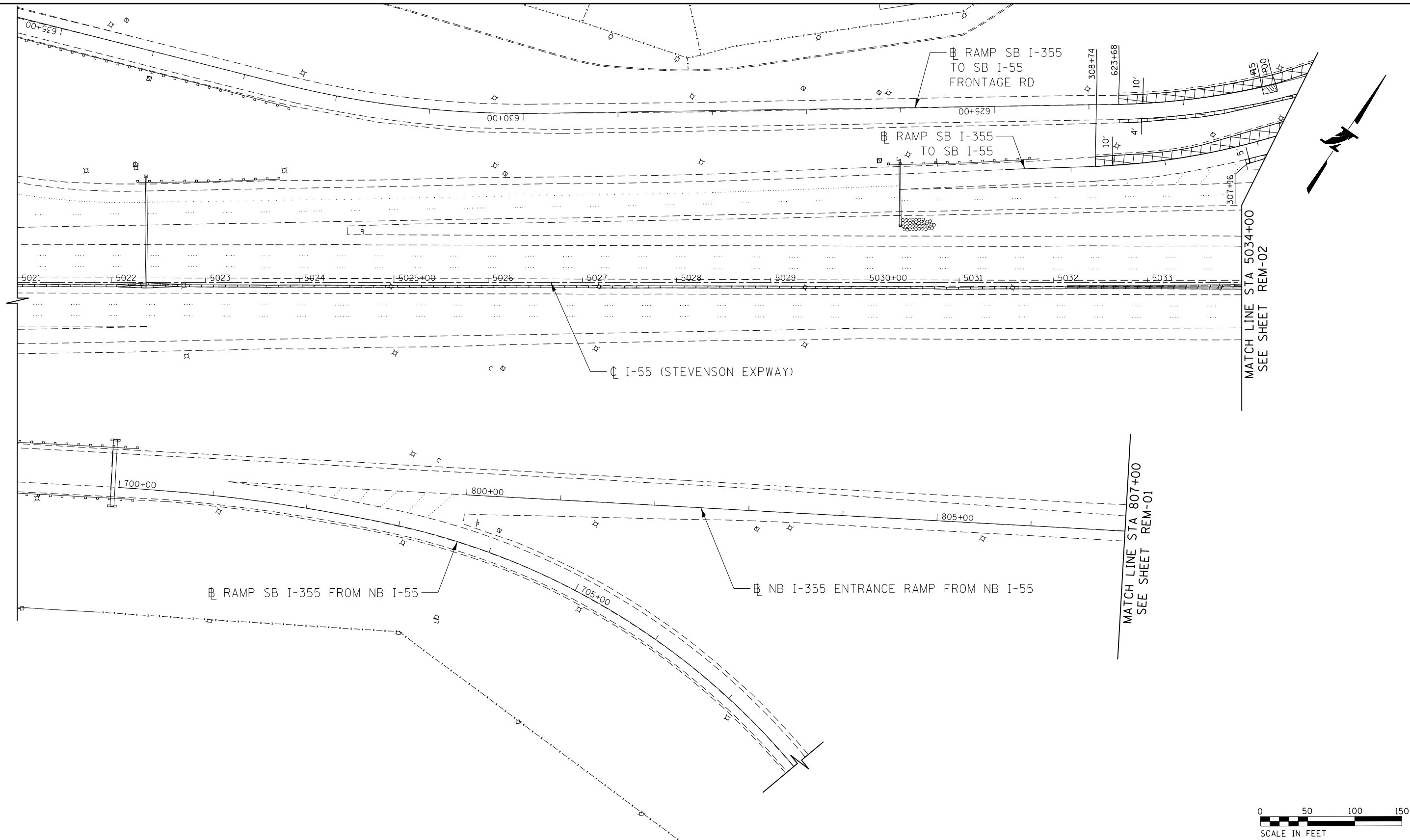
DRAWN BY JMR DATE 3/11/2018
 CHECKED BY RJD DATE 3/11/2018



REVISIONS		DESCRIPTION
NO.	DATE	

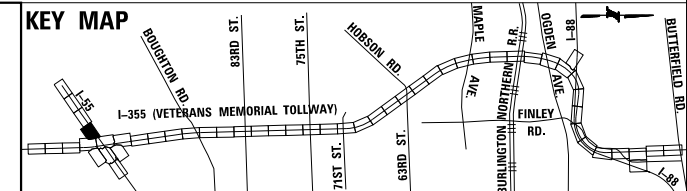
CONTRACT NO. RR-16-4255
 REMOVAL PLAN
 STA 745+00 - STA 759+00
 REM-02
 DRAWING NO. 384 OF 1517

P:\proj\pwner01\primera\chicago\proj\RR01\Documents\01\Projects\2016\20161616-Veterans Memorial Tollway\Drawings\Current\Drawing Files\4255\Civil\Sheet\255-ah-rem-REM-03.dgn



LEGEND:		REVISIONS	
	PAVED SHOULDER REMOVAL, VARIABLE DEPTH (JI440030)	NO.	DESCRIPTION
	HOT-MIX ASPHALT SURFACE REMOVAL, 1.75" (44000156)	DATE	
	HOT-MIX ASPHALT SURFACE REMOVAL, 2.50" (44000159)		
	HOT-MIX ASPHALT SURFACE REMOVAL, 2.75" (44000160)		
	HOT-MIX ASPHALT SURFACE REMOVAL, 4.25" (44000166)		
	PAVED SHOULDER REMOVAL (44004250)		
	BUTT JOINT (SEE ROADWAY DETAIL)		
	OVERLAY TRANSITION (SEE ROADWAY DETAIL)		
	ACCELERATED PCC PATCHING, CLASS B, 12 INCHES (JI442873, JI442874, JI442875, JI442894)		
	SHOULDER RUMBLE STRIP REMOVAL (JI440022)		
	GUARDRAIL REMOVAL (63200310)		
	GUTTER REMOVAL (44000400)		

NOTE:
AGGREGATE SHOULDER REMOVAL PAID FOR AS EARTH EXCAVATION (20200100)



DRAWN BY JMR DATE 3/11/2018
 CHECKED BY RJD DATE 3/11/2018



REVISIONS	
NO.	DESCRIPTION

CONTRACT NO. RR-16-4255
 REMOVAL PLAN
 STA 5021+00 - STA 5034+00
 REM-03
 DRAWING NO. 385 OF 1517

P:\proj\pumar01\primera\chicago\proj\RR01\Documents\01\Projects\2016\20161616-Veterans Memorial\Tollway\Drawings\Current\Drawing Files\4255\Civil\Sheet\255-ah-ramp-REM-04.dgn

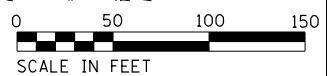
MATCH LINE
 STA 146+00
 SEE SHEET
 REM-02

RAMP SB I-355 TO NB I-55

GUARDRAIL REMOVAL (63200310)

RAMP NB I-355 TO NB I-55

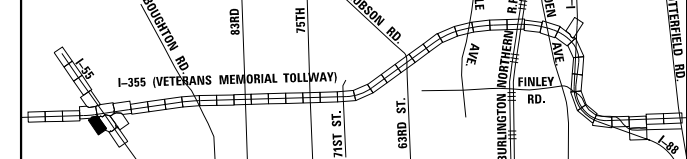
SEE SHEET
 STA 310+00
 REM-01
 MATCH LINE



LEGEND:

- | | | |
|---------------------------------------------------|---------------------------------------------------------------------------------------|--------------------------------------------------------------------------------|
| PAVED SHOULDER REMOVAL, VARIABLE DEPTH (J1440030) | PAVED SHOULDER REMOVAL (44004250) | GUARDRAIL REMOVAL (63200310) |
| HOT-MIX ASPHALT SURFACE REMOVAL, 1.75" (44000156) | BUTT JOINT (SEE ROADWAY DETAIL) | GUTTER REMOVAL (44000400) |
| HOT-MIX ASPHALT SURFACE REMOVAL, 2.50" (44000159) | OVERLAY TRANSITION (SEE ROADWAY DETAIL) | NOTE:
AGGREGATE SHOULDER REMOVAL PAID
FOR AS EARTH EXCAVATION (20200100) |
| HOT-MIX ASPHALT SURFACE REMOVAL, 2.75" (44000160) | ACCELERATED PCC PATCHING, CLASS B, 12 INCHES (J1442873, J1442874, J1442875, J1442894) | |
| HOT-MIX ASPHALT SURFACE REMOVAL, 4.25" (44000166) | SHOULDER RUMBLE STRIP REMOVAL (J1440022) | |

KEY MAP



DRAWN BY JMR DATE 3/11/2018
 CHECKED BY RJD DATE 3/11/2018

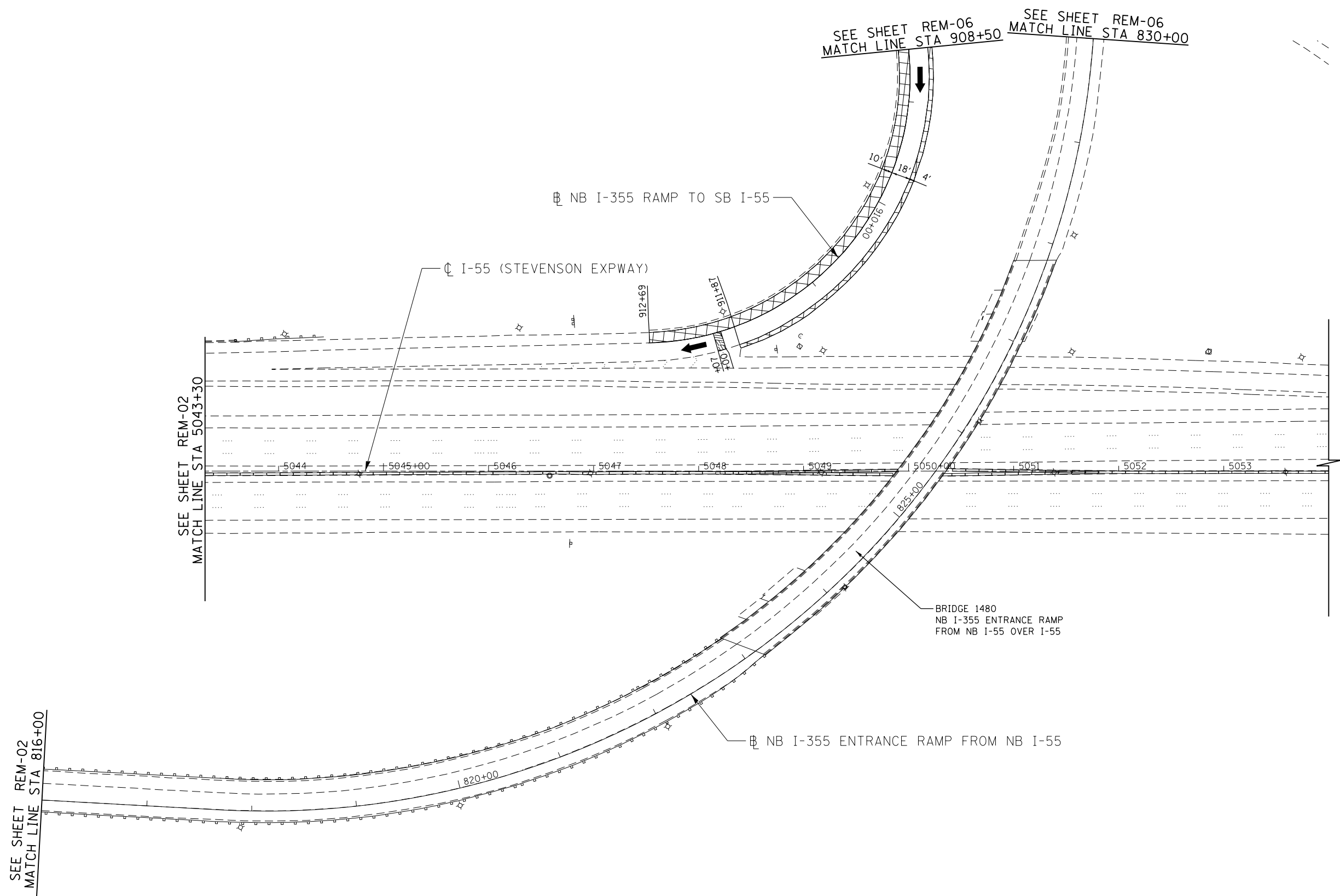


REVISIONS	
NO.	DESCRIPTION

CONTRACT NO. RR-16-4255
 REMOVAL PLAN
 STA 310+00 - STA 326+00

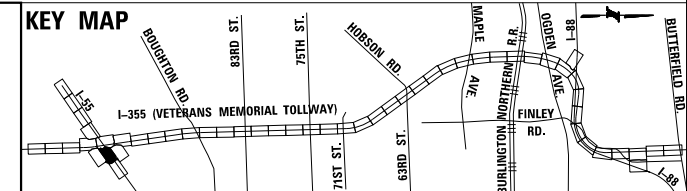
REM-04
 DRAWING NO.
 386 OF 1517

P:\proj\p001\primera\chicago\comp\PRCD\Documents\01\Projects\2016\20161616-Veterans Memorial Tollway\Drawings\Current\Drawings\Files\4255\Civil\Sheet\255-ah-r-rem-REL_054.dgn



LEGEND:			
	PAVED SHOULDER REMOVAL, VARIABLE DEPTH (JI440030)		PAVED SHOULDER REMOVAL (44004250)
	HOT-MIX ASPHALT SURFACE REMOVAL, 1.75" (44000156)		BUTT JOINT (SEE ROADWAY DETAIL)
	HOT-MIX ASPHALT SURFACE REMOVAL, 2.50" (44000159)		OVERLAY TRANSITION (SEE ROADWAY DETAIL)
	HOT-MIX ASPHALT SURFACE REMOVAL, 2.75" (44000160)		ACCELERATED PCC PATCHING, CLASS B, 12 INCHES (JI442873, JI442874, JI442875, JI442894)
	HOT-MIX ASPHALT SURFACE REMOVAL, 4.25" (44000166)		SHOULDER RUMBLE STRIP REMOVAL (JI440022)
			GUARDRAIL REMOVAL (63200310)
			GUTTER REMOVAL (44000400)

NOTE:
AGGREGATE SHOULDER REMOVAL PAID FOR AS EARTH EXCAVATION (20200100)



DRAWN BY JMR DATE 3/11/2018
 CHECKED BY RJD DATE 3/11/2018



REVISIONS		
NO.	DATE	DESCRIPTION

CONTRACT NO. RR-16-4255
 REMOVAL PLAN
 STA 5034+30 - STA 5054+00


REM-05
 DRAWING NO.
 387 OF 1517

SEE SHEET REM-07
MATCH LINE STA 410+75

LEGEND:

- PAVED SHOULDER REMOVAL, VARIABLE DEPTH (J1440030)
- HOT-MIX ASPHALT SURFACE REMOVAL, 1.75" (44000156)
- HOT-MIX ASPHALT SURFACE REMOVAL, 2.50" (44000159)
- HOT-MIX ASPHALT SURFACE REMOVAL, 2.75" (44000160)
- HOT-MIX ASPHALT SURFACE REMOVAL, 4.25" (44000166)
- PAVED SHOULDER REMOVAL (44004250)
- BUTT JOINT (SEE ROADWAY DETAIL)
- OVERLAY TRANSITION (SEE ROADWAY DETAIL)
- ACCELERATED PCC PATCHING, CLASS B, 12 INCHES (J1442873, J1442874, J1442875, J1442894)
- SHOULDER RUMBLE STRIP REMOVAL (J1440022)
- GUARDRAIL REMOVAL (63200310)
- GUTTER REMOVAL (44000400)

NOTE:
AGGREGATE SHOULDER REMOVAL PAID FOR AS EARTH EXCAVATION (20200100)



SEE SHEET REM-07
MATCH LINE STA 218+50

BRIDGE 1481
SB I-355 ENTRANCE RAMP
FROM SB I-55 OVER I-355

⊕ NB I-355 ENTRANCE
RAMP FROM NB I-55

⊕ NB I-355 ENTRANCE
RAMP FROM SB I-55

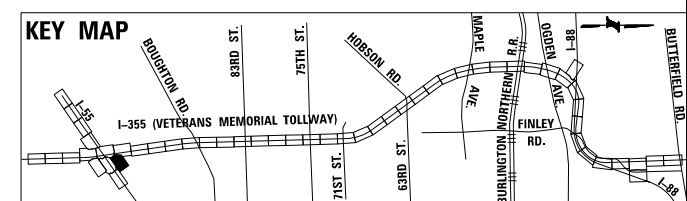
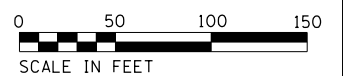
⊕ SB I-355 ENTRANCE RAMP
FROM SB I-55

⊕ NB I-355 RAMP TO SB I-55

SEE SHEET REM-02
MATCH LINE STA 903+50

MATCH LINE STA 908+50
SEE SHEET REM-05

MATCH LINE STA 830+00
SEE SHEET REM-05



P:\proj\p01\primera\schicgo\comp\PR00\Documents\01\Projects\2016\20161616-Veterans Memorial Tollway\Drawings\Current\Drawing Files\4255\Civil\Sheet\4255-ah-r-rem-REM-06.dgn

DRAWN BY JMR DATE 3/11/2018
 CHECKED BY RJD DATE 3/11/2018



THE ILLINOIS STATE TOLL HIGHWAY AUTHORITY
 2700 OGDEN AVENUE
 DOWNERS GROVE,
 ILLINOIS 60515

REVISIONS		
NO.	DATE	DESCRIPTION

CONTRACT NO. RR-16-4255
 REMOVAL PLAN
 I-55 INTERCHANGE RAMPS

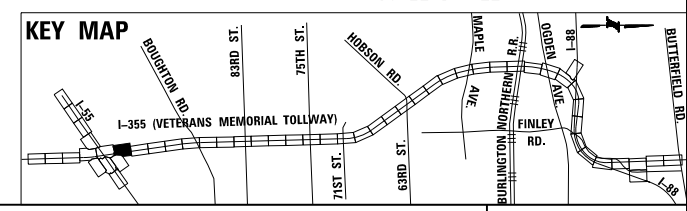
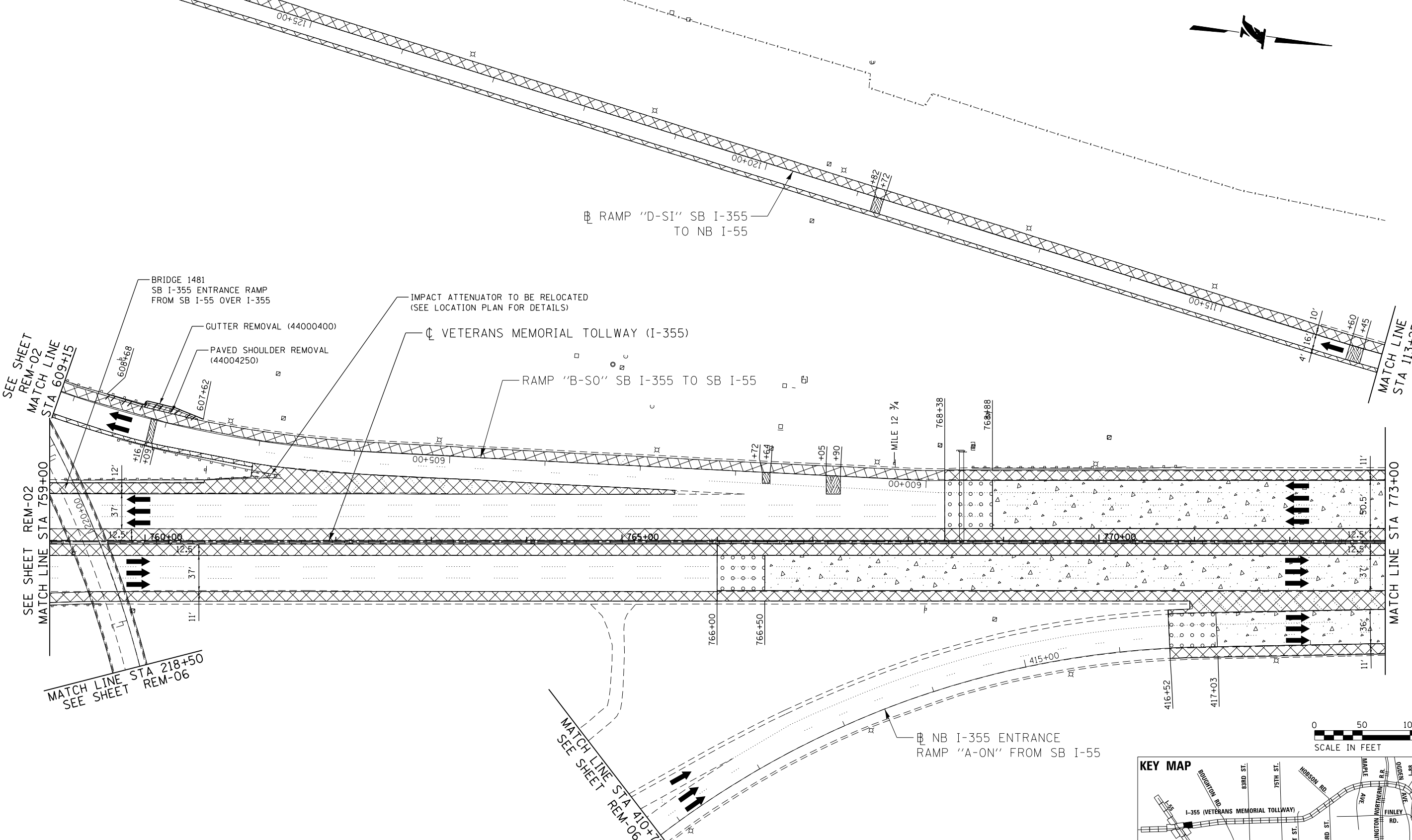
REM-06
 DRAWING NO.
 388 OF 1517

SEE SHEET
REM-02
MATCH LINE
STA 127+70

LEGEND:

- PAVED SHOULDER REMOVAL, VARIABLE DEPTH (J1440030)
- HOT-MIX ASPHALT SURFACE REMOVAL, 1.75" (44000156)
- HOT-MIX ASPHALT SURFACE REMOVAL, 2.50" (44000159)
- HOT-MIX ASPHALT SURFACE REMOVAL, 2.75" (44000160)
- HOT-MIX ASPHALT SURFACE REMOVAL, 4.25" (44000166)
- PAVED SHOULDER REMOVAL (44004250)
- BUTT JOINT (SEE ROADWAY DETAIL)
- OVERLAY TRANSITION (SEE ROADWAY DETAIL)
- ACCELERATED PCC PATCHING, CLASS B, 12 INCHES (J1442873, J1442874, J1442875, J1442894)
- SHOULDER RUMBLE STRIP REMOVAL (J1440022)
- GUARDRAIL REMOVAL (63200310)
- GUTTER REMOVAL (44000400)

NOTE:
AGGREGATE SHOULDER REMOVAL PAID
FOR AS EARTH EXCAVATION (20200100)



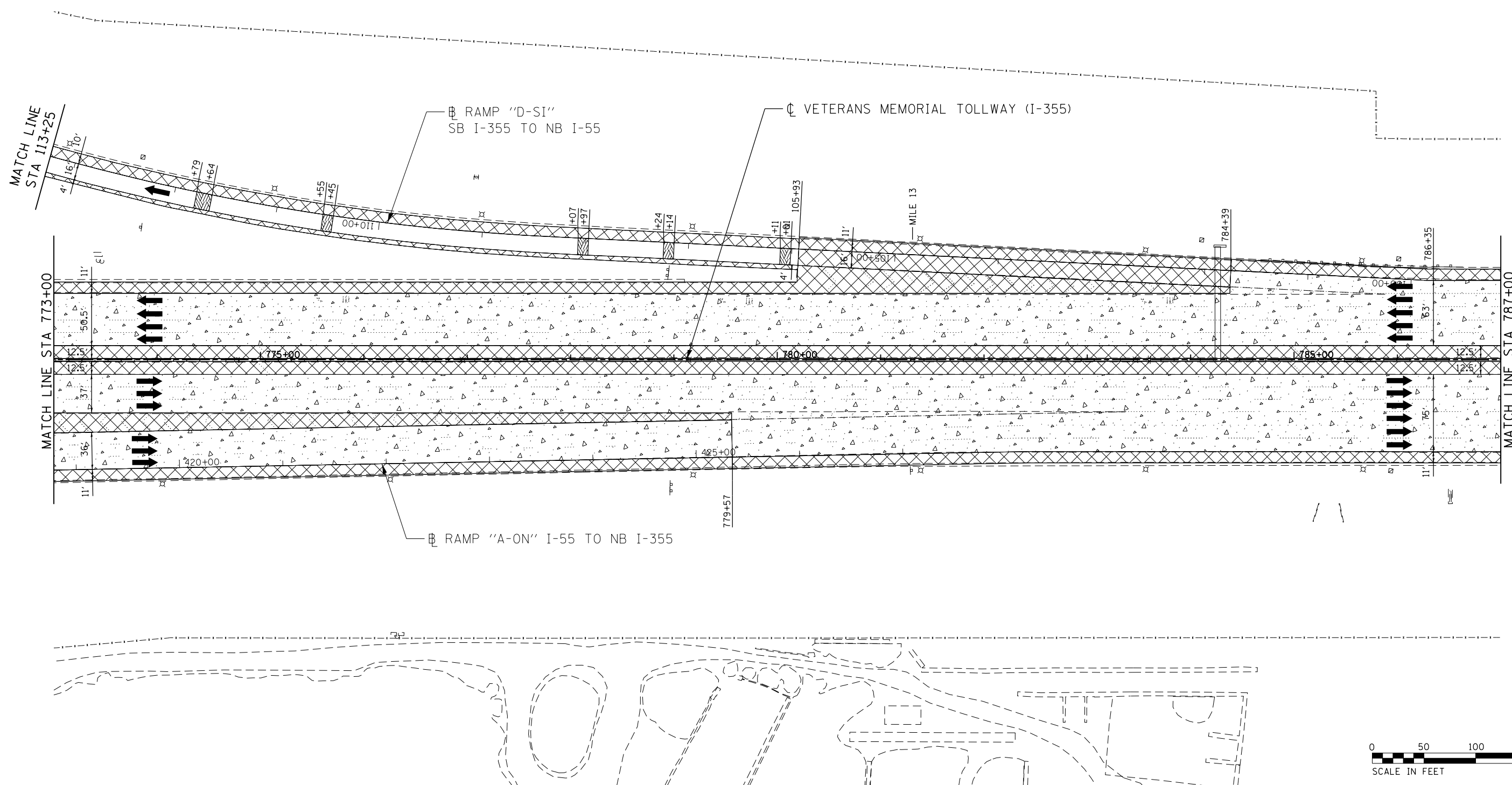
P:\proj\pawar\01\primera\chicago\comp\PRCD\Documents\01\Projects\2016\20161616-Veterans Memorial Tollway\Drawings\Current\Drawings\Files\4255\Civil\Sheet\4255-ah-rem-07.dwg
 DRAWN BY JMR DATE 3/11/2018
 CHECKED BY RJD DATE 3/11/2018



THE ILLINOIS STATE TOLL HIGHWAY AUTHORITY
 2700 OGDEN AVENUE
 DOWNERS GROVE,
 ILLINOIS 60515

NO.		DATE		REVISIONS DESCRIPTION	

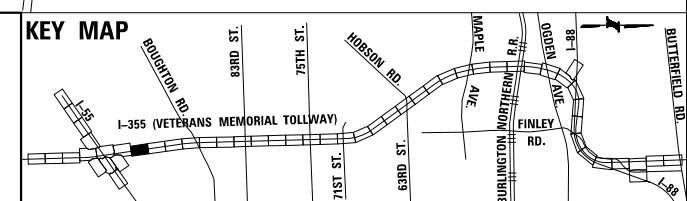
CONTRACT NO. RR-16-4255	REM-07
REMOVAL PLAN	DRAWING NO.
STA 759+00 - STA 773+00	389 OF 1517



P:\proj\pawar01\primera\chicago\comp\PR00\Documents\01\Projects\2016\20161616_Veterans Memorial Tollway\Drawings\Current\Drawings\Files\4255\Civil\Sheet\255-akt-ran-REL007.dgn
 DRAWN BY JMR DATE 3/11/2018
 CHECKED BY RJD DATE 3/11/2018

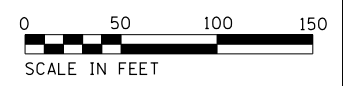
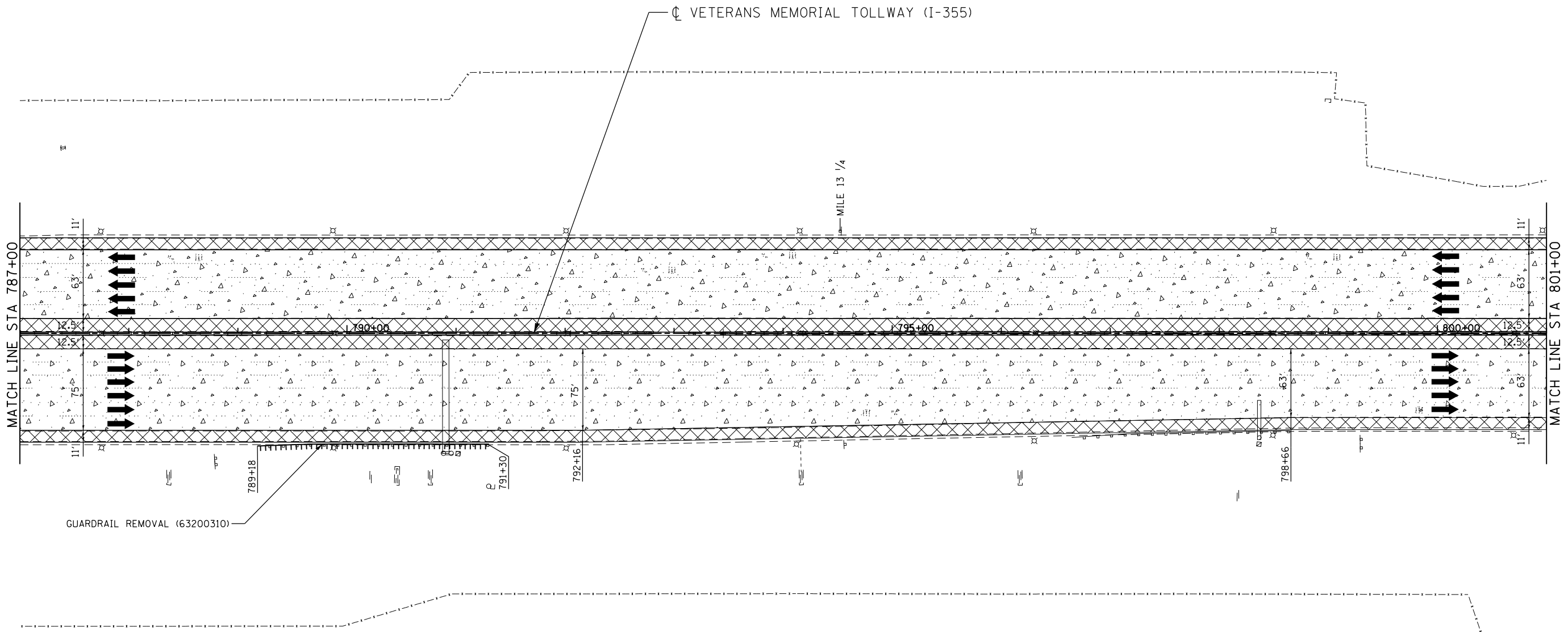
LEGEND:		REVISIONS	
	PAVED SHOULDER REMOVAL, VARIABLE DEPTH (JI440030)	NO.	DESCRIPTION
	HOT-MIX ASPHALT SURFACE REMOVAL, 1.75" (44000156)		
	HOT-MIX ASPHALT SURFACE REMOVAL, 2.50" (44000159)		
	HOT-MIX ASPHALT SURFACE REMOVAL, 2.75" (44000160)		
	HOT-MIX ASPHALT SURFACE REMOVAL, 4.25" (44000166)		
	PAVED SHOULDER REMOVAL (44004250)		
	BUTT JOINT (SEE ROADWAY DETAIL)		
	OVERLAY TRANSITION (SEE ROADWAY DETAIL)		
	ACCELERATED PCC PATCHING, CLASS B, 12 INCHES (JI442873, JI442874, JI442875, JI442894)		
	SHOULDER RUMBLE STRIP REMOVAL (JI440022)		
	GUARDRAIL REMOVAL (63200310)		
	GUTTER REMOVAL (44000400)		

NOTE:
 AGGREGATE SHOULDER REMOVAL PAID FOR AS EARTH EXCAVATION (20200100)



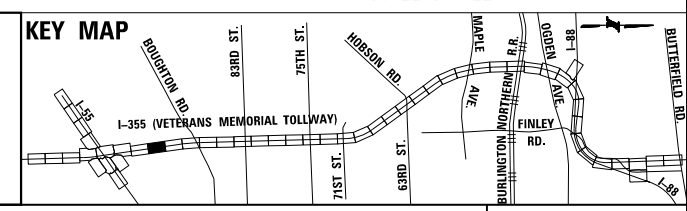
REVISIONS	
NO.	DESCRIPTION

CONTRACT NO. RR-16-4255	REM-08
REMOVAL PLAN	DRAWING NO.
STA 773+00 - STA 787+00	390 OF 1517



LEGEND:		REVISIONS	
	PAVED SHOULDER REMOVAL, VARIABLE DEPTH (JI440030)	NO.	DESCRIPTION
	HOT-MIX ASPHALT SURFACE REMOVAL, 1.75" (44000156)		
	HOT-MIX ASPHALT SURFACE REMOVAL, 2.50" (44000159)		
	HOT-MIX ASPHALT SURFACE REMOVAL, 2.75" (44000160)		
	HOT-MIX ASPHALT SURFACE REMOVAL, 4.25" (44000166)		
	PAVED SHOULDER REMOVAL (44004250)		
	BUTT JOINT (SEE ROADWAY DETAIL)		
	OVERLAY TRANSITION (SEE ROADWAY DETAIL)		
	ACCELERATED PCC PATCHING, CLASS B, 12 INCHES (JI442873, JI442874, JI442875, JI442894)		
	SHOULDER RUMBLE STRIP REMOVAL (JI440022)		
	GUARDRAIL REMOVAL (63200310)		
	GUTTER REMOVAL (44000400)		

NOTE:
AGGREGATE SHOULDER REMOVAL PAID FOR AS EARTH EXCAVATION (20200100)



DRAWN BY JMR DATE 3/11/2018
CHECKED BY RJD DATE 3/11/2018

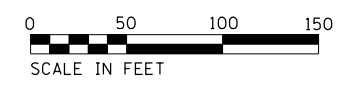
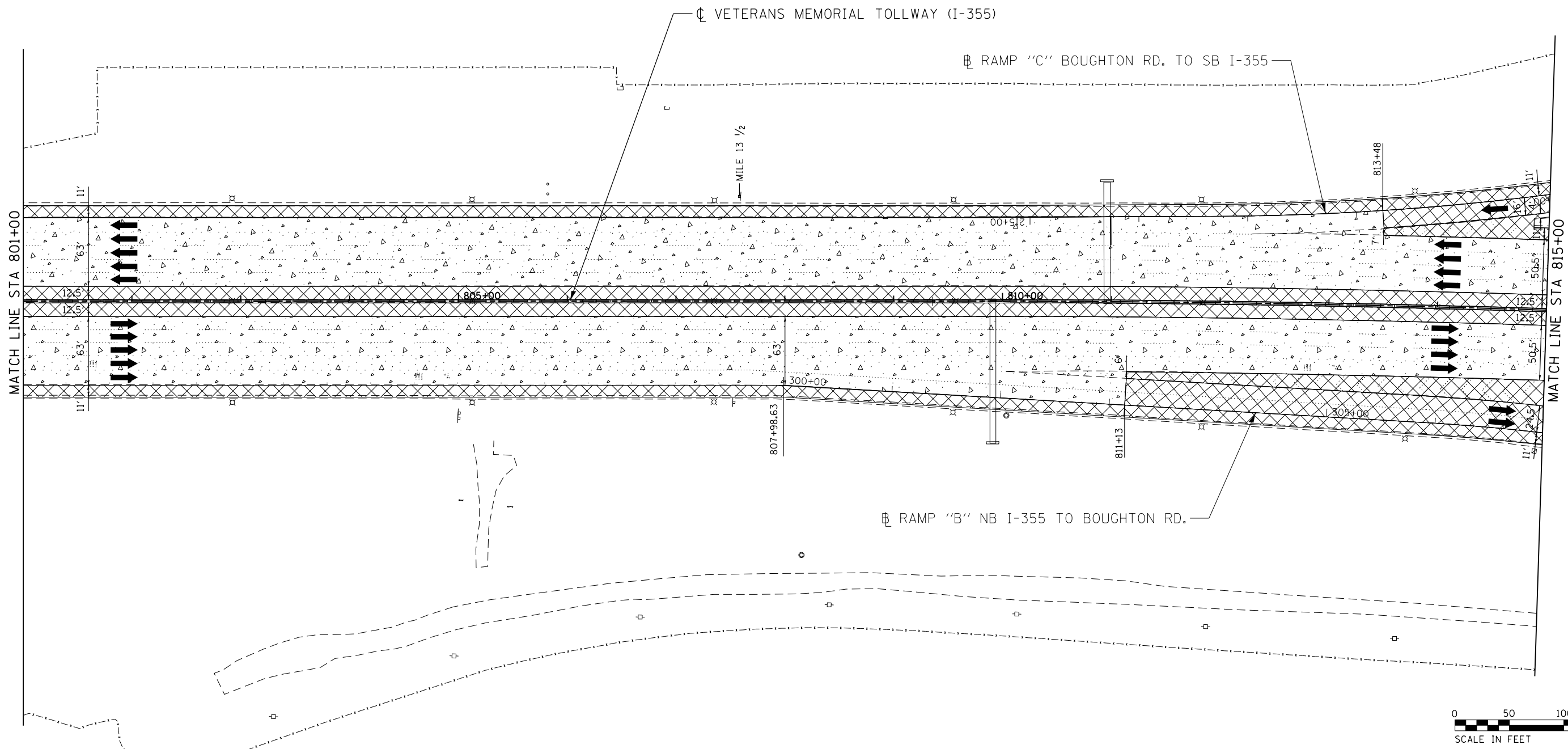


REVISIONS	
NO.	DESCRIPTION

CONTRACT NO. RR-16-4255
REMOVAL PLAN
STA 787+00 - STA 801+00

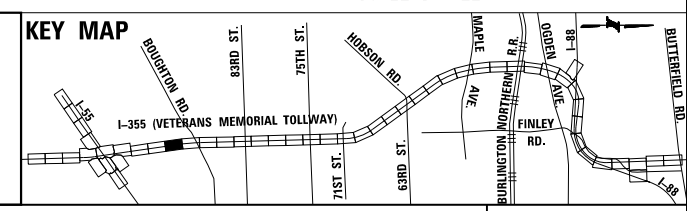
REM-09
DRAWING NO.
391 OF 1517

P:\proj\pawar\01\primera\chicago\comp\PRCD\Documents\01\Projects\2016\20161616-Veterans Memorial Tollway\Drawings\Current\Drawings\Files\4255\Civil\Sheet\4255-akt-r-rem-PEL008.dgn



LEGEND:		REVISIONS	
	PAVED SHOULDER REMOVAL, VARIABLE DEPTH (JI440030)	NO.	DATE
	HOT-MIX ASPHALT SURFACE REMOVAL, 1.75" (44000156)		
	HOT-MIX ASPHALT SURFACE REMOVAL, 2.50" (44000159)		
	HOT-MIX ASPHALT SURFACE REMOVAL, 2.75" (44000160)		
	HOT-MIX ASPHALT SURFACE REMOVAL, 4.25" (44000166)		
	BUTT JOINT (SEE ROADWAY DETAIL)		
	OVERLAY TRANSITION (SEE ROADWAY DETAIL)		
	ACCELERATED PCC PATCHING, CLASS B, 12 INCHES (JI442873, JI442874, JI442875, JI442894)		
	SHOULDER RUMBLE STRIP REMOVAL (JI440022)		
	GUARDRAIL REMOVAL (63200310)		
	GUTTER REMOVAL (44000400)		

NOTE:
AGGREGATE SHOULDER REMOVAL PAID FOR AS EARTH EXCAVATION (20200100)



DRAWN BY JMR DATE 3/11/2018
CHECKED BY RJD DATE 3/11/2018

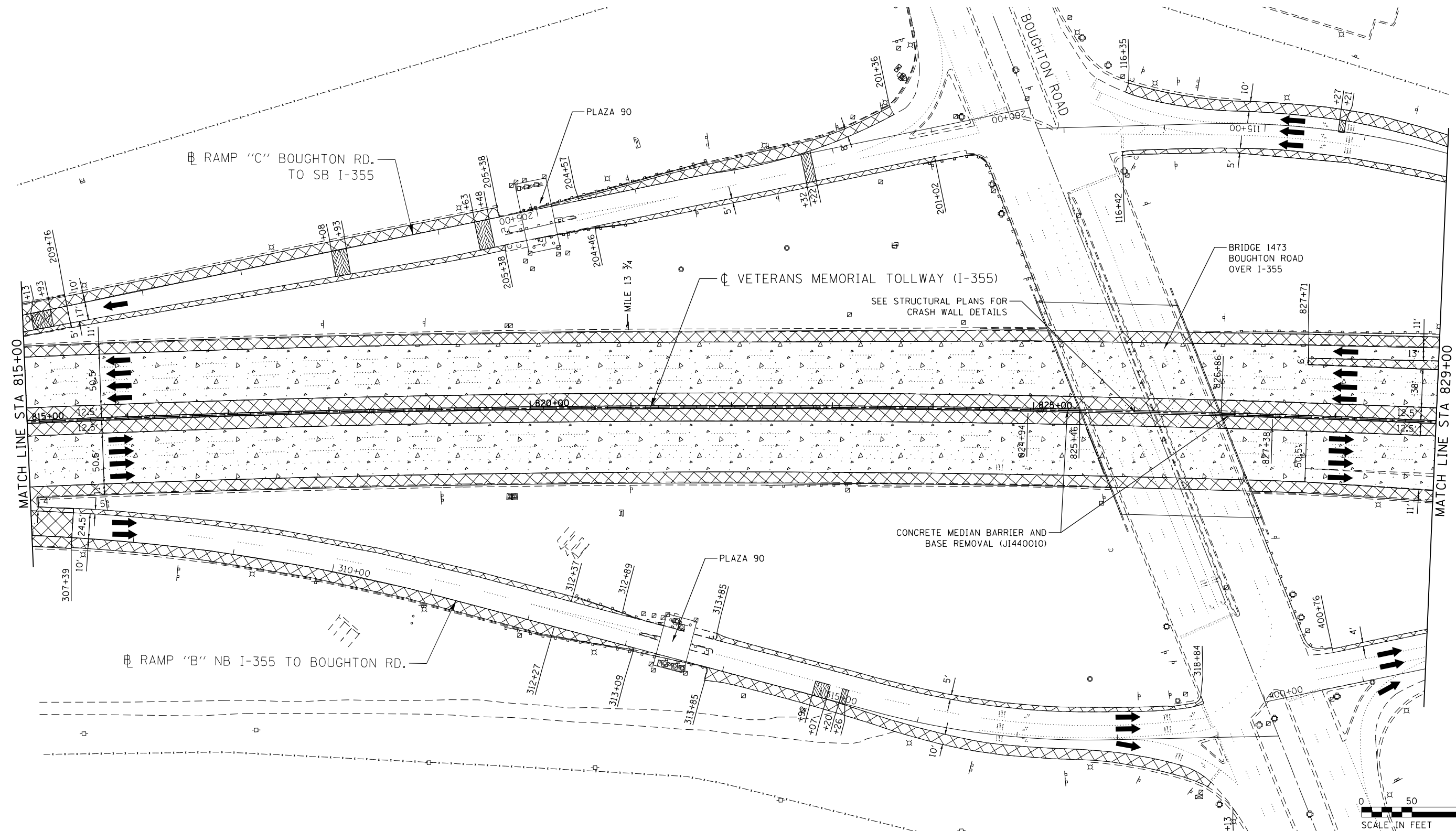


REVISIONS	
NO.	DESCRIPTION

CONTRACT NO. RR-16-4255
REMOVAL PLAN
STA 801+00 - STA 815+00
REM-10
DRAWING NO. 392 OF 1517

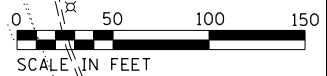
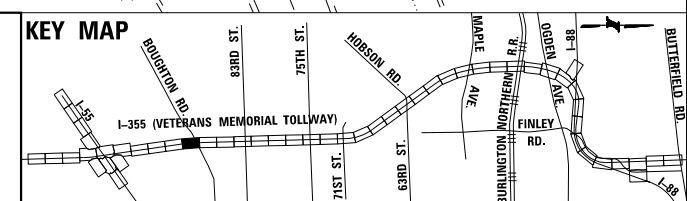
P:\proj\pwner\primera\chicago\PRCD\Documents\01\Projects\2016\20161616-Veterans Memorial Tollway\Drawings\Current\Drawings\Files\4255\Civil\Sheet\4255-ah-r-rem-REL009.dgn

P:\proj\p001\primera\chicago\proj\RR16-4255\Documents\01\Projects\2016\20161616-Veterans Memorial Tollway\Drawings\Current\Drawings\Files\4255\Civil\Sheet\4255-akt-rem-REL.010.dgn



LEGEND:		REVISIONS	
	PAVED SHOULDER REMOVAL, VARIABLE DEPTH (JI440030)	NO.	DATE
	HOT-MIX ASPHALT SURFACE REMOVAL, 1.75" (44000156)		
	HOT-MIX ASPHALT SURFACE REMOVAL, 2.50" (44000159)		
	HOT-MIX ASPHALT SURFACE REMOVAL, 2.75" (44000160)		
	HOT-MIX ASPHALT SURFACE REMOVAL, 4.25" (44000166)		
	PAVED SHOULDER REMOVAL (44004250)		
	BUTT JOINT (SEE ROADWAY DETAIL)		
	OVERLAY TRANSITION (SEE ROADWAY DETAIL)		
	ACCELERATED PCC PATCHING, CLASS B, 12 INCHES (JI442873, JI442874, JI442875, JI442894)		
	SHOULDER RUMBLE STRIP REMOVAL (JI440022)		
	GUARDRAIL REMOVAL (63200310)		
	GUTTER REMOVAL (44000400)		

NOTE:
AGGREGATE SHOULDER REMOVAL PAID FOR AS EARTH EXCAVATION (20200100)

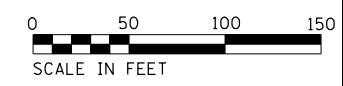
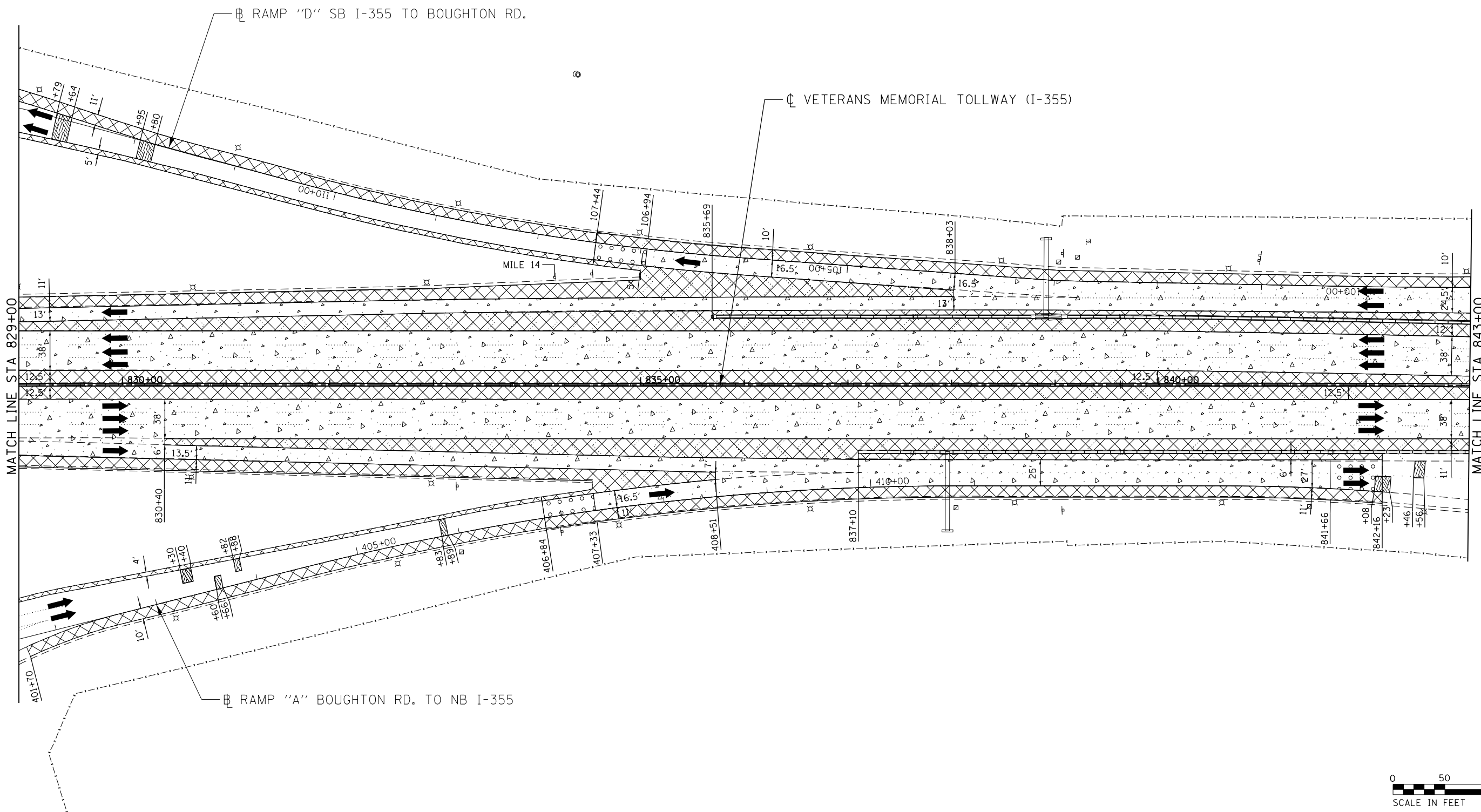


DRAWN BY JMR DATE 3/11/2018
 CHECKED BY RJD DATE 3/11/2018

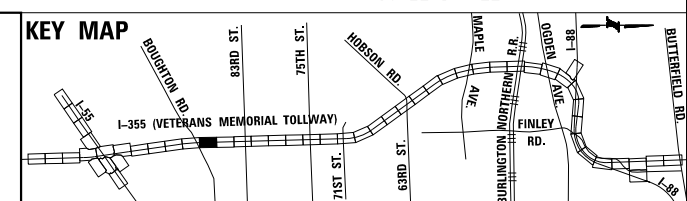


REVISIONS	
NO.	DESCRIPTION

CONTRACT NO. RR-16-4255
 REMOVAL PLAN
 STA 815+00 - STA 829+00
 REM-11
 DRAWING NO. 393 OF 1517



LEGEND:			
	PAVED SHOULDER REMOVAL, VARIABLE DEPTH (JI440030)		GUARDRAIL REMOVAL (63200310)
	HOT-MIX ASPHALT SURFACE REMOVAL, 1.75" (44000156)		BUTT JOINT (SEE ROADWAY DETAIL)
	HOT-MIX ASPHALT SURFACE REMOVAL, 2.50" (44000159)		OVERLAY TRANSITION (SEE ROADWAY DETAIL)
	HOT-MIX ASPHALT SURFACE REMOVAL, 2.75" (44000160)		ACCELERATED PCC PATCHING, CLASS B, 12 INCHES (JI442873, JI442874, JI442875, JI442894)
	HOT-MIX ASPHALT SURFACE REMOVAL, 4.25" (44000166)		SHOULDER RUMBLE STRIP REMOVAL (JI440022)
			GUTTER REMOVAL (44000400)
		NOTE: AGGREGATE SHOULDER REMOVAL PAID FOR AS EARTH EXCAVATION (20200100)	

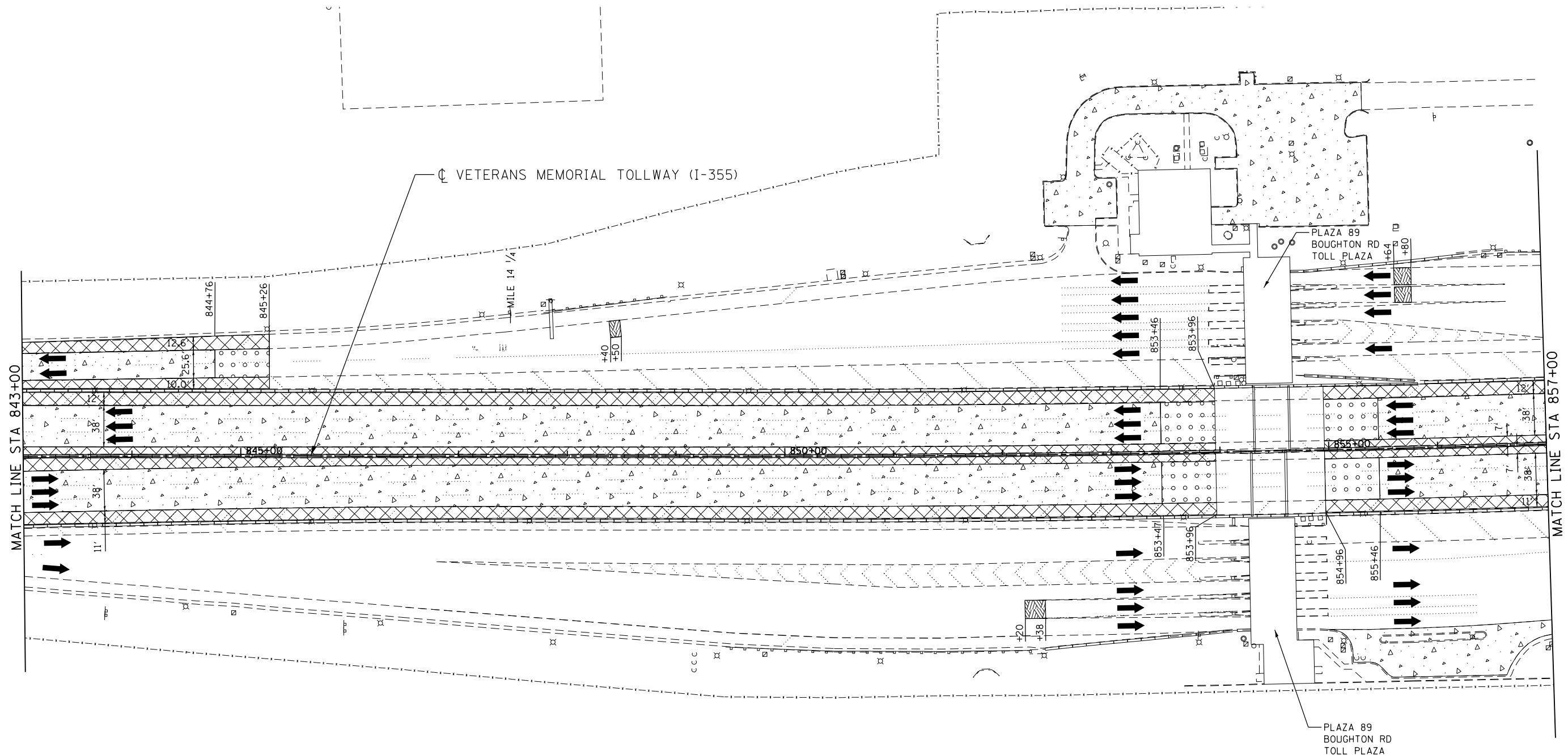


P:\proj\p0000001\primera\chicago\comp\PRCD\Documents\01\Projects\2016\20161616-Veterans Memorial Tollway\Drawings\Current\Drawings\Files\4255\Civil\Sheet\255-ah-r-rem-PEL01.dgn
 DRAWN BY JMR DATE 3/11/2018
 CHECKED BY RJD DATE 3/11/2018



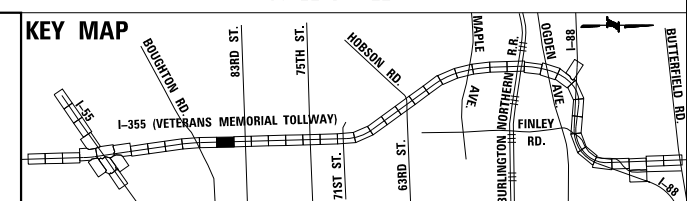
REVISIONS		
NO.	DATE	DESCRIPTION

CONTRACT NO. RR-16-4255	REM-12
REMOVAL PLAN	DRAWING NO.
STA 829+00 - STA 843+00	394 OF 1517



LEGEND:		REVISIONS	
	PAVED SHOULDER REMOVAL, VARIABLE DEPTH (JI440030)	NO.	DATE
	HOT-MIX ASPHALT SURFACE REMOVAL, 1.75" (44000156)		
	HOT-MIX ASPHALT SURFACE REMOVAL, 2.50" (44000159)		
	HOT-MIX ASPHALT SURFACE REMOVAL, 2.75" (44000160)		
	HOT-MIX ASPHALT SURFACE REMOVAL, 4.25" (44000166)		
	PAVED SHOULDER REMOVAL (44004250)		
	BUTT JOINT (SEE ROADWAY DETAIL)		
	OVERLAY TRANSITION (SEE ROADWAY DETAIL)		
	ACCELERATED PCC PATCHING, CLASS B, 12 INCHES (JI442873, JI442874, JI442875, JI442894)		
	SHOULDER RUMBLE STRIP REMOVAL (JI440022)		
	GUARDRAIL REMOVAL (63200310)		
	GUTTER REMOVAL (44000400)		

NOTE:
AGGREGATE SHOULDER REMOVAL PAID FOR AS EARTH EXCAVATION (20200100)



P:\proj\p01\primera\chicago\proj\RR16-4255\Documents\01\Projects\2016\20161616-Veterans Memorial Tollway\Drawings\Current\Drawing Files\4255-Civil\Sheet\255-ah-rem-REL.012.dgn

DRAWN BY JMR DATE 3/11/2018
 CHECKED BY RJD DATE 3/11/2018

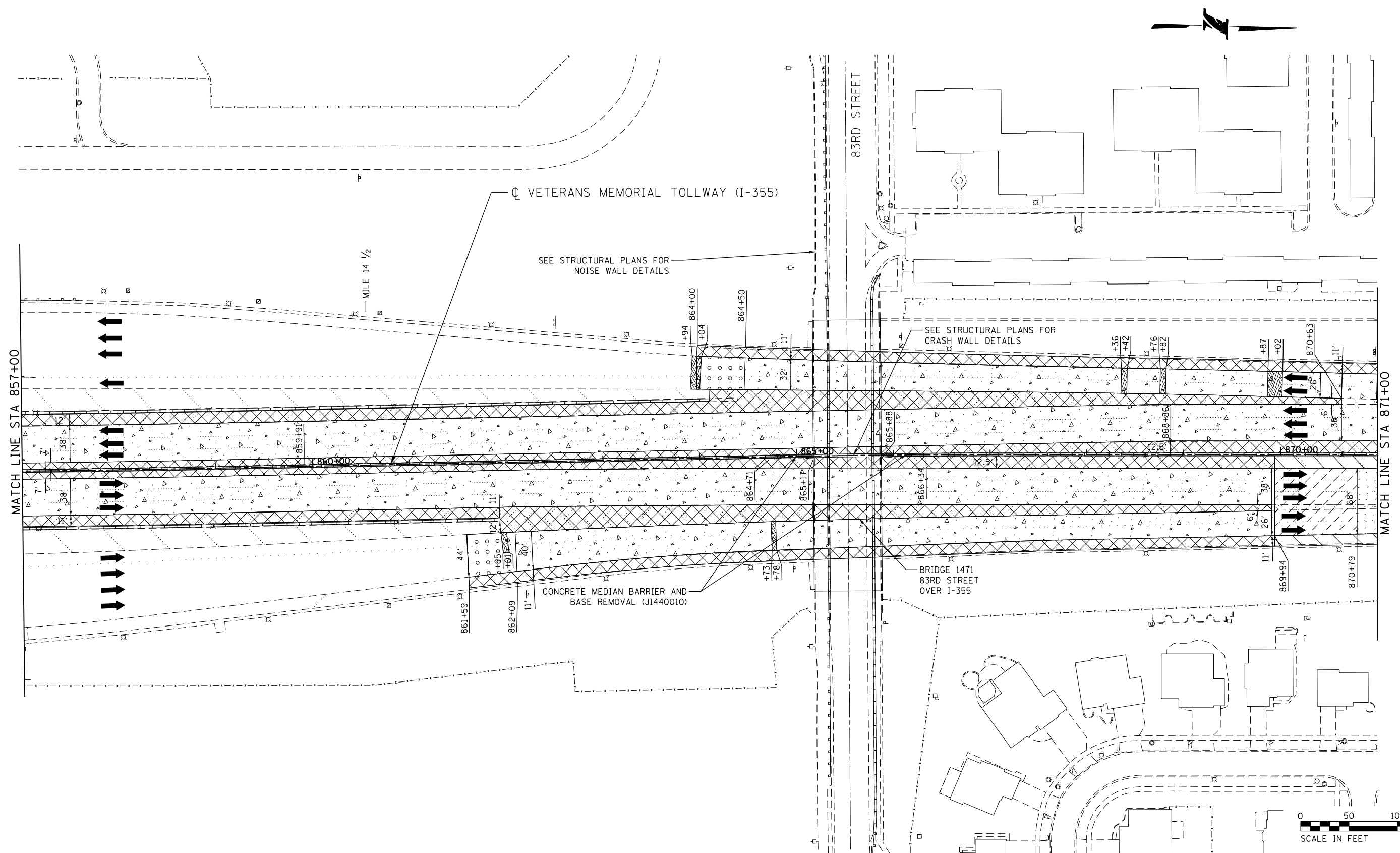


REVISIONS	
NO.	DESCRIPTION

CONTRACT NO. RR-16-4255
 REMOVAL PLAN
 STA 843+00 - STA 857+00

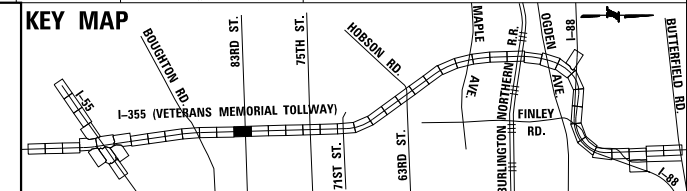
REM-13
 DRAWING NO.
 395 OF 1517

P:\proj\p01\primera\chicago\proj\RR16-4255\Drawings\Current\Drawings\Files\4255\Civil\Sheet\255-akt-rem-REL013.dgn



LEGEND:		REVISIONS	
	PAVED SHOULDER REMOVAL, VARIABLE DEPTH (JI440030)	NO.	DATE
	HOT-MIX ASPHALT SURFACE REMOVAL, 1.75" (44000156)		
	HOT-MIX ASPHALT SURFACE REMOVAL, 2.50" (44000159)		
	HOT-MIX ASPHALT SURFACE REMOVAL, 2.75" (44000160)		
	HOT-MIX ASPHALT SURFACE REMOVAL, 4.25" (44000166)		
	PAVED SHOULDER REMOVAL (44004250)		
	BUTT JOINT (SEE ROADWAY DETAIL)		
	OVERLAY TRANSITION (SEE ROADWAY DETAIL)		
	ACCELERATED PCC PATCHING, CLASS B, 12 INCHES (JI442873, JI442874, JI442875, JI442894)		
	SHOULDER RUMBLE STRIP REMOVAL (JI440022)		
	GUARDRAIL REMOVAL (63200310)		
	GUTTER REMOVAL (44000400)		

NOTE:
AGGREGATE SHOULDER REMOVAL PAID FOR AS EARTH EXCAVATION (20200100)



DRAWN BY JMR DATE 3/11/2018
 CHECKED BY RJD DATE 3/11/2018

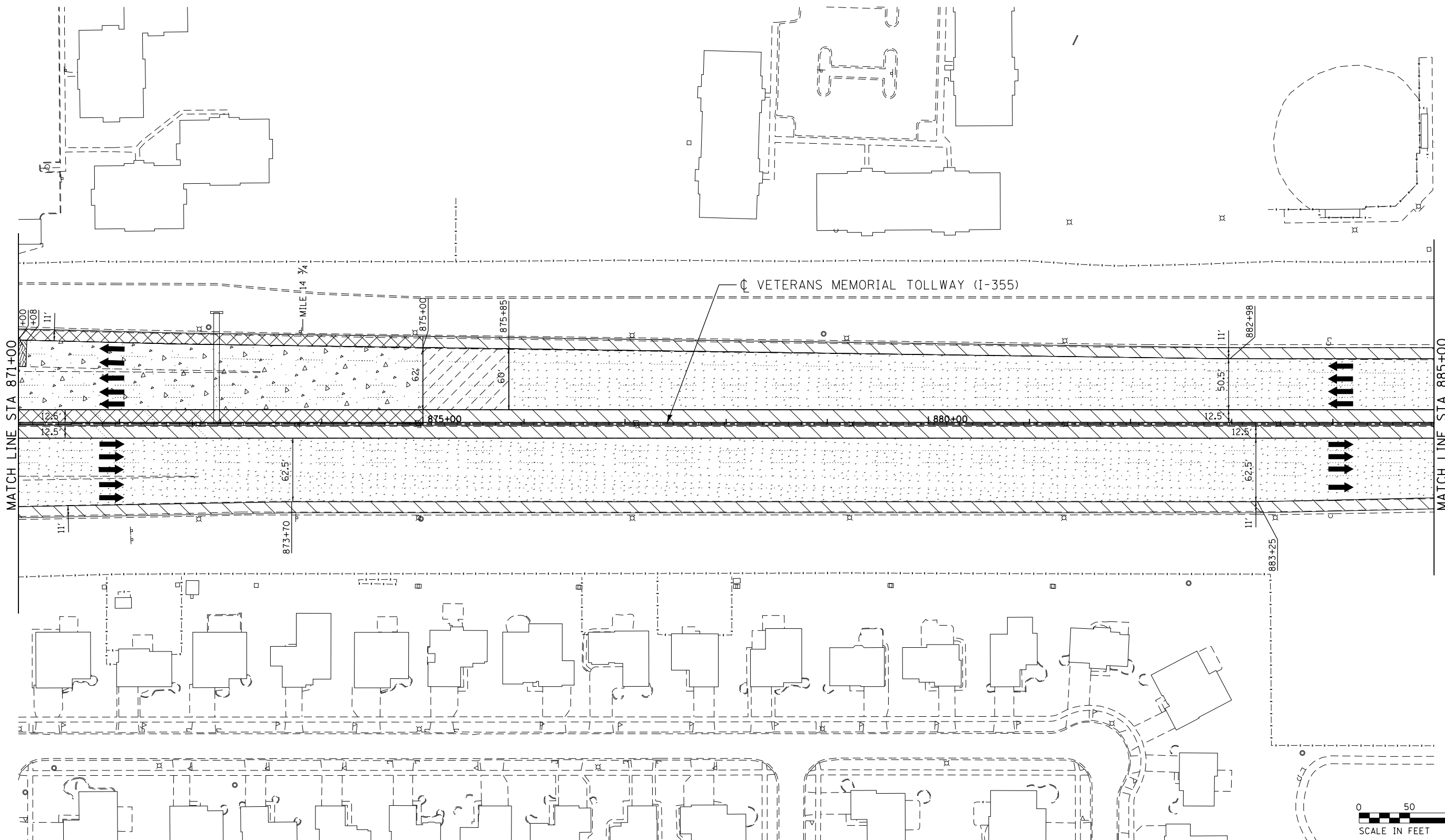


THE ILLINOIS STATE TOLL HIGHWAY AUTHORITY
 2700 OGDEN AVENUE
 DOWNERS GROVE,
 ILLINOIS 60515

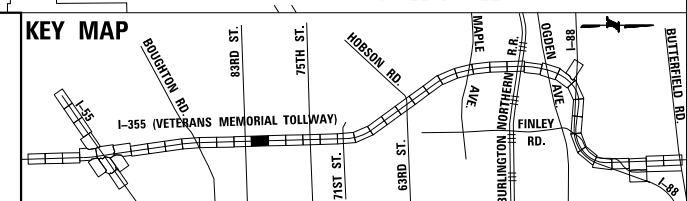
REVISIONS	
NO.	DESCRIPTION

CONTRACT NO. RR-16-4255
 REMOVAL PLAN
 STA 857+00 - STA 871+00

REM-14
 DRAWING NO.
 396 OF 1517



- LEGEND:**
- PAVED SHOULDER REMOVAL, VARIABLE DEPTH (JI440030)
 - HOT-MIX ASPHALT SURFACE REMOVAL, 1.75" (44000156)
 - HOT-MIX ASPHALT SURFACE REMOVAL, 2.50" (44000159)
 - HOT-MIX ASPHALT SURFACE REMOVAL, 2.75" (44000160)
 - HOT-MIX ASPHALT SURFACE REMOVAL, 4.25" (44000166)
 - PAVED SHOULDER REMOVAL (44004250)
 - BUTT JOINT (SEE ROADWAY DETAIL)
 - OVERLAY TRANSITION (SEE ROADWAY DETAIL)
 - ACCELERATED PCC PATCHING, CLASS B, 12 INCHES (JI442873, JI442874, JI442875, JI442894)
 - SHOULDER RUMBLE STRIP REMOVAL (JI440022)
 - GUARDRAIL REMOVAL (63200310)
 - GUTTER REMOVAL (44000400)
- NOTE:
AGGREGATE SHOULDER REMOVAL PAID FOR AS EARTH EXCAVATION (20200100)



p:\proj\p01\primera\chicago\p01\proj\rr-16-4255\civil\shh\4255-shh-rm-PEL014.dgn

DRAWN BY JMR DATE 3/11/2018
 CHECKED BY RJD DATE 3/11/2018

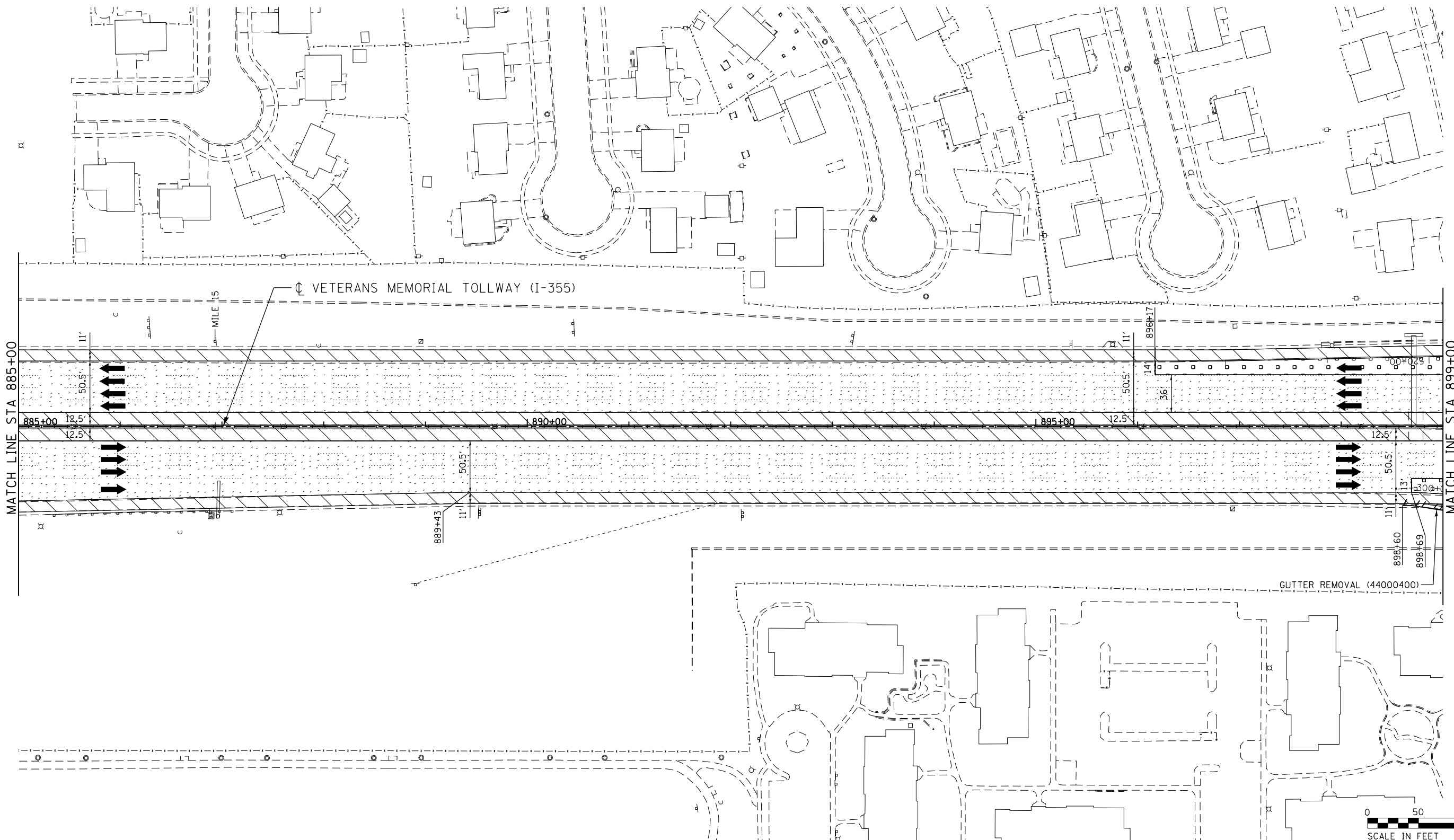


REVISIONS		DESCRIPTION
NO.	DATE	

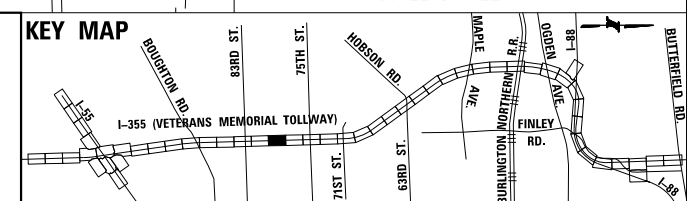
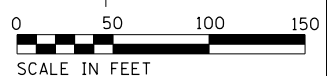
CONTRACT NO. RR-16-4255
 REMOVAL PLAN
 STA 871+00 - STA 885+00

REM-15
 DRAWING NO.
 397 OF 1517

P:\proj\pwner01\primera\chicago\proj\RR16\Documents\01\Projects\2016\20161616-Veterans Memorial Tollway\Drawings\Current\Drawings\Files\4255\Civil\Sheet\255-ah-r-rem-REL015.dgn



- LEGEND:**
- PAVED SHOULDER REMOVAL, VARIABLE DEPTH (J1440030)
 - HOT-MIX ASPHALT SURFACE REMOVAL, 1.75" (44000156)
 - HOT-MIX ASPHALT SURFACE REMOVAL, 2.50" (44000159)
 - HOT-MIX ASPHALT SURFACE REMOVAL, 2.75" (44000160)
 - HOT-MIX ASPHALT SURFACE REMOVAL, 4.25" (44000166)
 - PAVED SHOULDER REMOVAL (44004250)
 - BUTT JOINT (SEE ROADWAY DETAIL)
 - OVERLAY TRANSITION (SEE ROADWAY DETAIL)
 - ACCELERATED PCC PATCHING, CLASS B, 12 INCHES (J1442873, J1442874, J1442875, J1442894)
 - SHOULDER RUMBLE STRIP REMOVAL (J1440022)
 - GUARDRAIL REMOVAL (63200310)
 - GUTTER REMOVAL (44000400)
- NOTE:**
 AGGREGATE SHOULDER REMOVAL PAID FOR AS EARTH EXCAVATION (20200100)



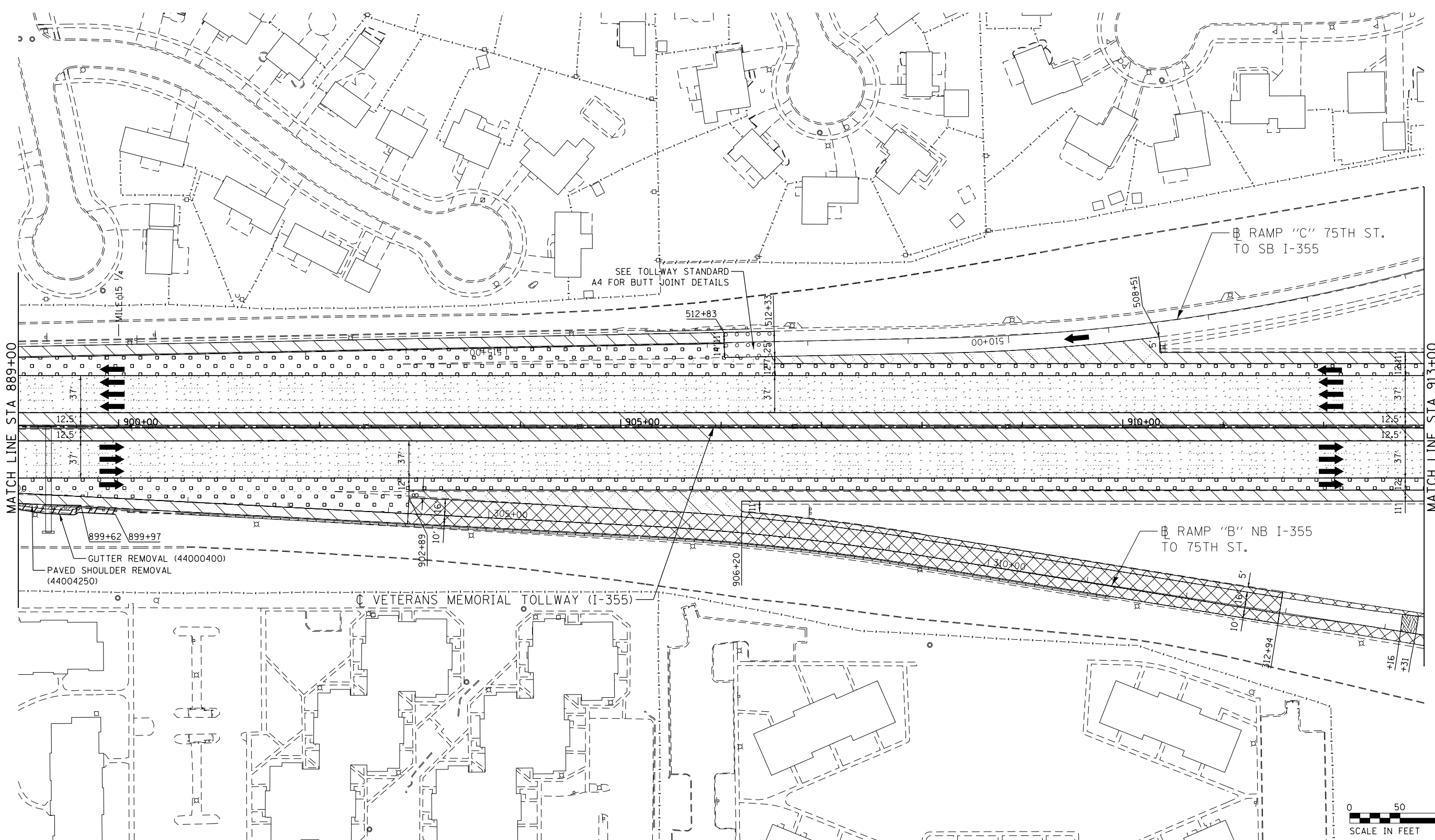
DRAWN BY JMR DATE 3/11/2018
 CHECKED BY RJD DATE 3/11/2018



REVISIONS	
NO.	DESCRIPTION

CONTRACT NO. RR-16-4255
 REMOVAL PLAN
 STA 885+00 - STA 899+00

REM-16
 DRAWING NO.
 398 OF 1517



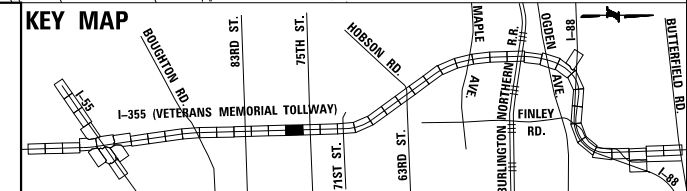
MATCH LINE STA 889+00

MATCH LINE STA 913+00



LEGEND:		REVISIONS	
	PAVED SHOULDER REMOVAL, VARIABLE DEPTH (J1440030)	NO.	DATE
	HOT-MIX ASPHALT SURFACE REMOVAL, 1.75" (44000156)		
	HOT-MIX ASPHALT SURFACE REMOVAL, 2.50" (44000159)		
	HOT-MIX ASPHALT SURFACE REMOVAL, 2.75" (44000160)		
	HOT-MIX ASPHALT SURFACE REMOVAL, 4.25" (44000166)		
	PAVED SHOULDER REMOVAL (44004250)		
	BUTT JOINT (SEE ROADWAY DETAIL)		
	OVERLAY TRANSITION (SEE ROADWAY DETAIL)		
	ACCELERATED PCC PATCHING, CLASS B, 12 INCHES (J1442873, J1442874, J1442875, J1442894)		
	SHOULDER RUMBLE STRIP REMOVAL (J1440022)		
	GUARDRAIL REMOVAL (63200310)		
	GUTTER REMOVAL (44000400)		

NOTE:
AGGREGATE SHOULDER REMOVAL PAID FOR AS EARTH EXCAVATION (20200100)



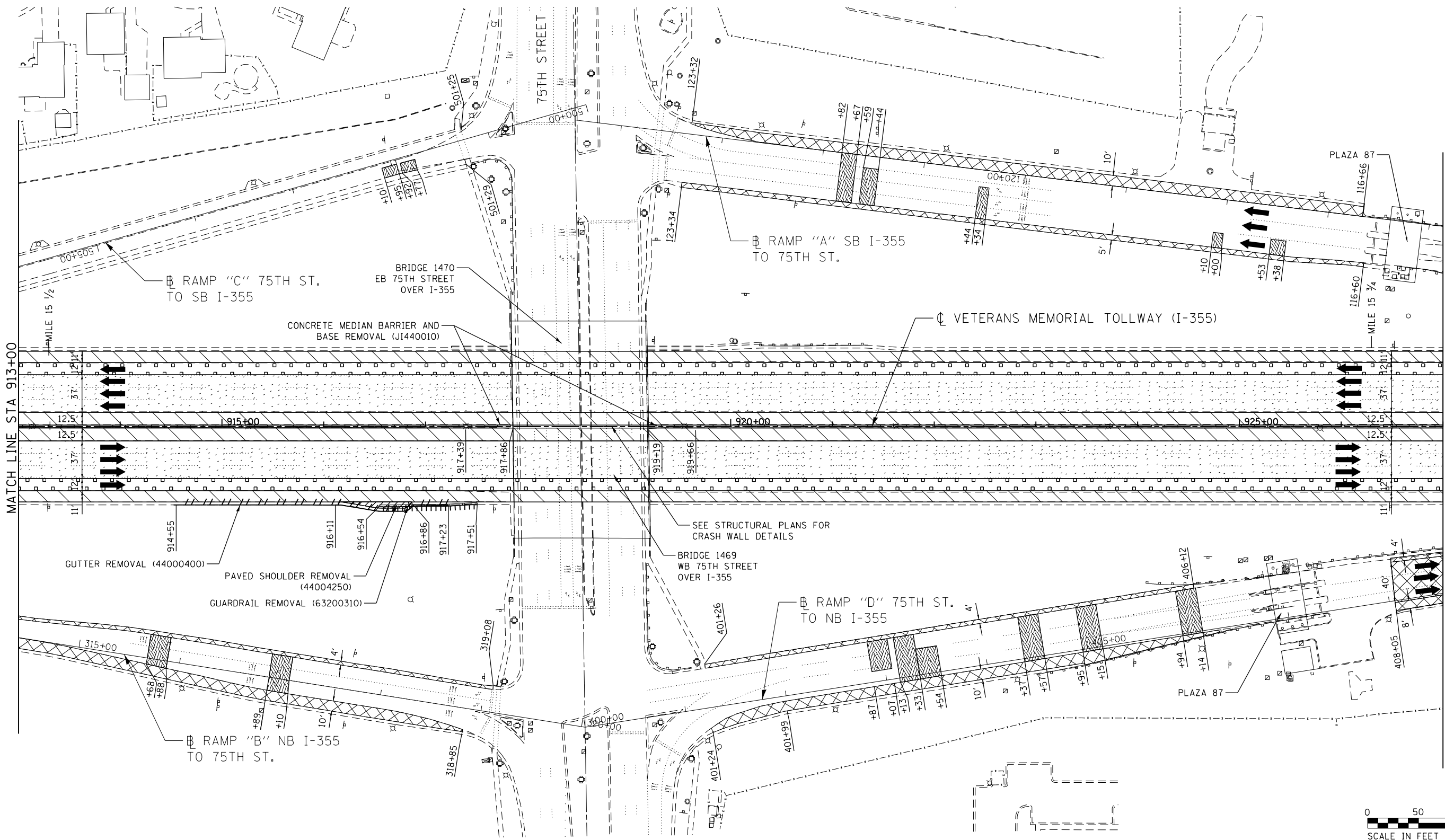
P:\proj\pman\01\primera\schicgo\comp\PR00\Documents\01\Projects\2016\20161616-Veterans Memorial Tollway\Drawings\Current\Drawings\Files\4255\Civil\Sheet\255-shr-ran-PEL_016.dgn
 DRAWN BY JMR DATE 3/11/2018
 CHECKED BY RJD DATE 3/11/2018



REVISIONS	
NO.	DATE

CONTRACT NO. RR-16-4255
 REMOVAL PLAN
 STA 899+00 - STA 913+00

REM-17
 DRAWING NO.
 399 OF 1517

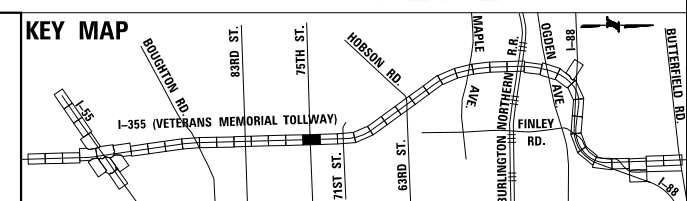


MATCH LINE STA 913+00

MATCH LINE STA 927+00



LEGEND:		NOTES:	
	PAVED SHOULDER REMOVAL, VARIABLE DEPTH (JI440030)		GUARDRAIL REMOVAL (63200310)
	HOT-MIX ASPHALT SURFACE REMOVAL, 1.75" (44000156)		BUTT JOINT (SEE ROADWAY DETAIL)
	HOT-MIX ASPHALT SURFACE REMOVAL, 2.50" (44000159)		OVERLAY TRANSITION (SEE ROADWAY DETAIL)
	HOT-MIX ASPHALT SURFACE REMOVAL, 2.75" (44000160)		ACCELERATED PCC PATCHING, CLASS B, 12 INCHES (JI442873, JI442874, JI442875, JI442894)
	HOT-MIX ASPHALT SURFACE REMOVAL, 4.25" (44000166)		SHOULDER RUMBLE STRIP REMOVAL (JI440022)
		NOTE: AGGREGATE SHOULDER REMOVAL PAID FOR AS EARTH EXCAVATION (20200100)	



C:\projects\2016\20161616-Veterans Memorial Tollway\Drawings\Current Drawings\Files\4255\Civil\Sheet\4255-ah-tr-main-PEL.017.dgn

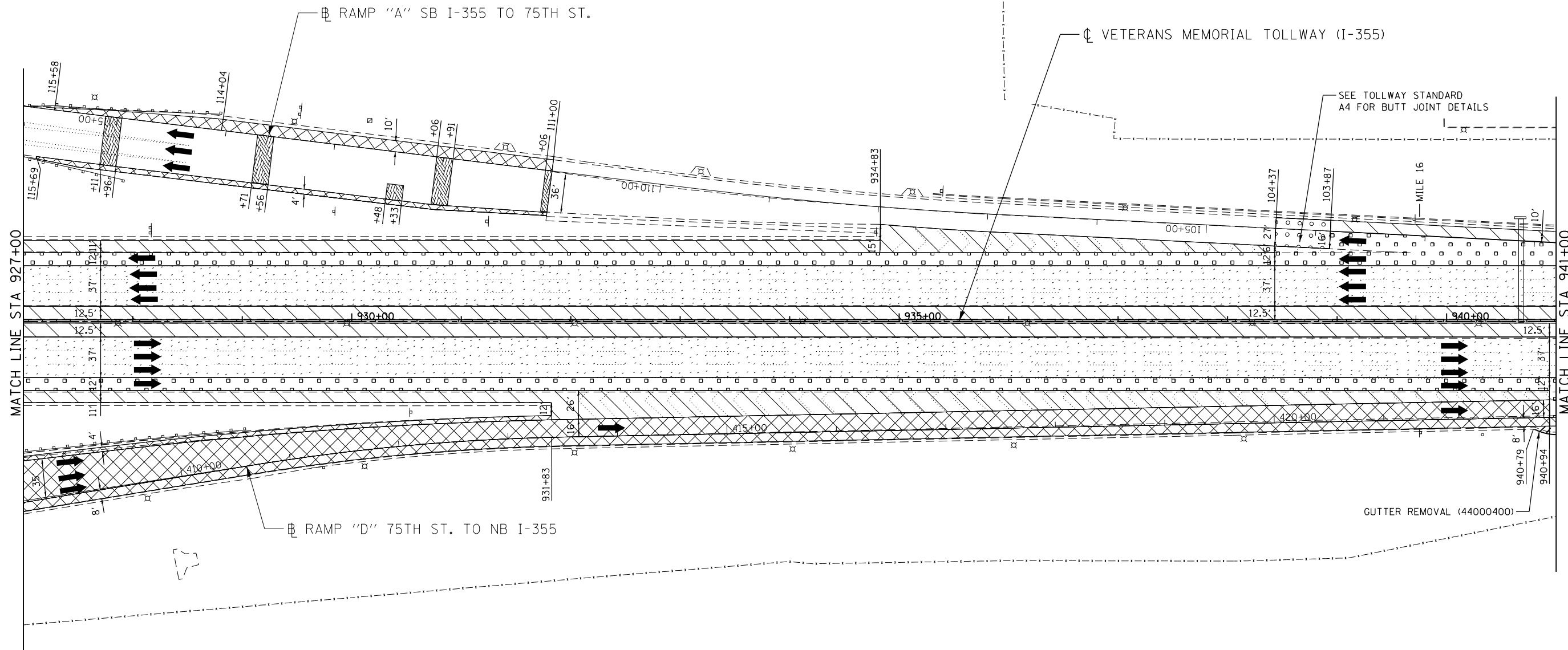
DRAWN BY JMR DATE 3/11/2018
 CHECKED BY RJD DATE 3/11/2018



REVISIONS		
NO.	DATE	DESCRIPTION

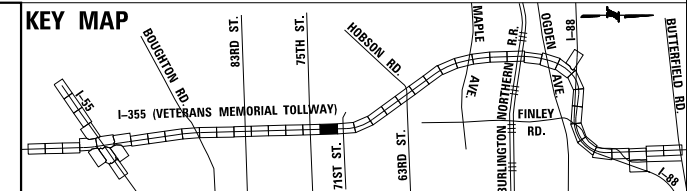
CONTRACT NO. RR-16-4255
 REMOVAL PLAN
 STA 913+00 - STA 927+00

REM-18
 DRAWING NO.
 400 OF 1517



LEGEND:		REVISIONS	
	PAVED SHOULDER REMOVAL, VARIABLE DEPTH (JI440030)	NO.	DESCRIPTION
	HOT-MIX ASPHALT SURFACE REMOVAL, 1.75" (44000156)		
	HOT-MIX ASPHALT SURFACE REMOVAL, 2.50" (44000159)		
	HOT-MIX ASPHALT SURFACE REMOVAL, 2.75" (44000160)		
	HOT-MIX ASPHALT SURFACE REMOVAL, 4.25" (44000166)		
	PAVED SHOULDER REMOVAL (44004250)		
	BUTT JOINT (SEE ROADWAY DETAIL)		
	OVERLAY TRANSITION (SEE ROADWAY DETAIL)		
	ACCELERATED PCC PATCHING, CLASS B, 12 INCHES (JI442873, JI442874, JI442875, JI442894)		
	SHOULDER RUMBLE STRIP REMOVAL (JI440022)		
	GUARDRAIL REMOVAL (63200310)		
	GUTTER REMOVAL (44000400)		

NOTE:
AGGREGATE SHOULDER REMOVAL PAID FOR AS EARTH EXCAVATION (20200100)



P:\proj\pawar01\primera\schicagocomp\PRCD\Documents\01\Projects\2016\20161616-Veterans Memorial Tollway\Drawings\Current\Drawings\Files\4255\Civil\Sheet\4255-ah-r-rem-PEL018.dgn

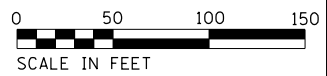
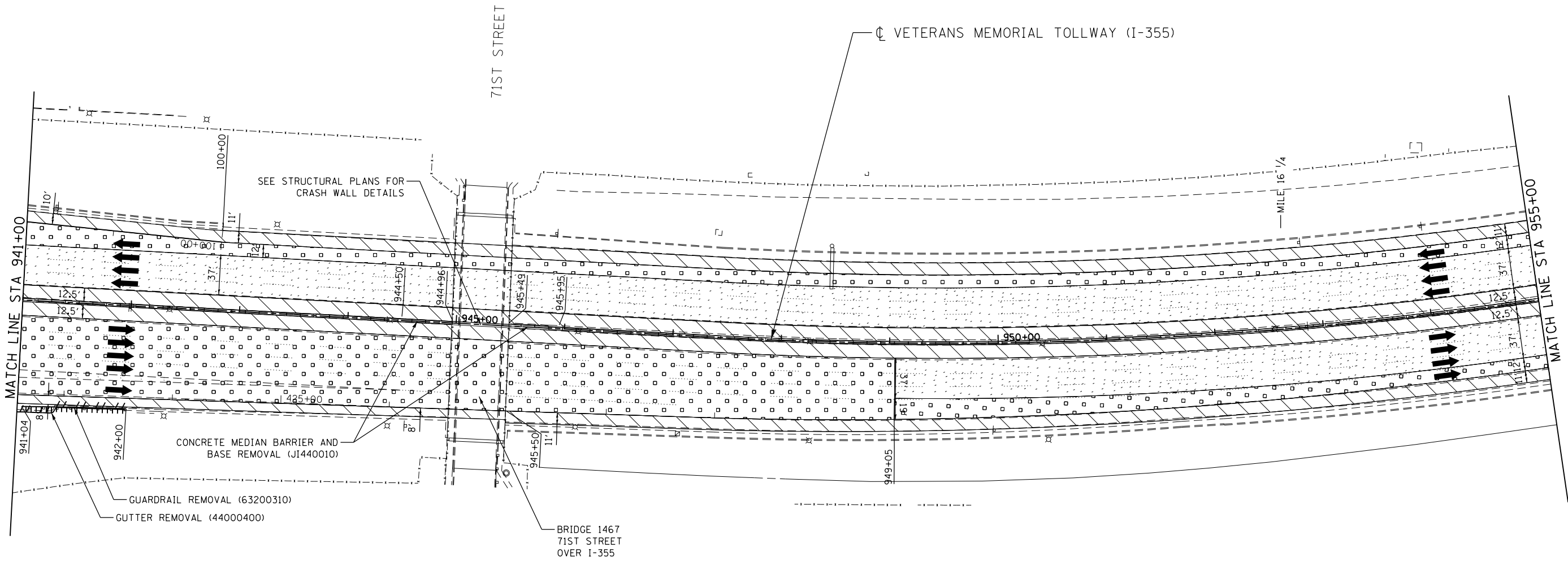
DRAWN BY JMR DATE 3/11/2018
 CHECKED BY RJD DATE 3/11/2018



REVISIONS	
NO.	DESCRIPTION

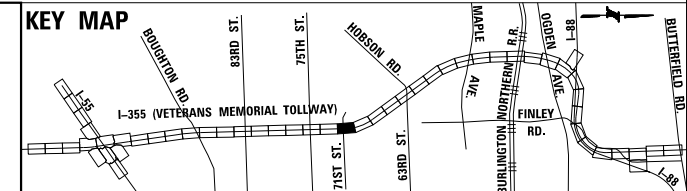
CONTRACT NO. RR-16-4255
 REMOVAL PLAN
 STA 927+00 - STA 941+00

REM-19
 DRAWING NO.
 401 OF 1517



LEGEND:		REVISIONS	
	PAVED SHOULDER REMOVAL, VARIABLE DEPTH (JI440030)	NO.	DATE
	HOT-MIX ASPHALT SURFACE REMOVAL, 1.75" (44000156)		
	HOT-MIX ASPHALT SURFACE REMOVAL, 2.50" (44000159)		
	HOT-MIX ASPHALT SURFACE REMOVAL, 2.75" (44000160)		
	HOT-MIX ASPHALT SURFACE REMOVAL, 4.25" (44000166)		
	PAVED SHOULDER REMOVAL (44004250)		
	BUTT JOINT (SEE ROADWAY DETAIL)		
	OVERLAY TRANSITION (SEE ROADWAY DETAIL)		
	ACCELERATED PCC PATCHING, CLASS B, 12 INCHES (JI442873, JI442874, JI442875, JI442894)		
	SHOULDER RUMBLE STRIP REMOVAL (JI440022)		
	GUARDRAIL REMOVAL (63200310)		
	GUTTER REMOVAL (44000400)		

NOTE:
AGGREGATE SHOULDER REMOVAL PAID FOR AS EARTH EXCAVATION (20200100)



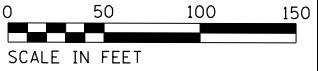

DRAWN BY JMR DATE 3/11/2018
CHECKED BY RJD DATE 3/11/2018



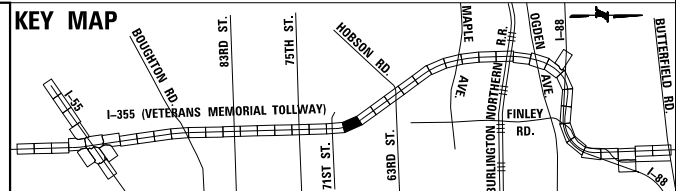
REVISIONS	
NO.	DESCRIPTION

CONTRACT NO. RR-16-4255
REMOVAL PLAN
STA 941+00 - STA 955+00
REM-20
DRAWING NO. 402 OF 1517

p:\proj\pwner\primera\chicago\proj\RR-16-4255\Drawings\Current\Drawings\Files\4255\Civil\Sheet\255-ah-tr-main-REL.019.dgn



LEGEND:					
	PAVED SHOULDER REMOVAL, VARIABLE DEPTH (JI440030)		PAVED SHOULDER REMOVAL (44004250)		GUARDRAIL REMOVAL (63200310)
	HOT-MIX ASPHALT SURFACE REMOVAL, 1.75" (44000156)		BUTT JOINT (SEE ROADWAY DETAIL)		GUTTER REMOVAL (44000400)
	HOT-MIX ASPHALT SURFACE REMOVAL, 2.50" (44000159)		OVERLAY TRANSITION (SEE ROADWAY DETAIL)	NOTE: AGGREGATE SHOULDER REMOVAL PAID FOR AS EARTH EXCAVATION (20200100)	
	HOT-MIX ASPHALT SURFACE REMOVAL, 2.75" (44000160)		ACCELERATED PCC PATCHING, CLASS B, 12 INCHES (JI442873, JI442874, JI442875, JI442894)		SHOULDER RUMBLE STRIP REMOVAL (JI440022)
	HOT-MIX ASPHALT SURFACE REMOVAL, 4.25" (44000166)				



DRAWN BY JMR DATE 3/11/2018
 CHECKED BY RJD DATE 3/11/2018

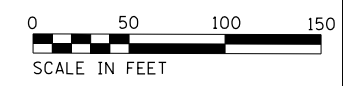
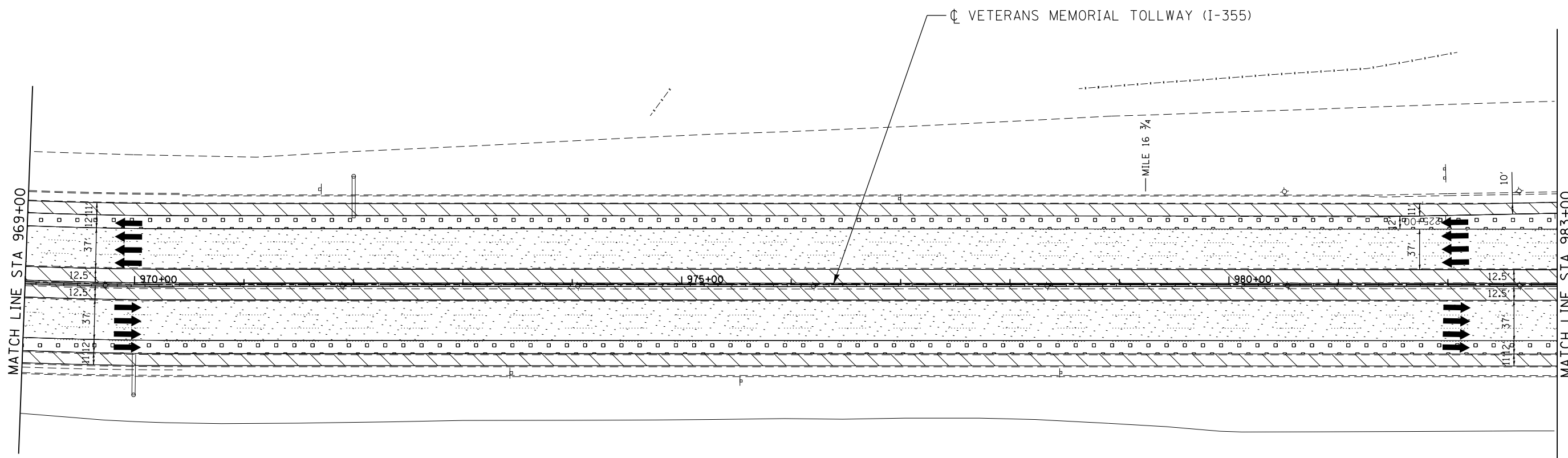



REVISIONS		
NO.	DATE	DESCRIPTION

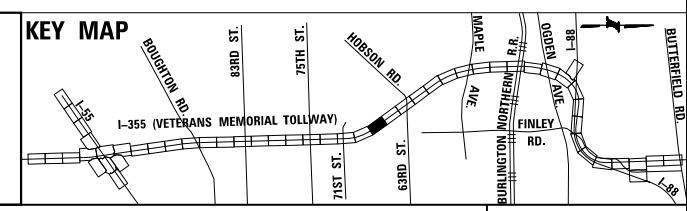
CONTRACT NO. RR-16-4255
 REMOVAL PLAN
 STA 955+00 - STA 969+00

REM-21
 DRAWING NO.
 403 OF 1517

P:\proj\pwwork\primera\chicago\proj\RR-16-4255\Drawings\Current\Drawings\Files\4255\Civil\Sheet\4255-ah-r-rem-REL.028.dgn



LEGEND:			
	PAVED SHOULDER REMOVAL, VARIABLE DEPTH (JI440030)		PAVED SHOULDER REMOVAL (44004250)
	HOT-MIX ASPHALT SURFACE REMOVAL, 1.75" (44000156)		BUTT JOINT (SEE ROADWAY DETAIL)
	HOT-MIX ASPHALT SURFACE REMOVAL, 2.50" (44000159)		OVERLAY TRANSITION (SEE ROADWAY DETAIL)
	HOT-MIX ASPHALT SURFACE REMOVAL, 2.75" (44000160)		ACCELERATED PCC PATCHING, CLASS B, 12 INCHES (JI442873, JI442874, JI442875, JI442894)
	HOT-MIX ASPHALT SURFACE REMOVAL, 4.25" (44000166)		SHOULDER RUMBLE STRIP REMOVAL (JI440022)
			GUARDRAIL REMOVAL (63200310)
			GUTTER REMOVAL (44000400)
		NOTE: AGGREGATE SHOULDER REMOVAL PAID FOR AS EARTH EXCAVATION (20200100)	



P:\proj\pawar\01\primera\chicago\comp\PRCD\Documents\01\Projects\2016\20161616_Veterans Memorial Tollway\Drawings\Current\Drawings\Files\4255\Civil\Sheet\4255-ah-r-rm-REL.002.dgn

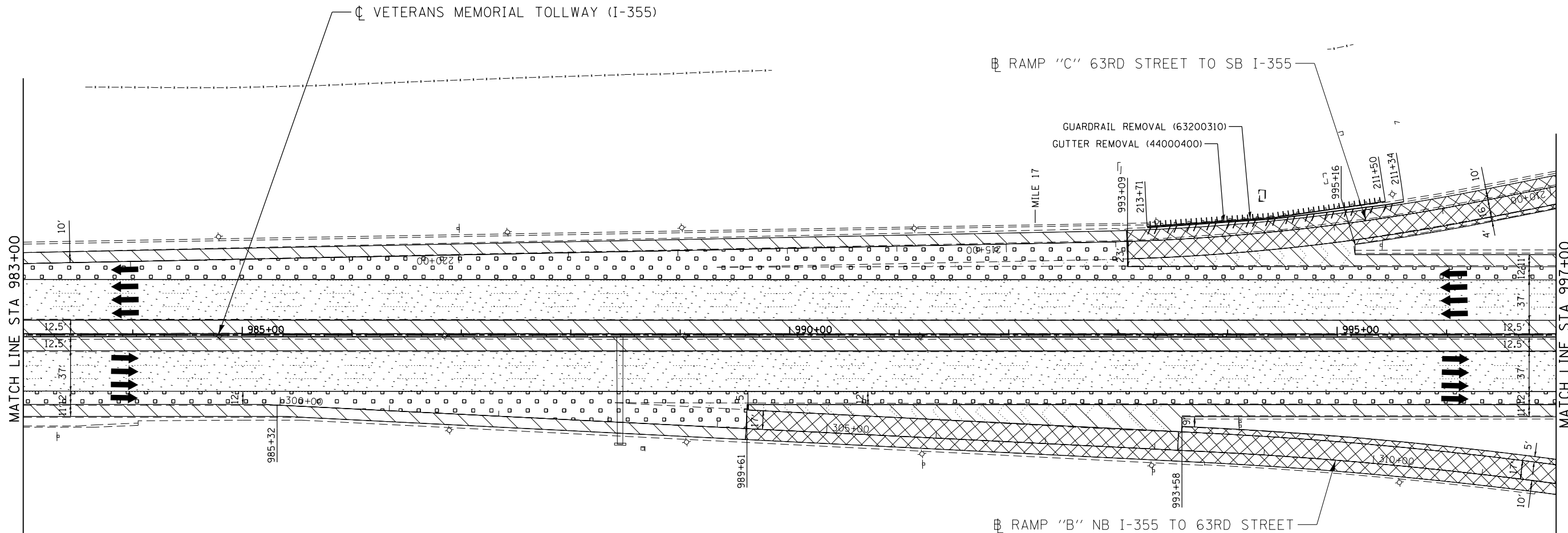

DRAWN BY JMR DATE 3/11/2018
 CHECKED BY RJD DATE 3/11/2018



REVISIONS		
NO.	DATE	DESCRIPTION

CONTRACT NO. RR-16-4255
 REMOVAL PLAN
 STA 969+00 - STA 983+00

REM-22
 DRAWING NO.
 404 OF 1517

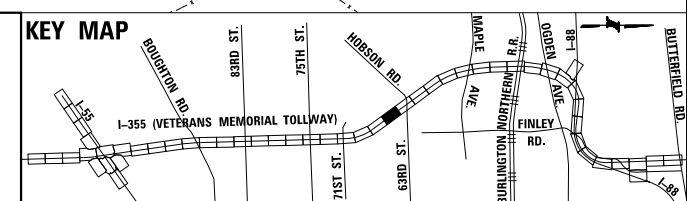


P:\proj\pawar\01\primera\chicago\proj\RRCD\Documents\01\Projects\2016\20161616-Veterans Memorial Tollway\Drawings\Current\Drawing Files\4255\Civil\Sheet\4255-ah-r-rem-REL022.dgn



LEGEND:			
	PAVED SHOULDER REMOVAL, VARIABLE DEPTH (JI440030)		PAVED SHOULDER REMOVAL (44004250)
	HOT-MIX ASPHALT SURFACE REMOVAL, 1.75" (44000156)		BUTT JOINT (SEE ROADWAY DETAIL)
	HOT-MIX ASPHALT SURFACE REMOVAL, 2.50" (44000159)		OVERLAY TRANSITION (SEE ROADWAY DETAIL)
	HOT-MIX ASPHALT SURFACE REMOVAL, 2.75" (44000160)		ACCELERATED PCC PATCHING, CLASS B, 12 INCHES (JI442873, JI442874, JI442875, JI442894)
	HOT-MIX ASPHALT SURFACE REMOVAL, 4.25" (44000166)		SHOULDER RUMBLE STRIP REMOVAL (JI440022)
			GUARDRAIL REMOVAL (63200310)
			GUTTER REMOVAL (44000400)

NOTE:
AGGREGATE SHOULDER REMOVAL PAID FOR AS EARTH EXCAVATION (20200100)



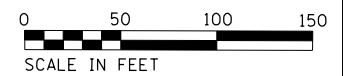
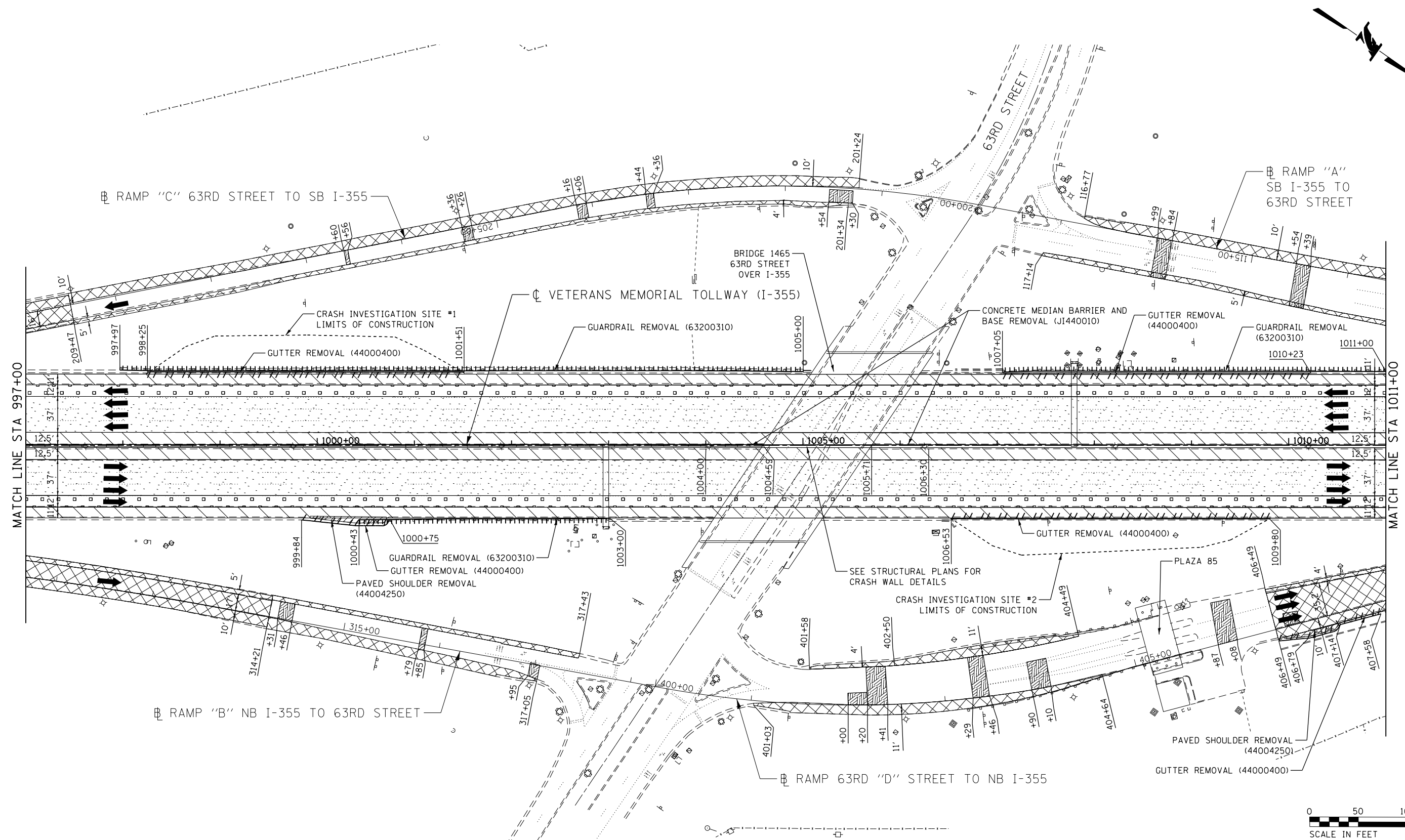
DRAWN BY JMR DATE 3/11/2018
 CHECKED BY RJD DATE 3/11/2018



REVISIONS		
NO.	DATE	DESCRIPTION

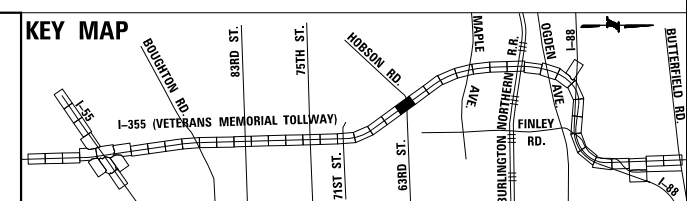
CONTRACT NO. RR-16-4255
 REMOVAL PLAN
 STA 983+00 - STA 997+00
 REM-23
 DRAWING NO. 405 OF 1517

P:\projects\2016\20161616-Veterans Memorial Tollway\Drawings\Current\Drawings\Files\4255\Civil\Sheet\255-ah-r-ramp-REL.023.dgn
 DRAWN BY JMR DATE 3/11/2018
 CHECKED BY RJD DATE 3/11/2018



LEGEND:		REVISIONS	
	PAVED SHOULDER REMOVAL, VARIABLE DEPTH (JI440030)	NO.	DATE
	HOT-MIX ASPHALT SURFACE REMOVAL, 1.75" (44000156)		
	HOT-MIX ASPHALT SURFACE REMOVAL, 2.50" (44000159)		
	HOT-MIX ASPHALT SURFACE REMOVAL, 2.75" (44000160)		
	HOT-MIX ASPHALT SURFACE REMOVAL, 4.25" (44000166)		
	PAVED SHOULDER REMOVAL (44004250)		
	BUTT JOINT (SEE ROADWAY DETAIL)		
	OVERLAY TRANSITION (SEE ROADWAY DETAIL)		
	ACCELERATED PCC PATCHING, CLASS B, 12 INCHES (JI442873, JI442874, JI442875, JI442894)		
	SHOULDER RUMBLE STRIP REMOVAL (JI440022)		
	GUARDRAIL REMOVAL (63200310)		
	GUTTER REMOVAL (44000400)		

NOTE:
AGGREGATE SHOULDER REMOVAL PAID FOR AS EARTH EXCAVATION (20200100)

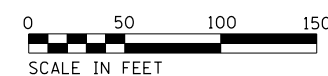
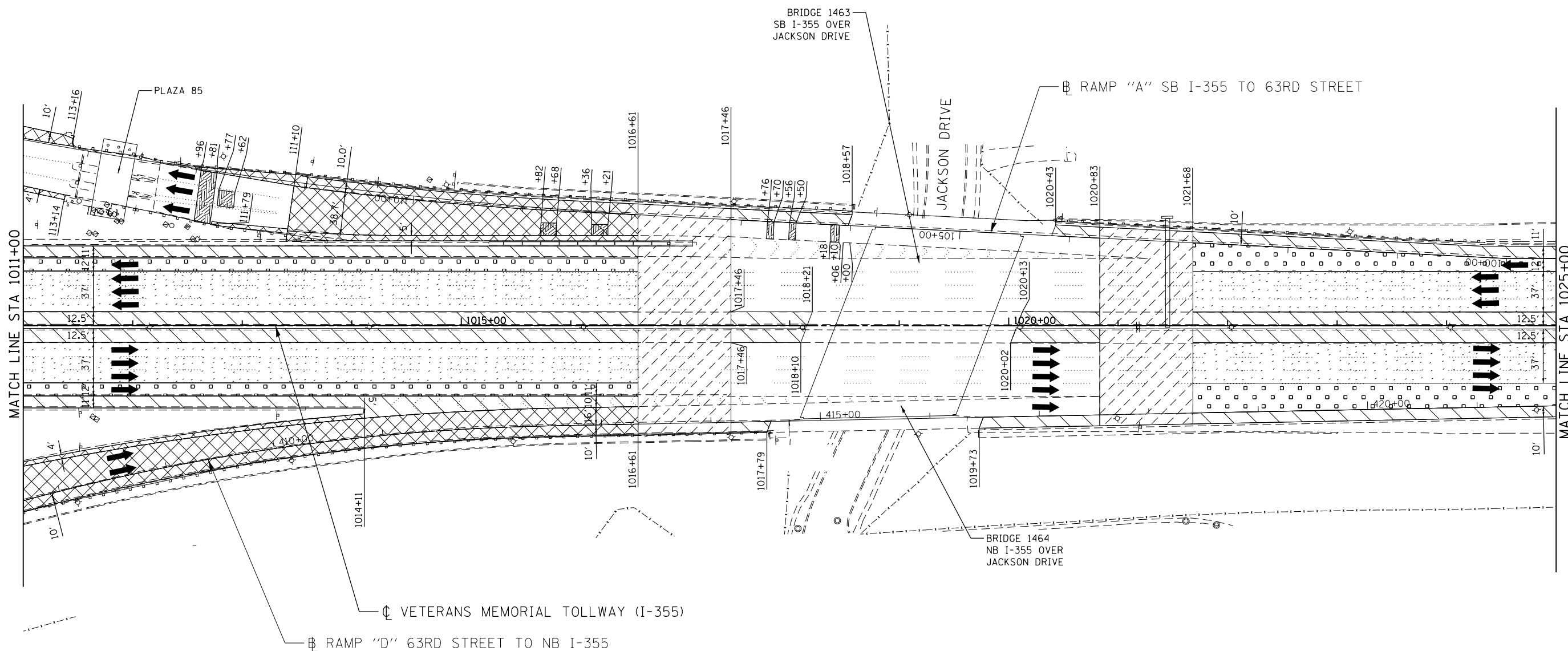



DRAWN BY JMR DATE 3/11/2018
 CHECKED BY RJD DATE 3/11/2018



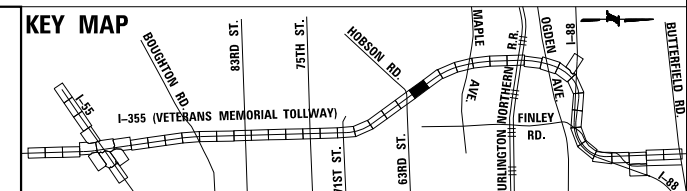
REVISIONS	
NO.	DESCRIPTION

CONTRACT NO. RR-16-4255
 REMOVAL PLAN
 STA 997+00 - STA 1011+00
 REM-24
 DRAWING NO. 406 OF 1517



LEGEND:			
	PAVED SHOULDER REMOVAL, VARIABLE DEPTH (JI440030)		PAVED SHOULDER REMOVAL (44004250)
	HOT-MIX ASPHALT SURFACE REMOVAL, 1.75" (44000156)		BUTT JOINT (SEE ROADWAY DETAIL)
	HOT-MIX ASPHALT SURFACE REMOVAL, 2.50" (44000159)		OVERLAY TRANSITION (SEE ROADWAY DETAIL)
	HOT-MIX ASPHALT SURFACE REMOVAL, 2.75" (44000160)		ACCELERATED PCC PATCHING, CLASS B, 12 INCHES (JI442873, JI442874, JI442875, JI442894)
	HOT-MIX ASPHALT SURFACE REMOVAL, 4.25" (44000166)		SHOULDER RUMBLE STRIP REMOVAL (JI440022)
			GUARDRAIL REMOVAL (63200310)
			GUTTER REMOVAL (44000400)

NOTE:
AGGREGATE SHOULDER REMOVAL PAID FOR AS EARTH EXCAVATION (20200100)



DRAWN BY JMR DATE 3/11/2018
 CHECKED BY RJD DATE 3/11/2018



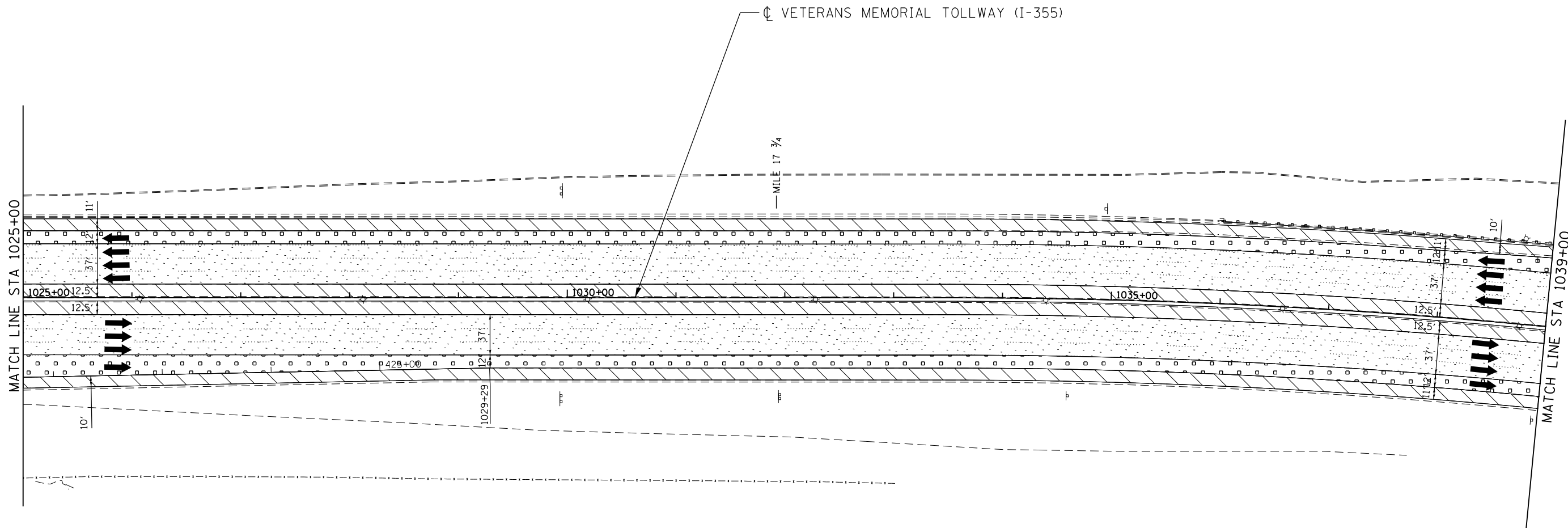

THE ILLINOIS STATE TOLL HIGHWAY AUTHORITY
 2700 OGDEN AVENUE
 DOWNERS GROVE,
 ILLINOIS 60515

REVISIONS		
NO.	DATE	DESCRIPTION

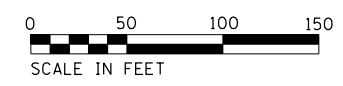
CONTRACT NO. RR-16-4255
 REMOVAL PLAN
 STA 1011+00 - STA 1025+00

REM-25
 DRAWING NO.
 407 OF 1517

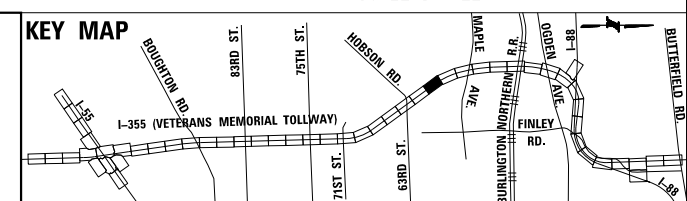
P:\proj\pwner\primera\chicago\proj\RR16\Documents\01\Projects\2016\20161616_Veterans Memorial\01\Drawings\Current\Drawings\Files\4255\Civil\Sheet\255-shr-rm-rem-REL024.dgn



P:\proj\p01\primera\chicago\proj\RR16-4255\Documents\01\Projects\2016\20161616-Veterans Memorial Tollway\Drawings\Current\Drawing Files\4255-Civil\Sheet\255-ah-r-rem-REL.025.dgn



LEGEND:			
	PAVED SHOULDER REMOVAL, VARIABLE DEPTH (JI440030)		PAVED SHOULDER REMOVAL (44004250)
	HOT-MIX ASPHALT SURFACE REMOVAL, 1.75" (44000156)		BUTT JOINT (SEE ROADWAY DETAIL)
	HOT-MIX ASPHALT SURFACE REMOVAL, 2.50" (44000159)		OVERLAY TRANSITION (SEE ROADWAY DETAIL)
	HOT-MIX ASPHALT SURFACE REMOVAL, 2.75" (44000160)		ACCELERATED PCC PATCHING, CLASS B, 12 INCHES (JI442873, JI442874, JI442875, JI442894)
	HOT-MIX ASPHALT SURFACE REMOVAL, 4.25" (44000166)		SHOULDER RUMBLE STRIP REMOVAL (JI440022)
			GUARDRAIL REMOVAL (63200310)
			GUTTER REMOVAL (44000400)
		NOTE: AGGREGATE SHOULDER REMOVAL PAID FOR AS EARTH EXCAVATION (20200100)	



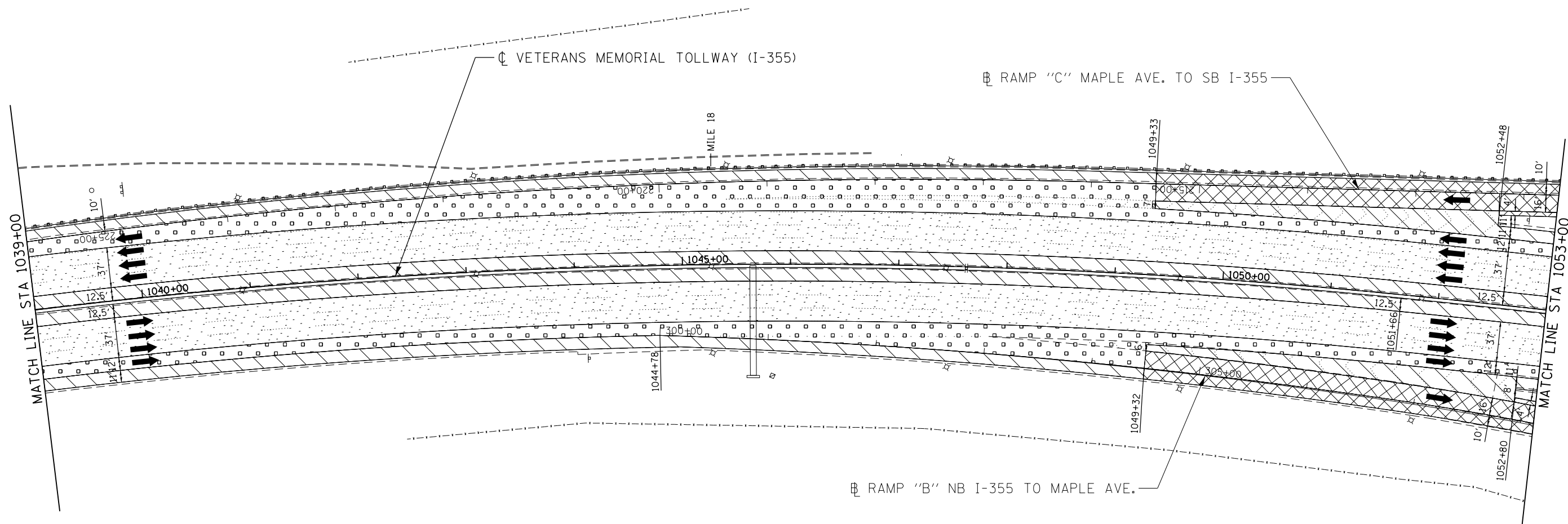
DRAWN BY JMR DATE 3/11/2018
 CHECKED BY RJD DATE 3/11/2018



REVISIONS		
NO.	DATE	DESCRIPTION

CONTRACT NO. RR-16-4255
 REMOVAL PLAN
 STA 1025+00 - STA 1039+00

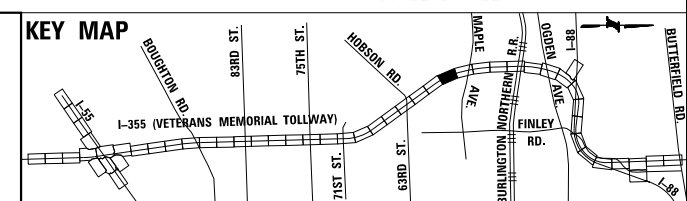
REM-26
 DRAWING NO.
 408 OF 1517



P:\proj\pawar01\primera\chicago\proj\RR-16-4255\Drawings\Current\Drawings\Files\4255\Civil\Sheet\4255-ah-r-rem-REL.026.dgn
 Projects\2016\20161616-Veterans Memorial Tollway\Drawings\Current\Drawings\Files\4255\Civil\Sheet\4255-ah-r-rem-REL.026.dgn



LEGEND:					
	PAVED SHOULDER REMOVAL, VARIABLE DEPTH (J1440030)		PAVED SHOULDER REMOVAL (44004250)		GUARDRAIL REMOVAL (63200310)
	HOT-MIX ASPHALT SURFACE REMOVAL, 1.75" (44000156)		BUTT JOINT (SEE ROADWAY DETAIL)		GUTTER REMOVAL (44000400)
	HOT-MIX ASPHALT SURFACE REMOVAL, 2.50" (44000159)		OVERLAY TRANSITION (SEE ROADWAY DETAIL)	NOTE: AGGREGATE SHOULDER REMOVAL PAID FOR AS EARTH EXCAVATION (20200100)	
	HOT-MIX ASPHALT SURFACE REMOVAL, 2.75" (44000160)		ACCELERATED PCC PATCHING, CLASS B, 12 INCHES (J1442873, J1442874, J1442875, J1442894)		SHOULDER RUMBLE STRIP REMOVAL (J1440022)
	HOT-MIX ASPHALT SURFACE REMOVAL, 4.25" (44000166)				



DRAWN BY JMR DATE 3/11/2018
 CHECKED BY RJD DATE 3/11/2018

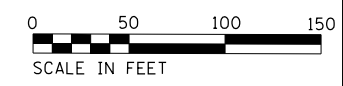
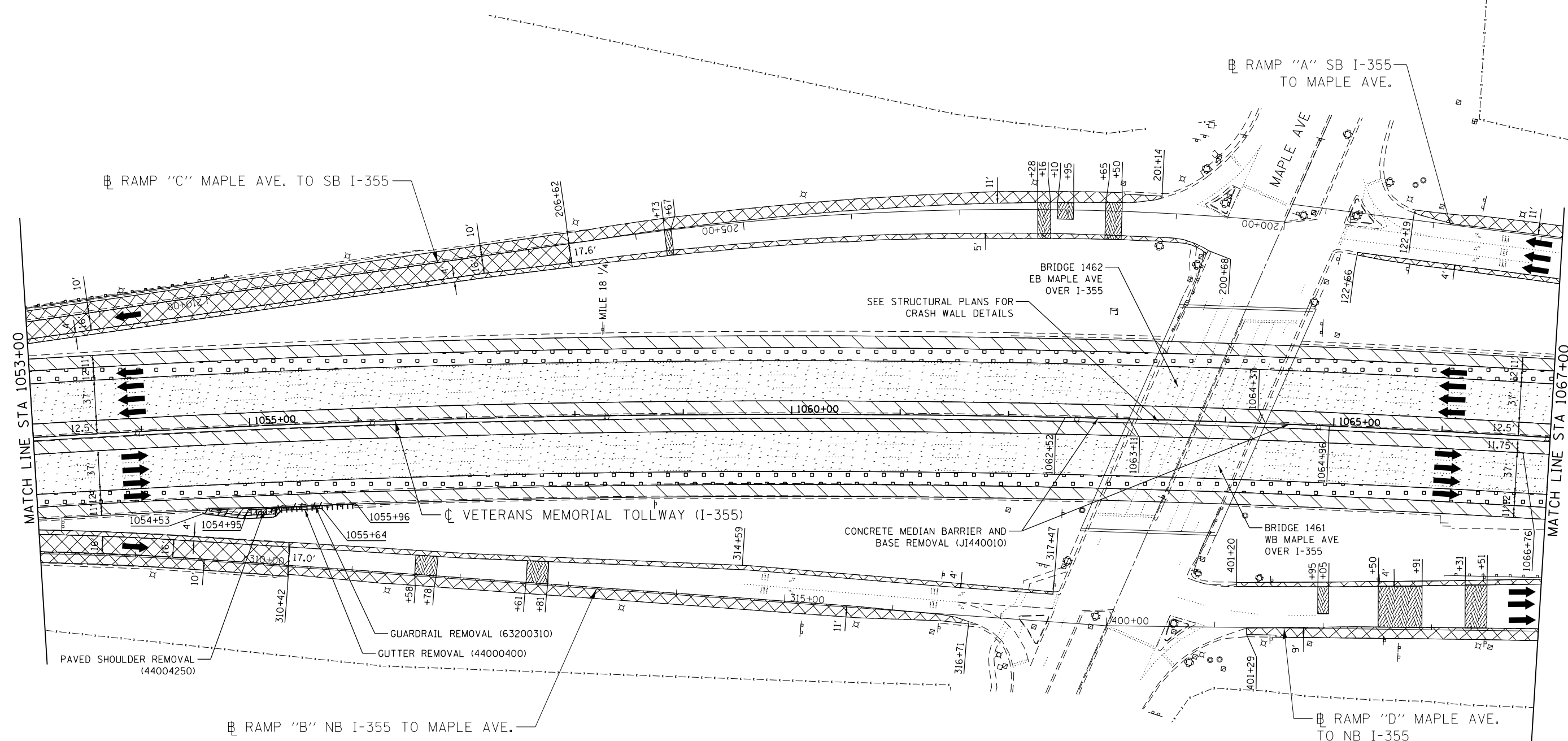


REVISIONS		
NO.	DATE	DESCRIPTION

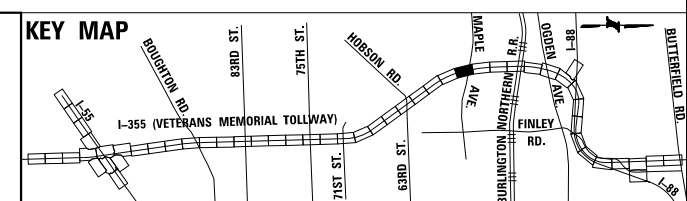
CONTRACT NO. RR-16-4255
 REMOVAL PLAN
 STA 1039+00 - STA 1053+00

REM-27
 DRAWING NO.
 409 OF 1517

P:\proj\p01\primera\chicago\proj\RR-16-4255\Civil\Drawings\Current\Drawings\Files\4255\Civil\Sheet\255-ah-r-ran-REL.027.dgn
 Projects\2016\20161616-Veterans Memorial Tollway\Drawings\Current\Drawings\Files\4255\Civil\Sheet\255-ah-r-ran-REL.027.dgn



LEGEND:		NOTES:	
	PAVED SHOULDER REMOVAL, VARIABLE DEPTH (JI440030)		GUARDRAIL REMOVAL (63200310)
	HOT-MIX ASPHALT SURFACE REMOVAL, 1.75" (44000156)		GUTTER REMOVAL (44000400)
	HOT-MIX ASPHALT SURFACE REMOVAL, 2.50" (44000159)		ACCELERATED PCC PATCHING, CLASS B, 12 INCHES (JI442873, JI442874, JI442875, JI442894)
	HOT-MIX ASPHALT SURFACE REMOVAL, 2.75" (44000160)		SHOULDER RUMBLE STRIP REMOVAL (JI440022)
	HOT-MIX ASPHALT SURFACE REMOVAL, 4.25" (44000166)		
	BUTT JOINT (SEE ROADWAY DETAIL)		
	OVERLAY TRANSITION (SEE ROADWAY DETAIL)		

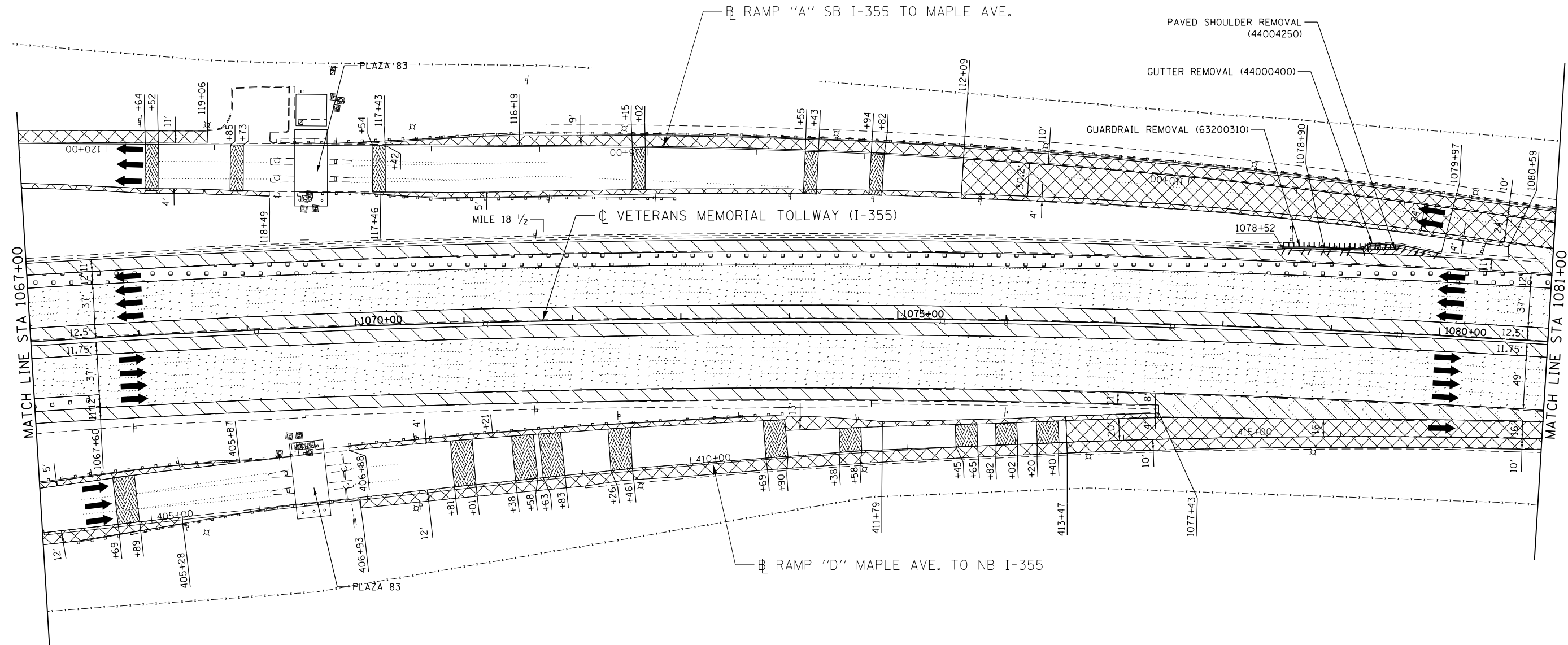


DRAWN BY JMR DATE 3/11/2018
 CHECKED BY RJD DATE 3/11/2018

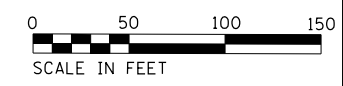


REVISIONS		
NO.	DATE	DESCRIPTION

CONTRACT NO. RR-16-4255
 REMOVAL PLAN
 STA 1053+00 - STA 1067+00
 REM-28
 DRAWING NO. 410 OF 1517

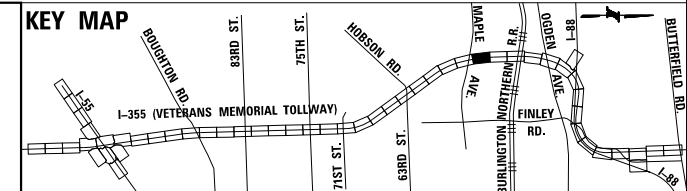


P:\proj\p01\primera\chicago\proj\RR-16-4255\Drawings\Current\Drawings\Files\4255\Civil\Sheet\4255-ah-r-rem-REL028.dgn
 PROJECTS\2016\20161616 - Veterans Memorial Tollway\Drawings\Current\Drawings\Files\4255\Civil\Sheet\4255-ah-r-rem-REL028.dgn



LEGEND:			
	PAVED SHOULDER REMOVAL, VARIABLE DEPTH (JI440030)		PAVED SHOULDER REMOVAL (44004250)
	HOT-MIX ASPHALT SURFACE REMOVAL, 1.75" (44000156)		BUTT JOINT (SEE ROADWAY DETAIL)
	HOT-MIX ASPHALT SURFACE REMOVAL, 2.50" (44000159)		OVERLAY TRANSITION (SEE ROADWAY DETAIL)
	HOT-MIX ASPHALT SURFACE REMOVAL, 2.75" (44000160)		ACCELERATED PCC PATCHING, CLASS B, 12 INCHES (JI442873, JI442874, JI442875, JI442894)
	HOT-MIX ASPHALT SURFACE REMOVAL, 4.25" (44000166)		SHOULDER RUMBLE STRIP REMOVAL (JI440022)
			GUARDRAIL REMOVAL (63200310)
			GUTTER REMOVAL (44000400)

NOTE:
AGGREGATE SHOULDER REMOVAL PAID FOR AS EARTH EXCAVATION (20200100)

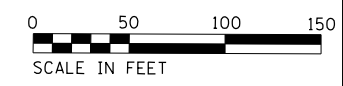
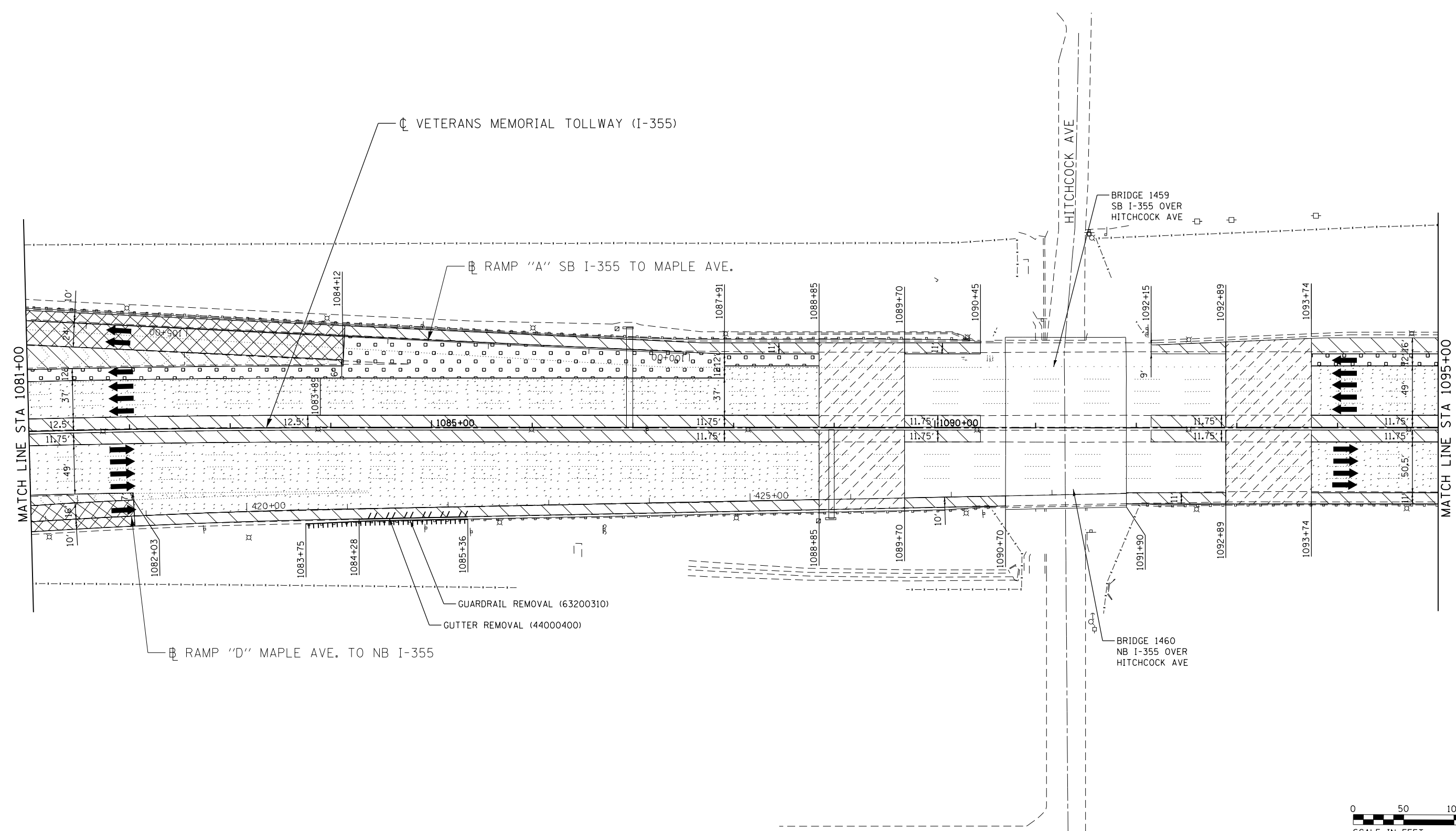


DRAWN BY JMR DATE 3/11/2018
 CHECKED BY RJD DATE 3/11/2018

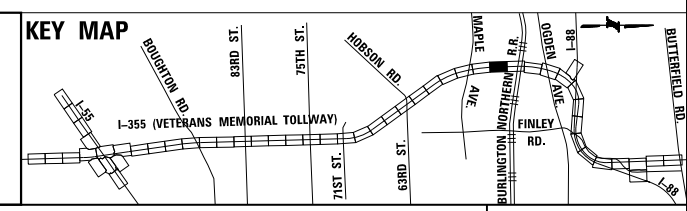


REVISIONS		
NO.	DATE	DESCRIPTION

CONTRACT NO. RR-16-4255
 REMOVAL PLAN
 STA 1067+00 - STA 1081+00
 REM-29
 DRAWING NO. 411 OF 1517



LEGEND:		NOTES:	
	PAVED SHOULDER REMOVAL, VARIABLE DEPTH (JI440030)		GUARDRAIL REMOVAL (63200310)
	HOT-MIX ASPHALT SURFACE REMOVAL, 1.75" (44000156)		BUTT JOINT (SEE ROADWAY DETAIL)
	HOT-MIX ASPHALT SURFACE REMOVAL, 2.50" (44000159)		OVERLAY TRANSITION (SEE ROADWAY DETAIL)
	HOT-MIX ASPHALT SURFACE REMOVAL, 2.75" (44000160)		ACCELERATED PCC PATCHING, CLASS B, 12 INCHES (JI442873, JI442874, JI442875, JI442894)
	HOT-MIX ASPHALT SURFACE REMOVAL, 4.25" (44000166)		SHOULDER RUMBLE STRIP REMOVAL (JI440022)
	PAVED SHOULDER REMOVAL (44004250)		GUTTER REMOVAL (44000400)
	HOT-MIX ASPHALT SURFACE REMOVAL, 1.75" (44000156)		
	HOT-MIX ASPHALT SURFACE REMOVAL, 2.50" (44000159)		
	HOT-MIX ASPHALT SURFACE REMOVAL, 2.75" (44000160)		
	HOT-MIX ASPHALT SURFACE REMOVAL, 4.25" (44000166)		



P:\proj\p01\primera\schickago\comp\PRCD\Documents\01\Projects\2016\20161616-Veterans Memorial Tollway\Drawings\Current\Drawings\Files\4255\Civil\Sheet\255-ah-r-ran-REL029.dgn

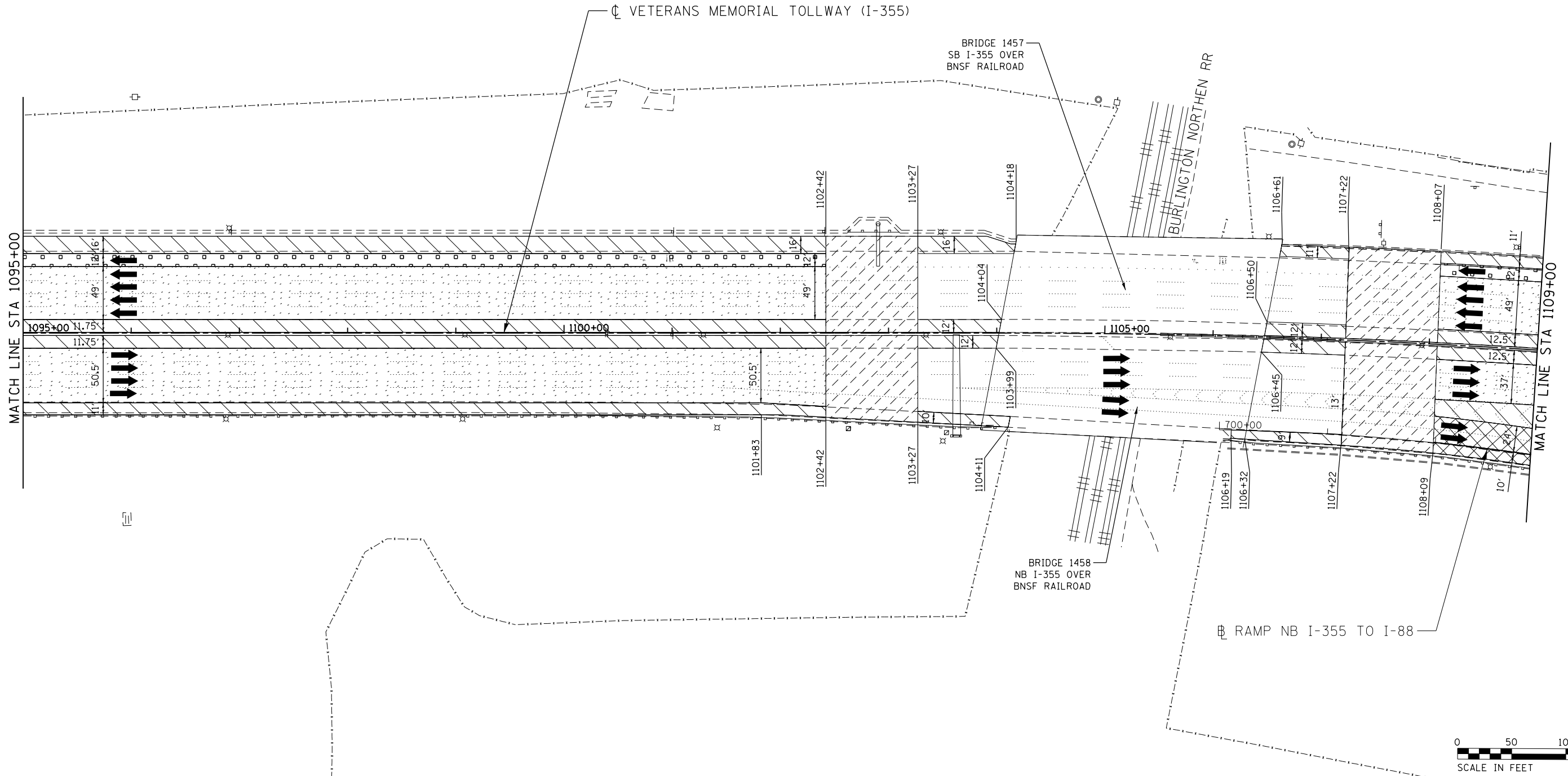
DRAWN BY JMR DATE 3/11/2018
 CHECKED BY RJD DATE 3/11/2018



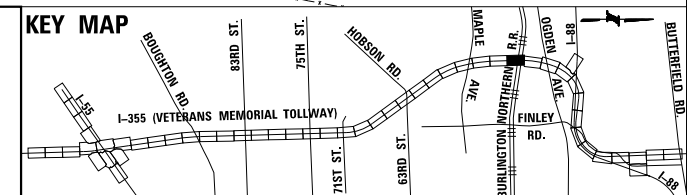
REVISIONS		
NO.	DATE	DESCRIPTION

CONTRACT NO. RR-16-4255
 REMOVAL PLAN
 STA 1081+00 - STA 1095+00

REM-30
 DRAWING NO.
 412 OF 1517



LEGEND:		REVISIONS	
	PAVED SHOULDER REMOVAL, VARIABLE DEPTH (JI440030)	NO.	DESCRIPTION
	HOT-MIX ASPHALT SURFACE REMOVAL, 1.75" (44000156)		
	HOT-MIX ASPHALT SURFACE REMOVAL, 2.50" (44000159)		
	HOT-MIX ASPHALT SURFACE REMOVAL, 2.75" (44000160)		
	HOT-MIX ASPHALT SURFACE REMOVAL, 4.25" (44000166)		
	PAVED SHOULDER REMOVAL (44004250)		
	BUTT JOINT (SEE ROADWAY DETAIL)		
	OVERLAY TRANSITION (SEE ROADWAY DETAIL)		
	ACCELERATED PCC PATCHING, CLASS B, 12 INCHES (JI442873, JI442874, JI442875, JI442894)		
	SHOULDER RUMBLE STRIP REMOVAL (JI440022)		
	GUARDRAIL REMOVAL (63200310)		
	GUTTER REMOVAL (44000400)		
		NOTE: AGGREGATE SHOULDER REMOVAL PAID FOR AS EARTH EXCAVATION (20200100)	



P:\proj\pwner\primera\chicago\proj\RR16-4255\Documents\01\Projects\2016\20161616-Veterans Memorial\Coll\Drawings\Current\Drawing Files\4255-Civil\Sheet\255-shr-rm-REL_030.dgn

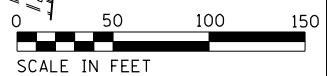
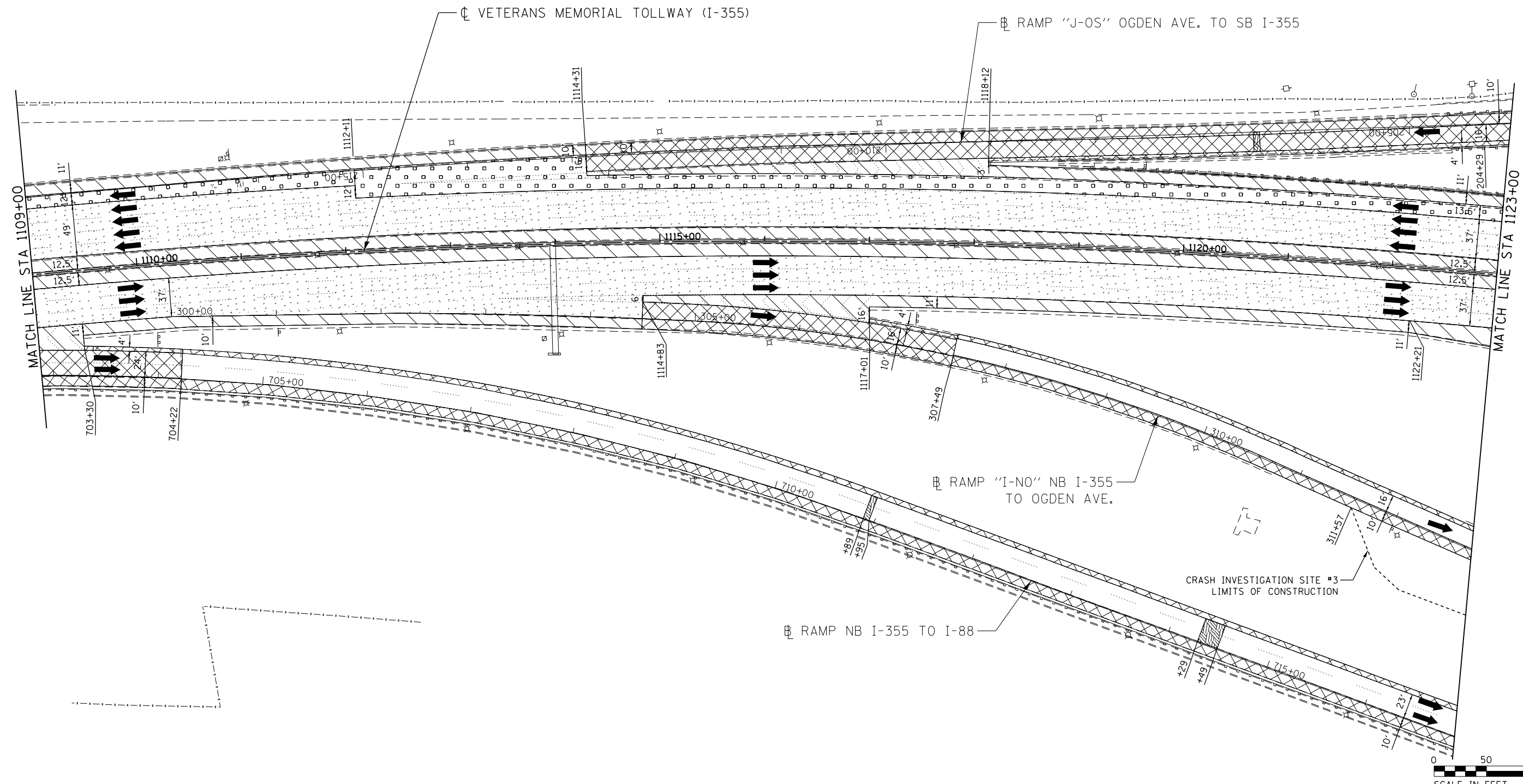
DRAWN BY JMR DATE 3/11/2018
 CHECKED BY RJD DATE 3/11/2018



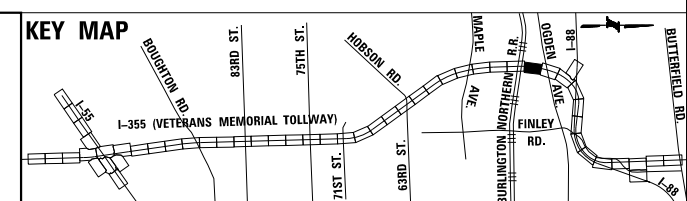
REVISIONS		
NO.	DATE	DESCRIPTION

CONTRACT NO. RR-16-4255
 REMOVAL PLAN
 STA 1095+00 - STA 1109+00

REM-31
 DRAWING NO.
 413 OF 1517



LEGEND:			
	PAVED SHOULDER REMOVAL, VARIABLE DEPTH (JI440030)		GUARDRAIL REMOVAL (63200310)
	HOT-MIX ASPHALT SURFACE REMOVAL, 1.75" (44000156)		BUTT JOINT (SEE ROADWAY DETAIL)
	HOT-MIX ASPHALT SURFACE REMOVAL, 2.50" (44000159)		OVERLAY TRANSITION (SEE ROADWAY DETAIL)
	HOT-MIX ASPHALT SURFACE REMOVAL, 2.75" (44000160)		ACCELERATED PCC PATCHING, CLASS B, 12 INCHES (JI442873, JI442874, JI442875, JI442894)
	HOT-MIX ASPHALT SURFACE REMOVAL, 4.25" (44000166)		SHOULDER RUMBLE STRIP REMOVAL (JI440022)
			GUTTER REMOVAL (44000400)
		NOTE: AGGREGATE SHOULDER REMOVAL PAID FOR AS EARTH EXCAVATION (20200100)	



DRAWN BY JMR DATE 3/11/2018
 CHECKED BY RJD DATE 3/11/2018



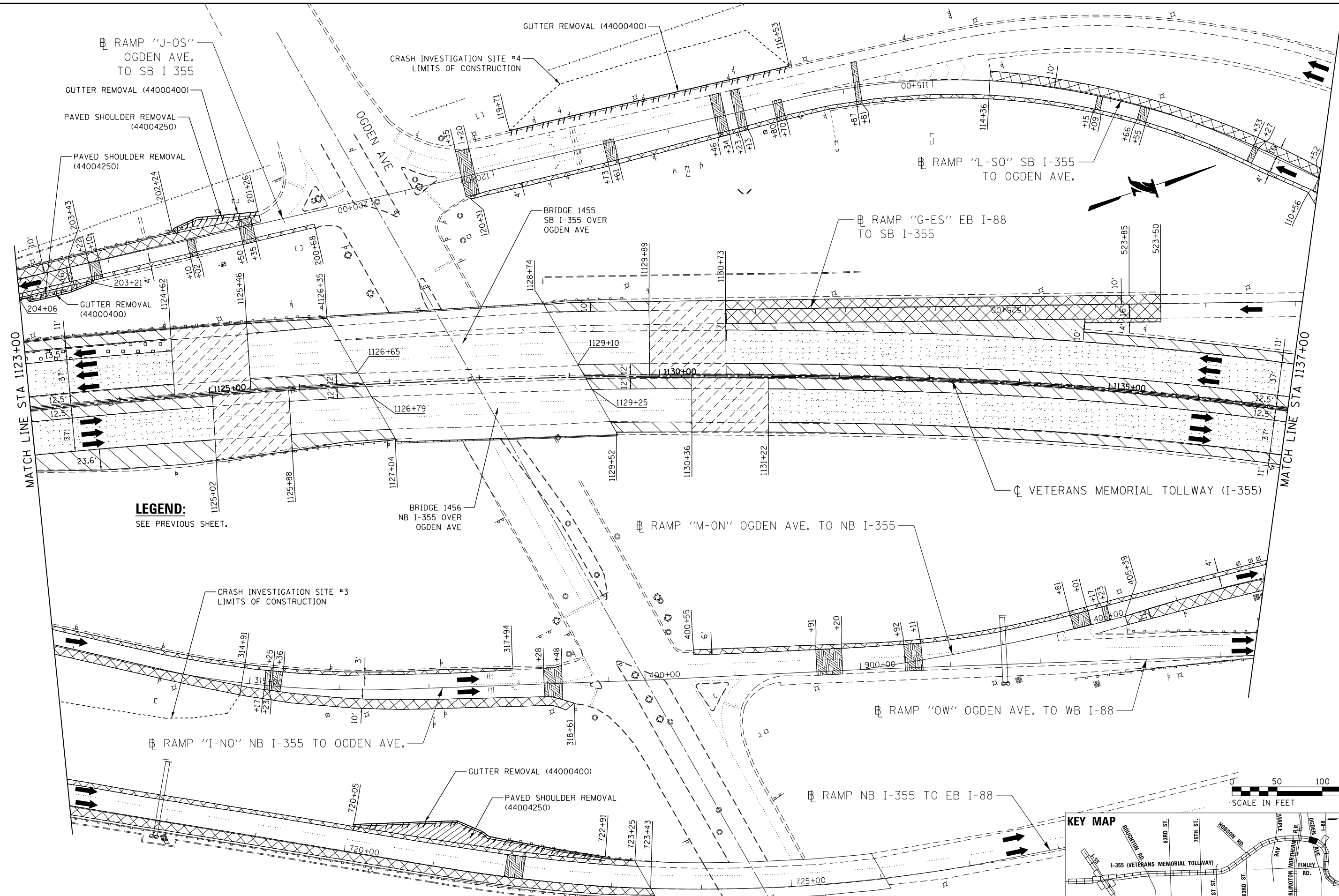
REVISIONS		
NO.	DATE	DESCRIPTION

CONTRACT NO. RR-16-4255
 REMOVAL PLAN
 STA 1109+00 - STA 1123+00

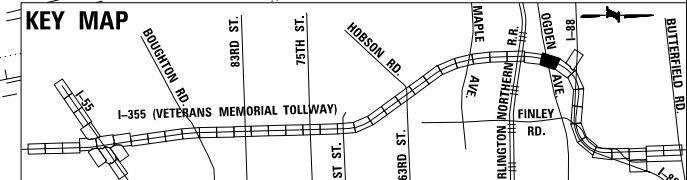
REM-32
 DRAWING NO.
 414 OF 1517

P:\proj\p01\primera\chicago\proj\RR-16-4255\Drawings\Current\Drawings\Files\4255\Civil\Sheet\255-ah-r-rem-REL.003.dgn

P:\proj\p01\primera\schicgo\comp\PR00\Documents\01\Projects\2016\20161616-Veterans Memorial Tollway\Drawings\Current\Drawings\Files\4255\Civil\Sheet\4255-ah-r-rem-REL_032.dgn



LEGEND:
SEE PREVIOUS SHEET.



DRAWN BY JMR DATE 3/11/2018
 CHECKED BY RJD DATE 3/11/2018



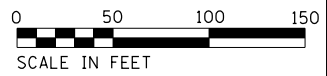

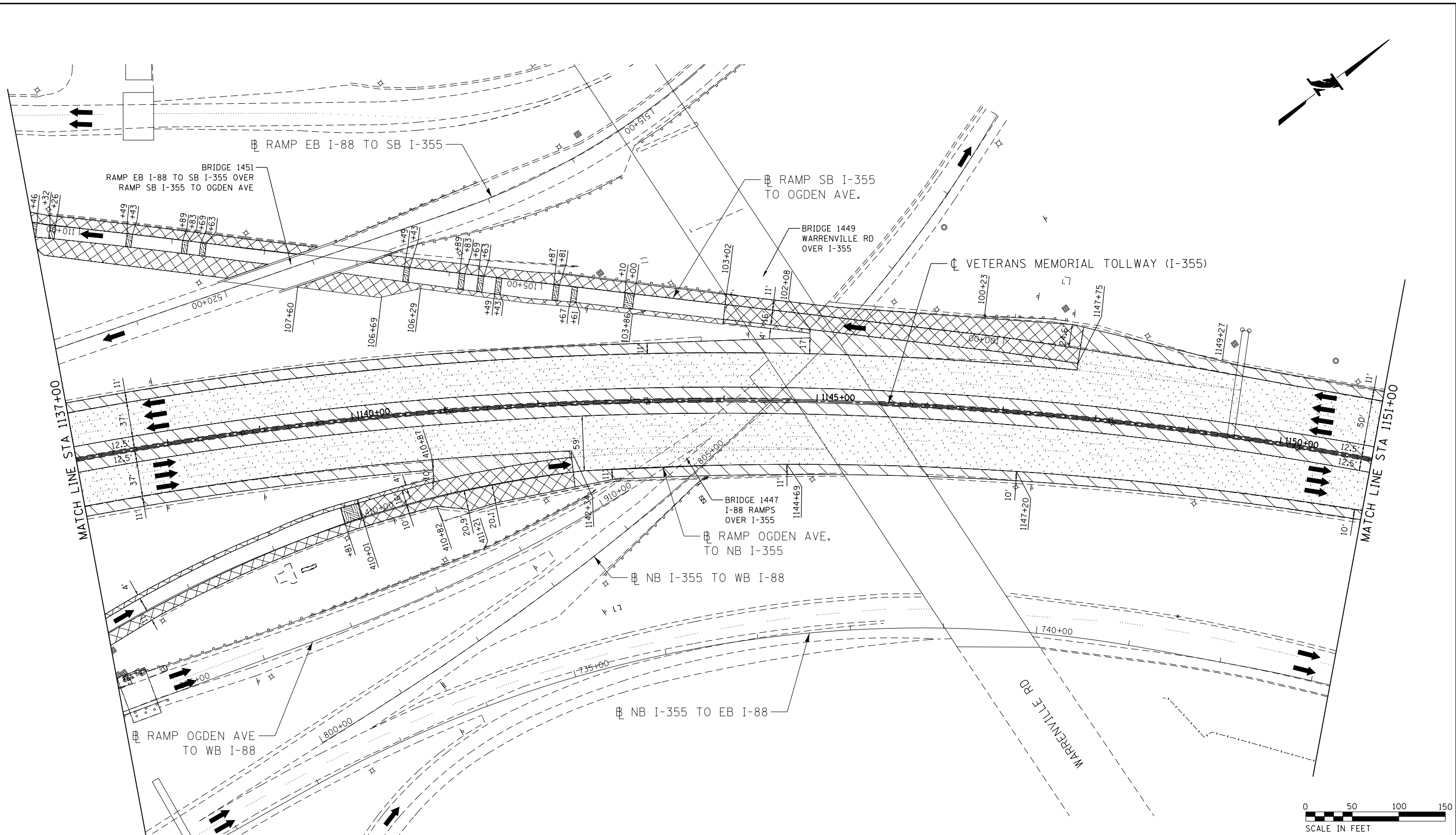
THE ILLINOIS STATE TOLL HIGHWAY AUTHORITY
 2700 OGDEN AVENUE
 DOWNERS GROVE,
 ILLINOIS 60515

REVISIONS	
NO.	DESCRIPTION

CONTRACT NO. RR-16-4255
 REMOVAL PLAN
 STA 1123+00 - STA 1137+00

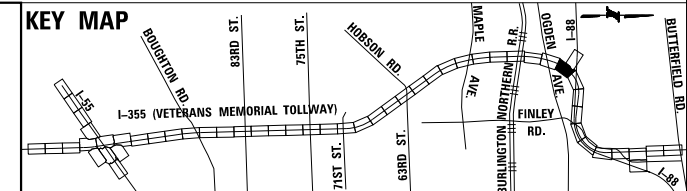
REM-33
 DRAWING NO.
 415 OF 1517

I:\projects\2016\20161616 - Veterans Memorial Tollway\Drawings\Current Drawings\Files\4255\Civil\Sheet\255-ah-tr-main-REL003.dgn
 I:\projects\2016\20161616 - Veterans Memorial Tollway\Drawings\Current Drawings\Files\4255\Civil\Sheet\255-ah-tr-main-REL003.dgn



LEGEND:		REVISIONS	
	PAVED SHOULDER REMOVAL, VARIABLE DEPTH (JI440030)	NO.	DATE
	HOT-MIX ASPHALT SURFACE REMOVAL, 1.75" (44000156)		
	HOT-MIX ASPHALT SURFACE REMOVAL, 2.50" (44000159)		
	HOT-MIX ASPHALT SURFACE REMOVAL, 2.75" (44000160)		
	HOT-MIX ASPHALT SURFACE REMOVAL, 4.25" (44000166)		
	PAVED SHOULDER REMOVAL (44004250)		
	BUTT JOINT (SEE ROADWAY DETAIL)		
	OVERLAY TRANSITION (SEE ROADWAY DETAIL)		
	ACCELERATED PCC PATCHING, CLASS B, 12 INCHES (JI442873, JI442874, JI442875, JI442894)		
	SHOULDER RUMBLE STRIP REMOVAL (JI440022)		
	GUARDRAIL REMOVAL (63200310)		
	GUTTER REMOVAL (44000400)		

NOTE:
AGGREGATE SHOULDER REMOVAL PAID FOR AS EARTH EXCAVATION (20200100)



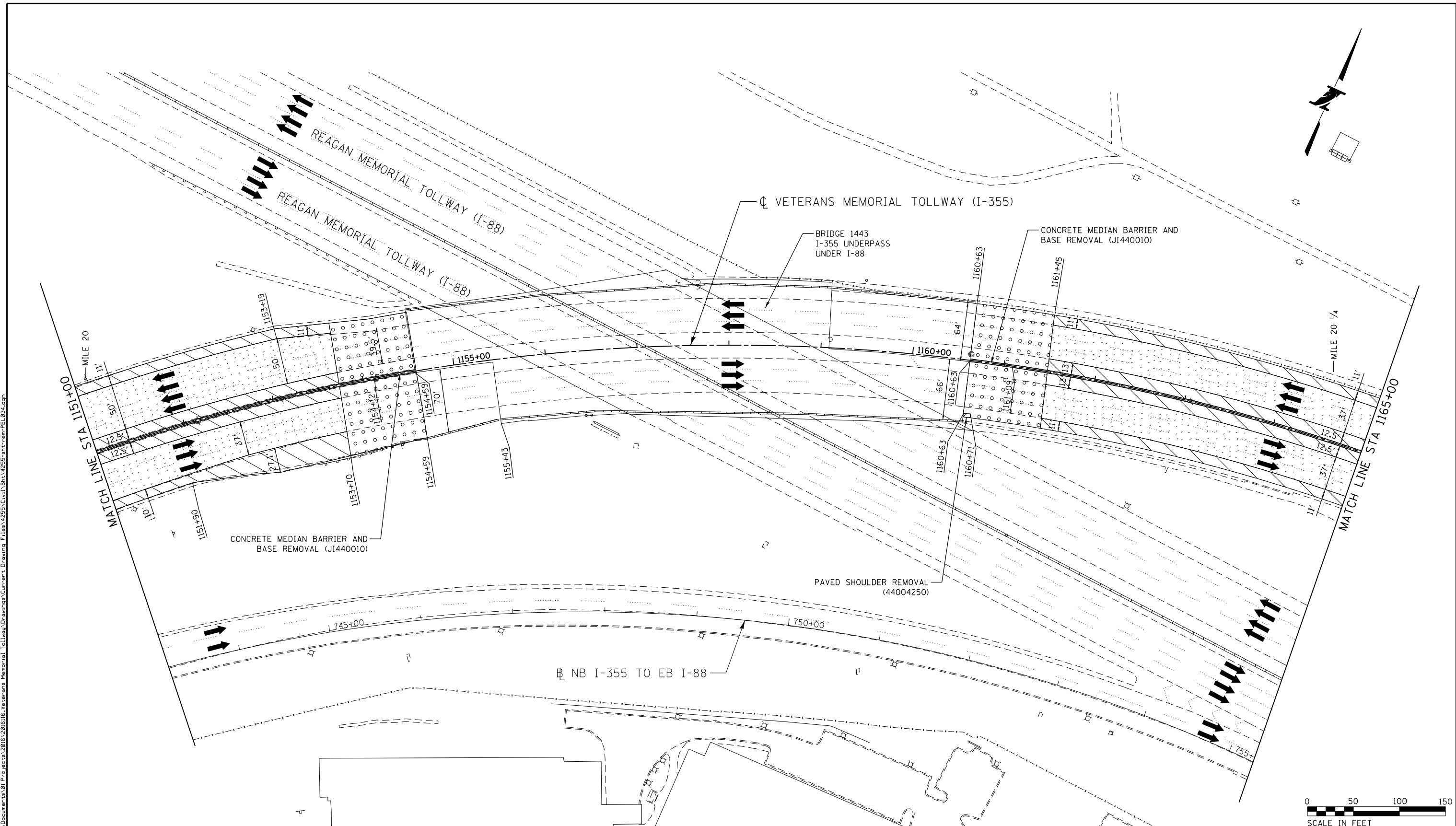
DRAWN BY JMR DATE 3/11/2018
 CHECKED BY RJD DATE 3/11/2018



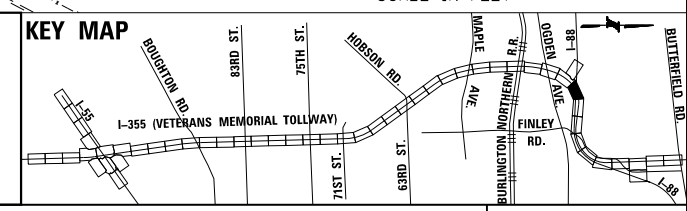
REVISIONS	
NO.	DATE

CONTRACT NO. RR-16-4255
 REMOVAL PLAN
 STA 1137+00 - STA 1151+00
 REM-34
 DRAWING NO. 416 OF 1517

P:\proj\p01\primera\chicago\proj\RR-16-4255\Documents\01\Projects\2016\20161616_Veterans Memorial Tollway\Drawings\Current\Drawings\Files\4255\CV\1\Sheet\4255-ah-tr-rem-REL_003.dgn



LEGEND:					
	PAVED SHOULDER REMOVAL, VARIABLE DEPTH (JI440030)		PAVED SHOULDER REMOVAL (44004250)		GUARDRAIL REMOVAL (63200310)
	HOT-MIX ASPHALT SURFACE REMOVAL, 1.75" (44000156)		BUTT JOINT (SEE ROADWAY DETAIL)		GUTTER REMOVAL (44000400)
	HOT-MIX ASPHALT SURFACE REMOVAL, 2.50" (44000159)		OVERLAY TRANSITION (SEE ROADWAY DETAIL)	NOTE: AGGREGATE SHOULDER REMOVAL PAID FOR AS EARTH EXCAVATION (20200100)	
	HOT-MIX ASPHALT SURFACE REMOVAL, 2.75" (44000160)		ACCELERATED PCC PATCHING, CLASS B, 12 INCHES (JI442873, JI442874, JI442875, JI442894)		
	HOT-MIX ASPHALT SURFACE REMOVAL, 4.25" (44000166)		SHOULDER RUMBLE STRIP REMOVAL (JI440022)		



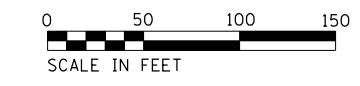

DRAWN BY JMR DATE 3/11/2018
 CHECKED BY RJD DATE 3/11/2018



REVISIONS		
NO.	DATE	DESCRIPTION

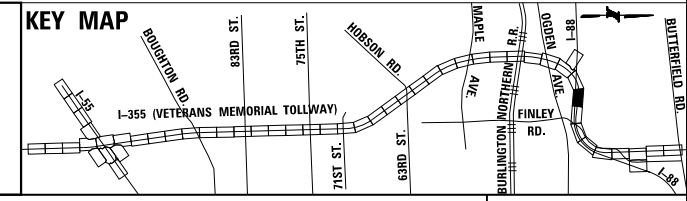
CONTRACT NO. RR-16-4255
 REMOVAL PLAN
 STA 1151+00 - STA 1165+00

REM-35
 DRAWING NO.
 417 OF 1517

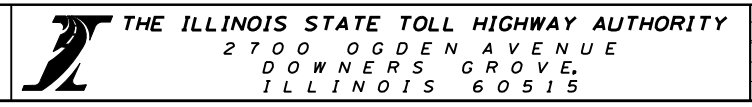


LEGEND:			
	PAVED SHOULDER REMOVAL, VARIABLE DEPTH (JI440030)		PAVED SHOULDER REMOVAL (44004250)
	HOT-MIX ASPHALT SURFACE REMOVAL, 1.75" (44000156)		BUTT JOINT (SEE ROADWAY DETAIL)
	HOT-MIX ASPHALT SURFACE REMOVAL, 2.50" (44000159)		OVERLAY TRANSITION (SEE ROADWAY DETAIL)
	HOT-MIX ASPHALT SURFACE REMOVAL, 2.75" (44000160)		ACCELERATED PCC PATCHING, CLASS B, 12 INCHES (JI442873, JI442874, JI442875, JI442894)
	HOT-MIX ASPHALT SURFACE REMOVAL, 4.25" (44000166)		SHOULDER RUMBLE STRIP REMOVAL (JI440022)
			GUARDRAIL REMOVAL (63200310)
			GUTTER REMOVAL (44000400)

NOTE:
AGGREGATE SHOULDER REMOVAL PAID FOR AS EARTH EXCAVATION (20200100)



DRAWN BY JMR DATE 3/11/2018
CHECKED BY RJD DATE 3/11/2018

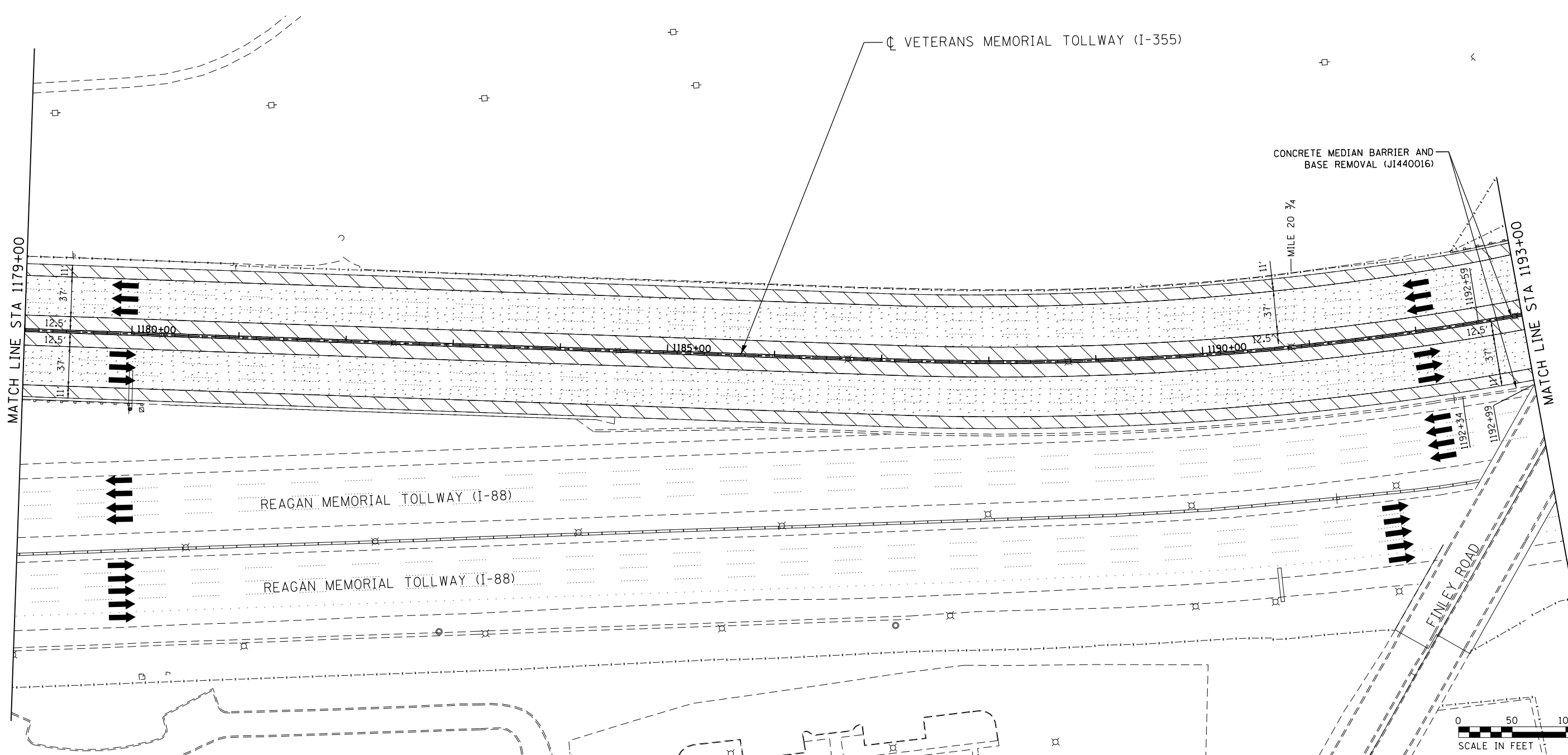


REVISIONS		
NO.	DATE	DESCRIPTION

CONTRACT NO. RR-16-4255
REMOVAL PLAN
STA 1165+00 - STA 1179+00

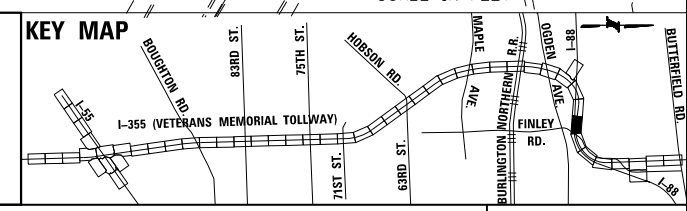
REM-36
DRAWING NO.
418 OF 1517

P:\proj\pwner01\primera\chicago\proj\RR16-4255\Veterans Memorial\Tollway\Drawings\Current\Drawing Files\4255-Civil\Sheet\4255-ah-r-rem-REL_0035.dgn



LEGEND:		REVISIONS	
	PAVED SHOULDER REMOVAL, VARIABLE DEPTH (JI440030)	NO.	DESCRIPTION
	HOT-MIX ASPHALT SURFACE REMOVAL, 1.75" (44000156)		
	HOT-MIX ASPHALT SURFACE REMOVAL, 2.50" (44000159)		
	HOT-MIX ASPHALT SURFACE REMOVAL, 2.75" (44000160)		
	HOT-MIX ASPHALT SURFACE REMOVAL, 4.25" (44000166)		
	PAVED SHOULDER REMOVAL (44004250)		
	BUTT JOINT (SEE ROADWAY DETAIL)		
	OVERLAY TRANSITION (SEE ROADWAY DETAIL)		
	ACCELERATED PCC PATCHING, CLASS B, 12 INCHES (JI442873, JI442874, JI442875, JI442894)		
	SHOULDER RUMBLE STRIP REMOVAL (JI440022)		
	GUARDRAIL REMOVAL (63200310)		
	GUTTER REMOVAL (44000400)		

NOTE:
AGGREGATE SHOULDER REMOVAL PAID FOR AS EARTH EXCAVATION (20200100)



DRAWN BY JMR DATE 3/11/2018
CHECKED BY RJD DATE 3/11/2018



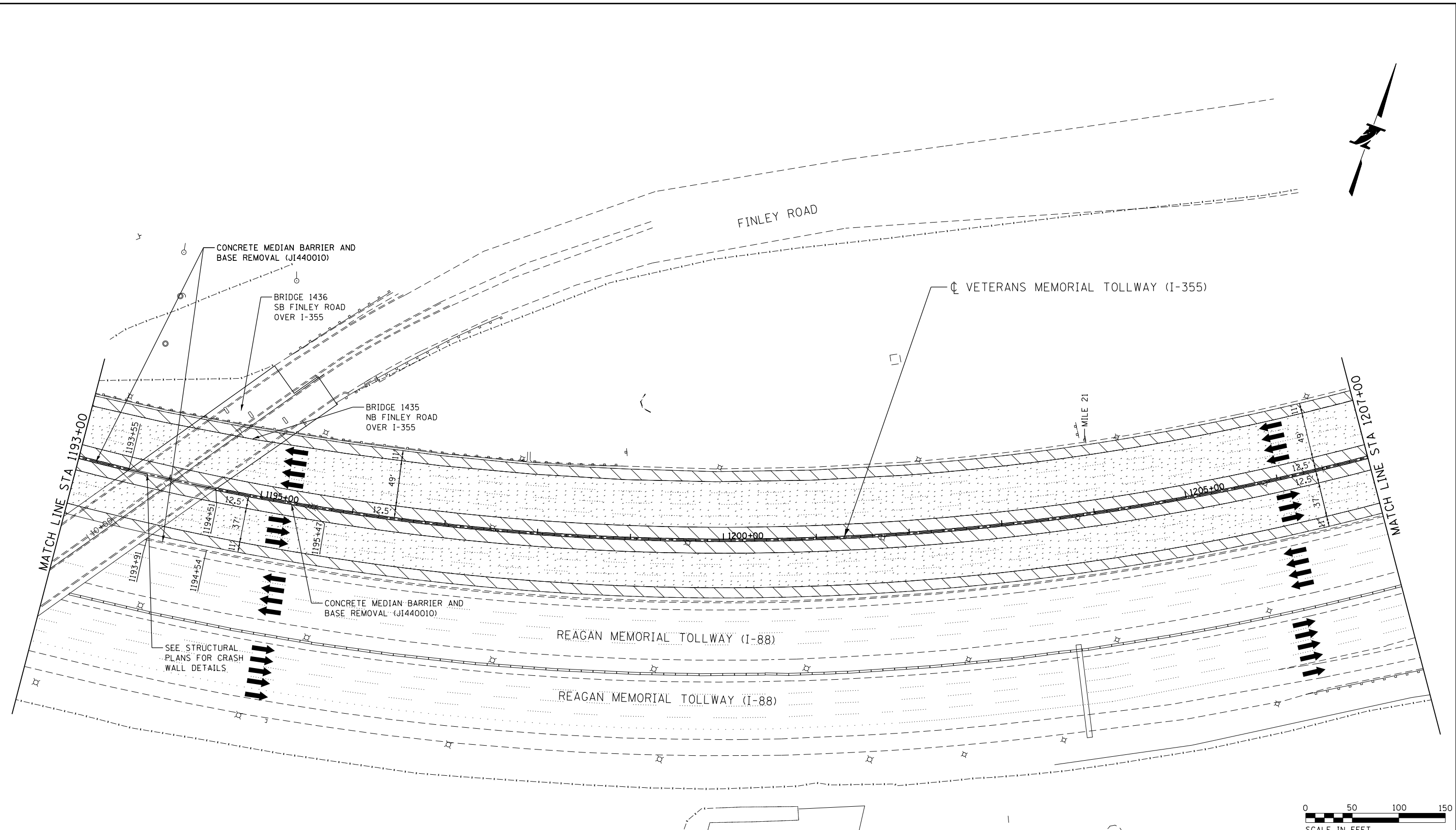
REVISIONS	
NO.	DESCRIPTION

CONTRACT NO. RR-16-4255
REMOVAL PLAN
STA 1179+00 - STA 1193+00

REM-37
DRAWING NO. 419 OF 1517

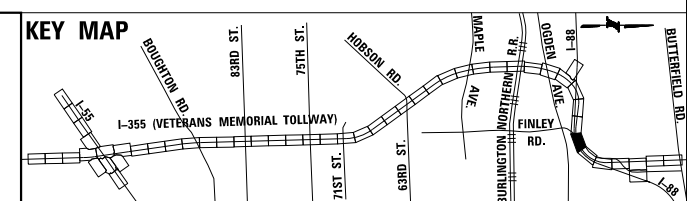
P:\proj\pwworking\primera\chicago\proj\RR16\Documents\01\Projects\2016\20161616-Veterans Memorial Tollway\Drawings\Current\Drawings\Files\4255\Civil\Sheet\255-ah-r-rem-REL_036.dgn

P:\proj\p01\primera\chicago\proj\RR-16-4255\Documents\01\Projects\2016\20161616_Veterans Memorial Tollway\Drawings\Current\Drawing Files\4255-Civil\Sheet\255-ah-tr-rem-REL037.dgn



LEGEND:		REVISIONS	
	PAVED SHOULDER REMOVAL, VARIABLE DEPTH (JI440030)	NO.	DATE
	HOT-MIX ASPHALT SURFACE REMOVAL, 1.75" (44000156)		
	HOT-MIX ASPHALT SURFACE REMOVAL, 2.50" (44000159)		
	HOT-MIX ASPHALT SURFACE REMOVAL, 2.75" (44000160)		
	HOT-MIX ASPHALT SURFACE REMOVAL, 4.25" (44000166)		
	PAVED SHOULDER REMOVAL (44004250)		
	BUTT JOINT (SEE ROADWAY DETAIL)		
	OVERLAY TRANSITION (SEE ROADWAY DETAIL)		
	ACCELERATED PCC PATCHING, CLASS B, 12 INCHES (JI442873, JI442874, JI442875, JI442894)		
	SHOULDER RUMBLE STRIP REMOVAL (JI440022)		
	GUARDRAIL REMOVAL (63200310)		
	GUTTER REMOVAL (44000400)		

NOTE:
AGGREGATE SHOULDER REMOVAL PAID FOR AS EARTH EXCAVATION (20200100)



DRAWN BY JMR DATE 3/11/2018
 CHECKED BY RJD DATE 3/11/2018

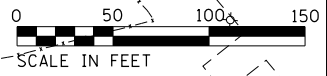
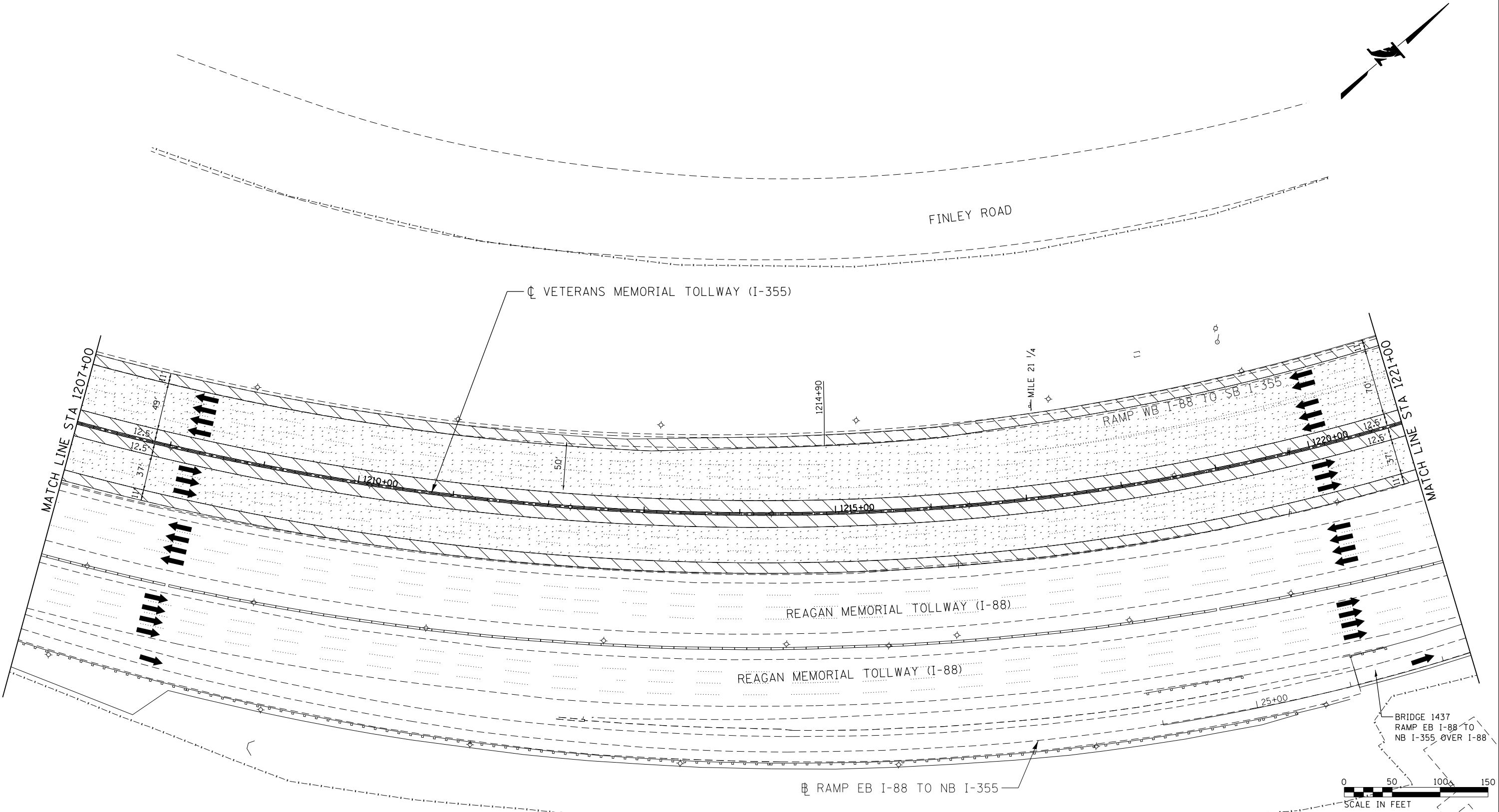


THE ILLINOIS STATE TOLL HIGHWAY AUTHORITY
 2700 OGDEN AVENUE
 DOWNERS GROVE,
 ILLINOIS 60515

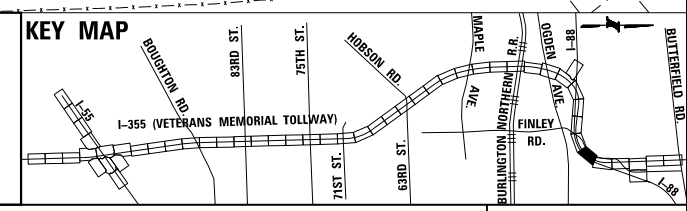
REVISIONS	
NO.	DESCRIPTION

CONTRACT NO. RR-16-4255
 REMOVAL PLAN
 STA 1193+00 - STA 1207+00
 REM-38
 DRAWING NO. 420 OF 1517

P:\proj\p01\primera\chicago\proj\RR16-4255\Drawings\Current\Drawings\Files\4255\Civil\Sheet\4255-ah-r-rem-REL038.dgn



LEGEND:					
	PAVED SHOULDER REMOVAL, VARIABLE DEPTH (J1440030)		PAVED SHOULDER REMOVAL (44004250)		GUARDRAIL REMOVAL (63200310)
	HOT-MIX ASPHALT SURFACE REMOVAL, 1.75" (44000156)		BUTT JOINT (SEE ROADWAY DETAIL)		GUTTER REMOVAL (44000400)
	HOT-MIX ASPHALT SURFACE REMOVAL, 2.50" (44000159)		OVERLAY TRANSITION (SEE ROADWAY DETAIL)	NOTE: AGGREGATE SHOULDER REMOVAL PAID FOR AS EARTH EXCAVATION (20200100)	
	HOT-MIX ASPHALT SURFACE REMOVAL, 2.75" (44000160)		ACCELERATED PCC PATCHING, CLASS B, 12 INCHES (J1442873, J1442874, J1442875, J1442894)		
	HOT-MIX ASPHALT SURFACE REMOVAL, 4.25" (44000166)		SHOULDER RUMBLE STRIP REMOVAL (J1440022)		



DRAWN BY JMR DATE 3/11/2018
 CHECKED BY RJD DATE 3/11/2018



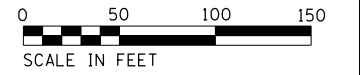
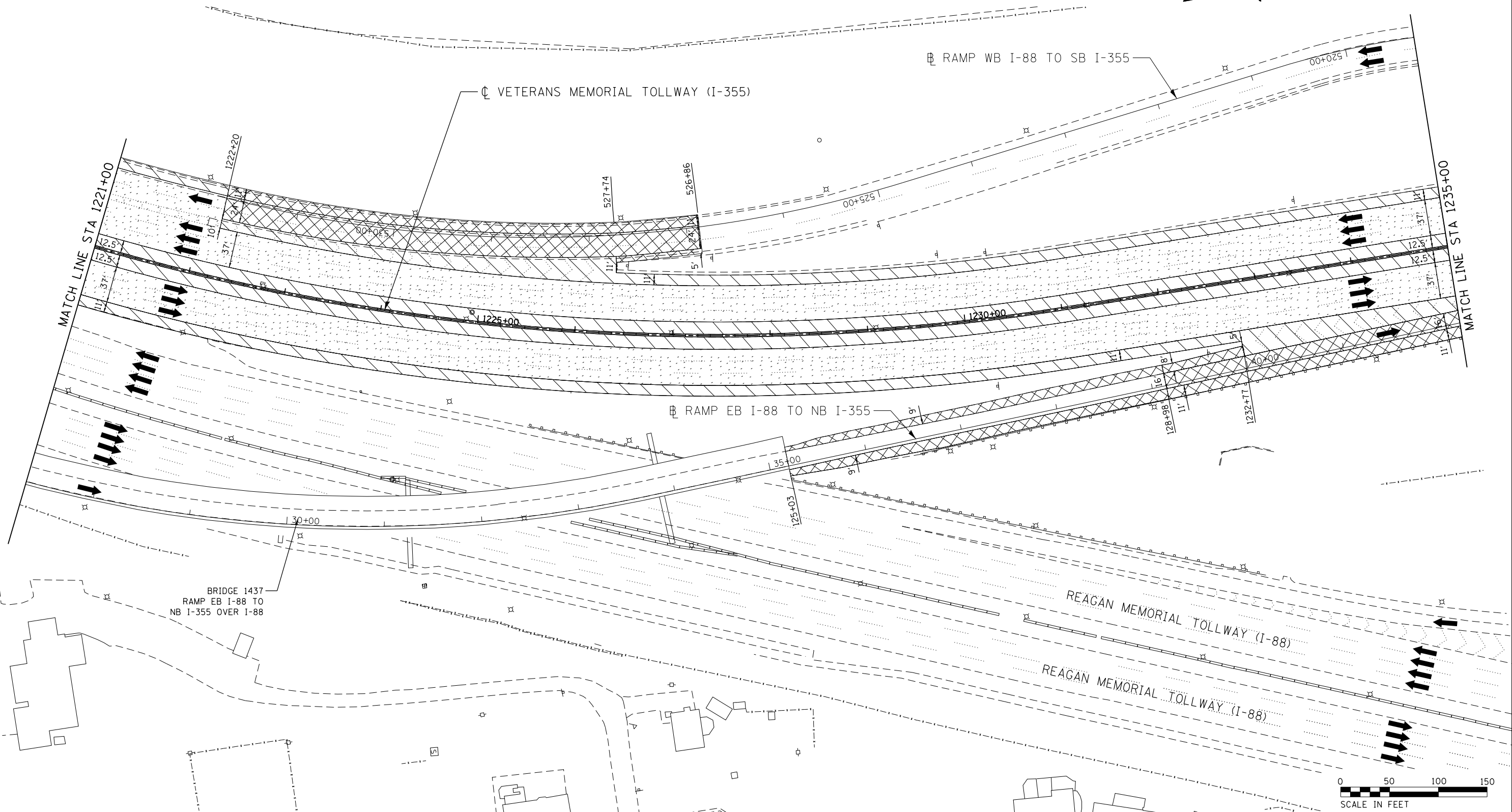
THE ILLINOIS STATE TOLL HIGHWAY AUTHORITY
 2700 OGDEN AVENUE
 DOWNERS GROVE,
 ILLINOIS 60515

REVISIONS		
NO.	DATE	DESCRIPTION

CONTRACT NO. RR-16-4255
 REMOVAL PLAN
 STA 1207+00 - STA 1221+00

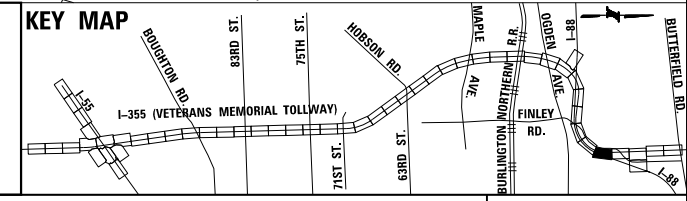
REM-39
 DRAWING NO.
 421 OF 1517

P:\proj\p01\primera\schicagoo\proj\RR01\Documents\01\Projects\2016\20161616_Veterans Memorial Tollway\Drawings\Current\Drawings\Files\4255\Civil\Sheet\4255-ah-r-rem-REL039.dgn



LEGEND:		REVISIONS	
	PAVED SHOULDER REMOVAL, VARIABLE DEPTH (JI440030)	NO.	DESCRIPTION
	HOT-MIX ASPHALT SURFACE REMOVAL, 1.75" (44000156)		
	HOT-MIX ASPHALT SURFACE REMOVAL, 2.50" (44000159)		
	HOT-MIX ASPHALT SURFACE REMOVAL, 2.75" (44000160)		
	HOT-MIX ASPHALT SURFACE REMOVAL, 4.25" (44000166)		
	PAVED SHOULDER REMOVAL (44004250)		
	BUTT JOINT (SEE ROADWAY DETAIL)		
	OVERLAY TRANSITION (SEE ROADWAY DETAIL)		
	ACCELERATED PCC PATCHING, CLASS B, 12 INCHES (JI442873, JI442874, JI442875, JI442894)		
	SHOULDER RUMBLE STRIP REMOVAL (JI440022)		
	GUARDRAIL REMOVAL (63200310)		
	GUTTER REMOVAL (44000400)		

NOTE:
AGGREGATE SHOULDER REMOVAL PAID FOR AS EARTH EXCAVATION (20200100)

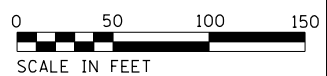
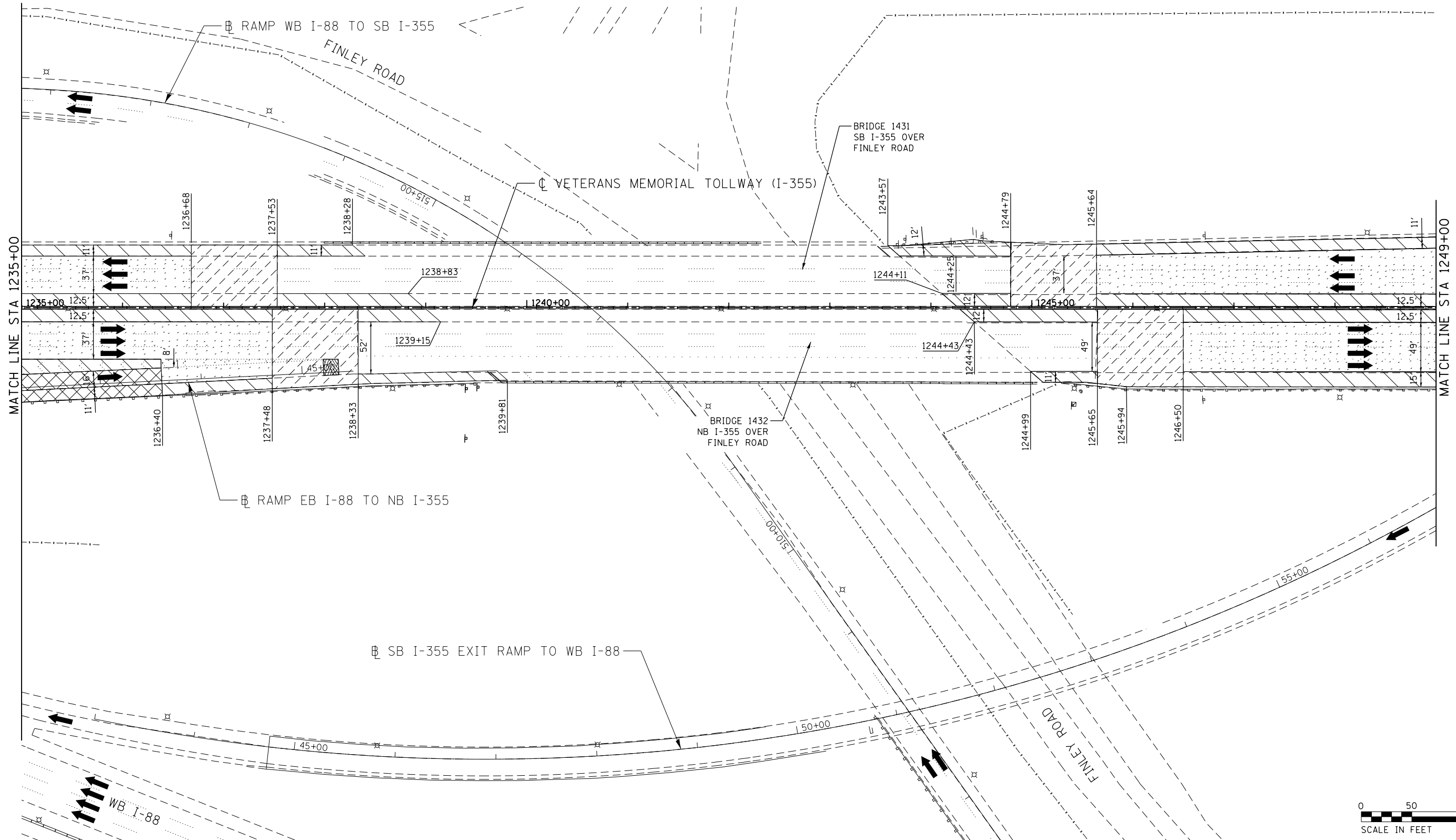


DRAWN BY JMR DATE 3/11/2018
 CHECKED BY RJD DATE 3/11/2018



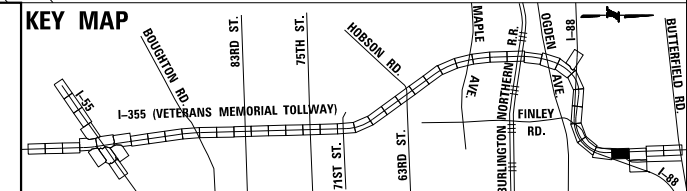
REVISIONS	
NO.	DESCRIPTION

CONTRACT NO. RR-16-4255
 REMOVAL PLAN
 STA 1221+00 - STA 1235+00
 REM-40
 DRAWING NO. 422 OF 1517



LEGEND:		REVISIONS	
	PAVED SHOULDER REMOVAL, VARIABLE DEPTH (JI440030)	NO.	DATE
	HOT-MIX ASPHALT SURFACE REMOVAL, 1.75" (44000156)		
	HOT-MIX ASPHALT SURFACE REMOVAL, 2.50" (44000159)		
	HOT-MIX ASPHALT SURFACE REMOVAL, 2.75" (44000160)		
	HOT-MIX ASPHALT SURFACE REMOVAL, 4.25" (44000166)		
	PAVED SHOULDER REMOVAL (44004250)		
	BUTT JOINT (SEE ROADWAY DETAIL)		
	OVERLAY TRANSITION (SEE ROADWAY DETAIL)		
	ACCELERATED PCC PATCHING, CLASS B, 12 INCHES (JI442873, JI442874, JI442875, JI442894)		
	SHOULDER RUMBLE STRIP REMOVAL (JI440022)		
	GUARDRAIL REMOVAL (63200310)		
	GUTTER REMOVAL (44000400)		

NOTE:
AGGREGATE SHOULDER REMOVAL PAID FOR AS EARTH EXCAVATION (20200100)



P:\proj\pman\01\primera\schicgo\comp\PRD\Documents\01\Projects\2016\20161616_Veterans Memorial Tollway\Drawings\Current\Drawings\Files\4255\Civil\Sheet\4255-ah-r-rem-REL_048.dgn

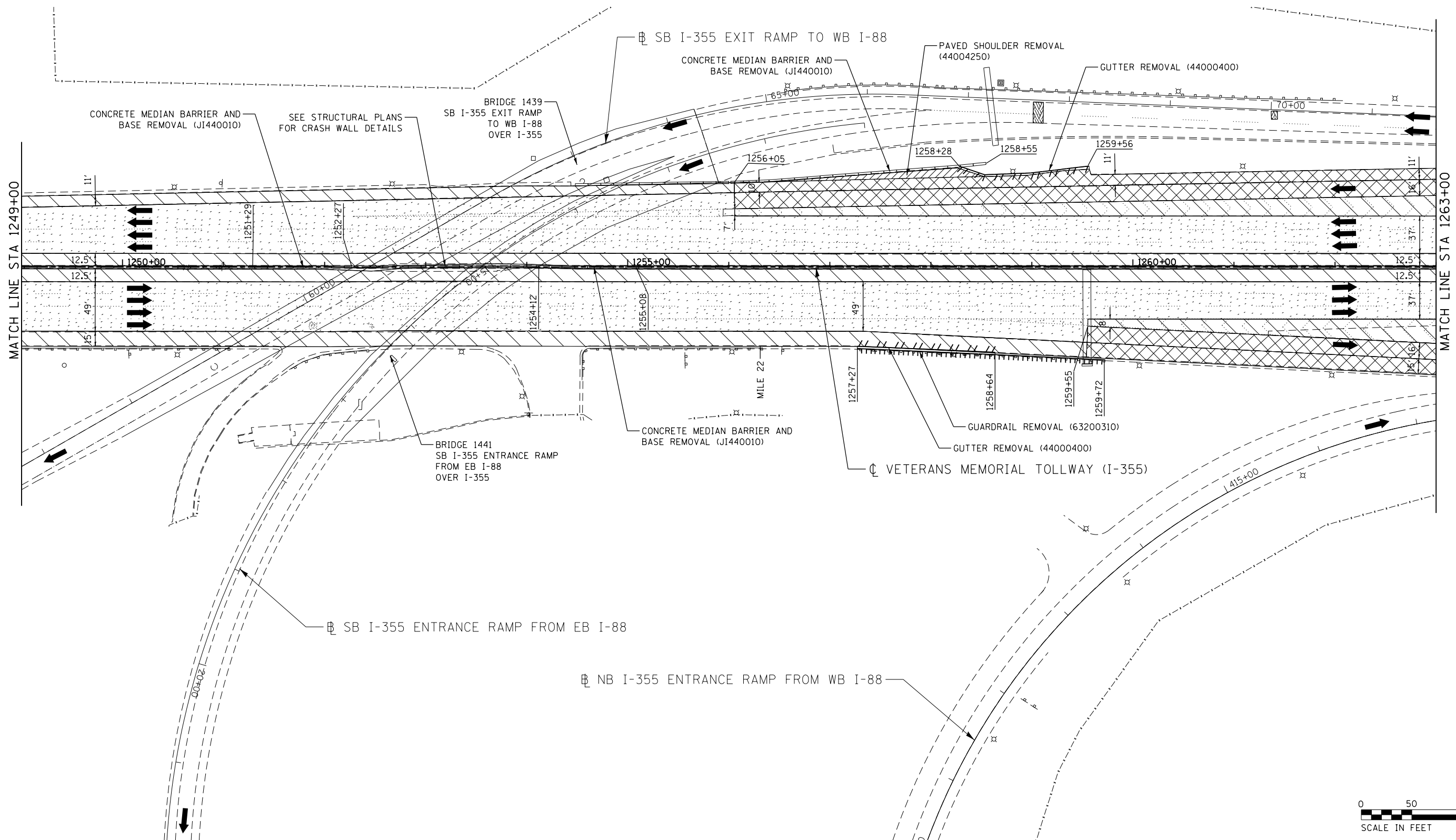
DRAWN BY JMR DATE 3/11/2018
 CHECKED BY RJD DATE 3/11/2018



REVISIONS	
NO.	DESCRIPTION

CONTRACT NO. RR-16-4255
 REMOVAL PLAN
 STA 1235+00 - STA 1249+00

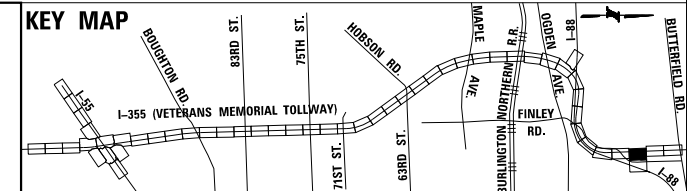
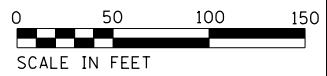
REM-41
 DRAWING NO.
 423 OF 1517



P:\proj\pawar01\primera\chicago\proj\RR16-4255\Documents\01\Projects\2016\20161616-Veterans Memorial Tollway\Drawings\Current\Drawings\Files\4255\Civil\Sheet\255-ah-r-rem-REL.041.dgn

LEGEND:		REVISIONS	
	PAVED SHOULDER REMOVAL, VARIABLE DEPTH (JI440030)	NO.	DATE
	HOT-MIX ASPHALT SURFACE REMOVAL, 1.75" (44000156)		
	HOT-MIX ASPHALT SURFACE REMOVAL, 2.50" (44000159)		
	HOT-MIX ASPHALT SURFACE REMOVAL, 2.75" (44000160)		
	HOT-MIX ASPHALT SURFACE REMOVAL, 4.25" (44000166)		
	PAVED SHOULDER REMOVAL (44004250)		
	BUTT JOINT (SEE ROADWAY DETAIL)		
	OVERLAY TRANSITION (SEE ROADWAY DETAIL)		
	ACCELERATED PCC PATCHING, CLASS B, 12 INCHES (JI442873, JI442874, JI442875, JI442894)		
	SHOULDER RUMBLE STRIP REMOVAL (JI440022)		
	GUARDRAIL REMOVAL (63200310)		
	GUTTER REMOVAL (44000400)		

NOTE:
AGGREGATE SHOULDER REMOVAL PAID FOR AS EARTH EXCAVATION (20200100)



DRAWN BY JMR DATE 3/11/2018
 CHECKED BY RJD DATE 3/11/2018



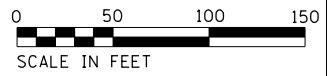
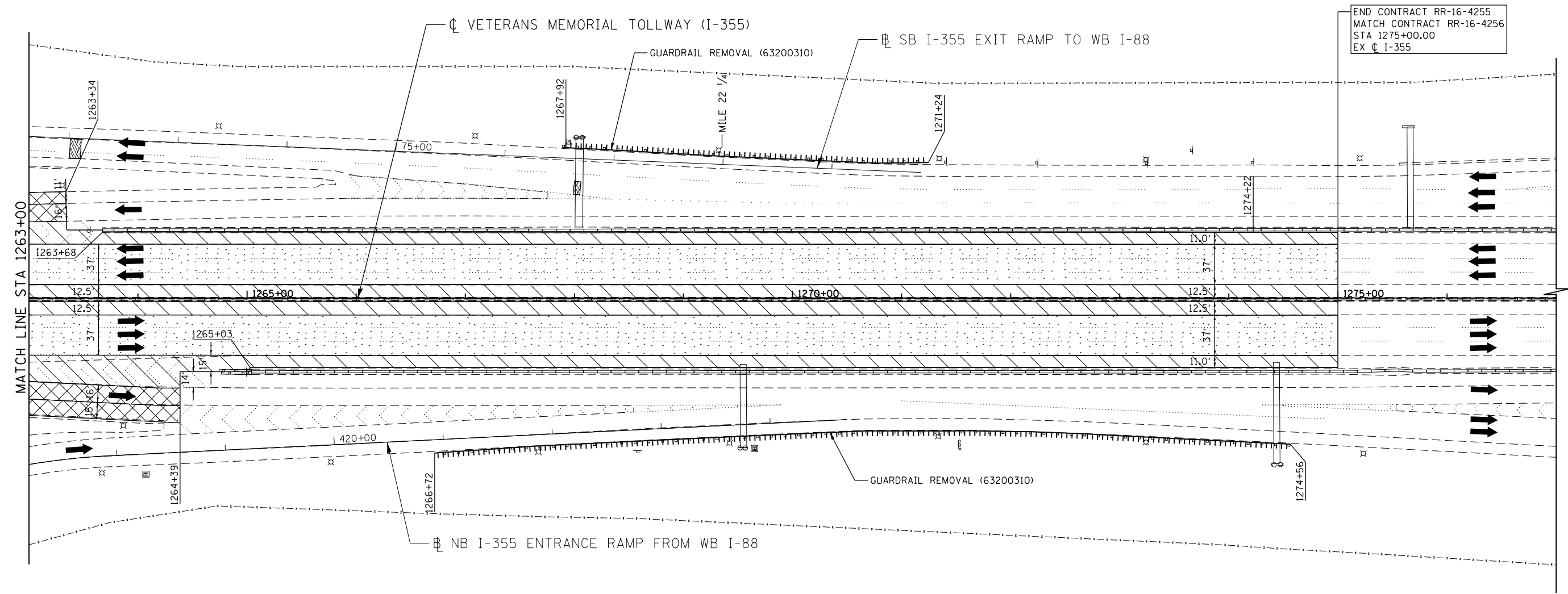
REVISIONS	
NO.	DESCRIPTION

CONTRACT NO. RR-16-4255
 REMOVAL PLAN
 STA 1249+00 - STA 1263+00

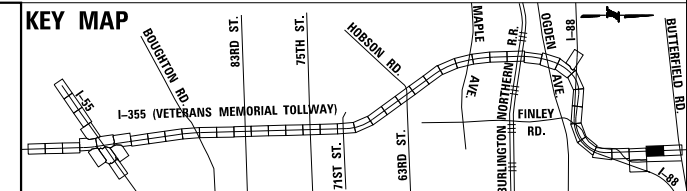
REM-42
 DRAWING NO. 424 OF 1517



END CONTRACT RR-16-4255
MATCH CONTRACT RR-16-4256
STA 1275+00.00
EX C I-355



LEGEND:		REVISIONS	
	PAVED SHOULDER REMOVAL, VARIABLE DEPTH (JI440030)	NO.	DATE
	HOT-MIX ASPHALT SURFACE REMOVAL, 1.75" (44000156)		
	HOT-MIX ASPHALT SURFACE REMOVAL, 2.50" (44000159)		
	HOT-MIX ASPHALT SURFACE REMOVAL, 2.75" (44000160)		
	HOT-MIX ASPHALT SURFACE REMOVAL, 4.25" (44000166)		
	PAVED SHOULDER REMOVAL (44004250)		
	BUTT JOINT (SEE ROADWAY DETAIL)		
	OVERLAY TRANSITION (SEE ROADWAY DETAIL)		
	ACCELERATED PCC PATCHING, CLASS B, 12 INCHES (JI442873, JI442874, JI442875, JI442894)		
	GUARDRAIL REMOVAL (63200310)		
	GUTTER REMOVAL (44000400)		
	SHOULDER RUMBLE STRIP REMOVAL (JI440022)		
	NOTE: AGGREGATE SHOULDER REMOVAL PAID FOR AS EARTH EXCAVATION (20200100)		



C:\p01\p01\primera\chicago\p01\Projects\2016\20161616 - Veterans Memorial Tollway\Drawings\Current\Drawings\Files\4255\Civil\Sheet\255-ah-r-rem-REL_042.dgn

DRAWN BY JMR DATE 3/11/2018
CHECKED BY RJD DATE 3/11/2018



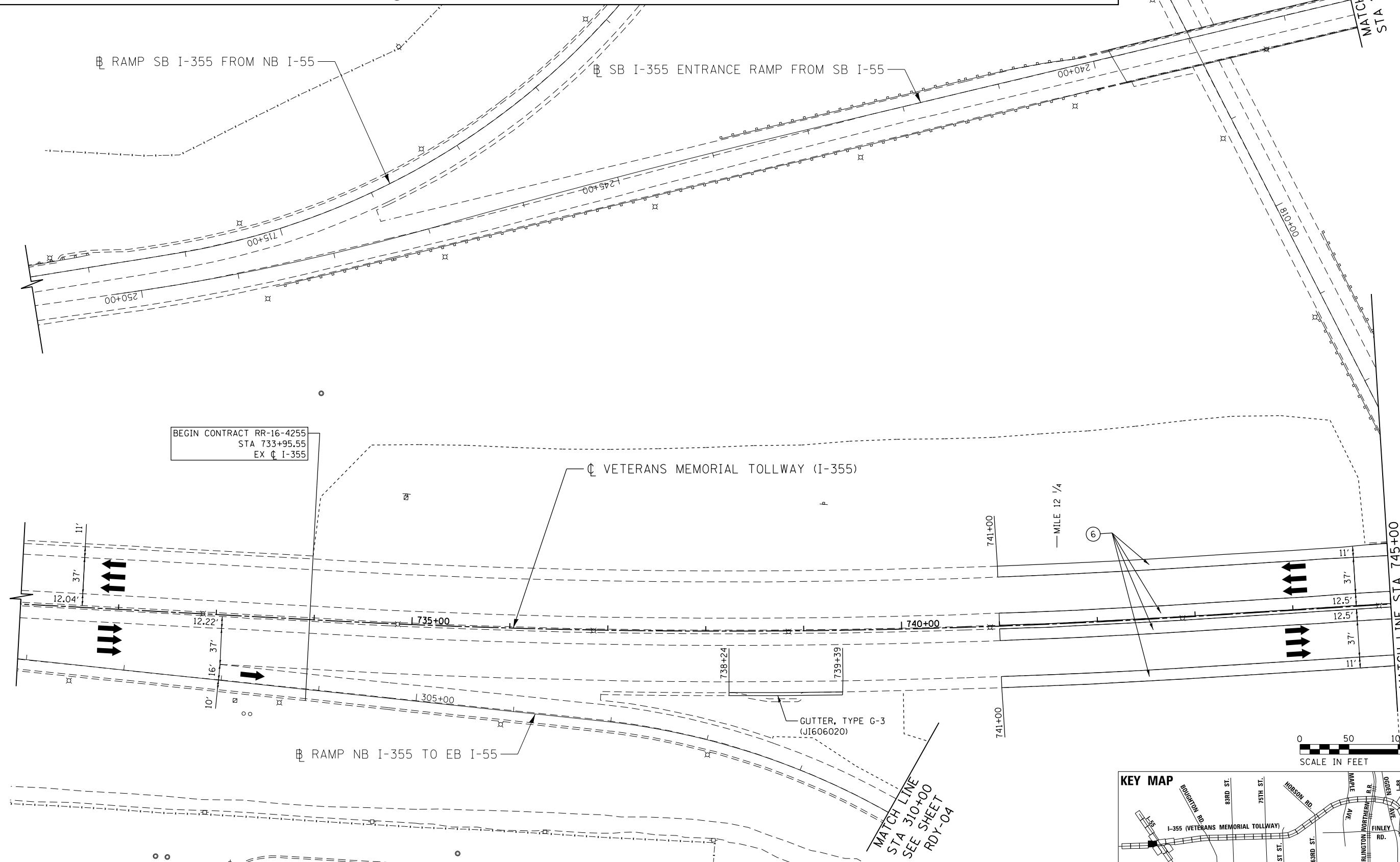
REVISIONS	
NO.	DESCRIPTION

CONTRACT NO. RR-16-4255
REMOVAL PLAN
STA 1263+00 - STA 1277+00

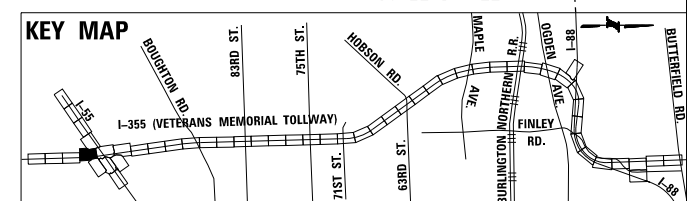
REM-43
DRAWING NO. 425 OF 1517

LEGEND

- ① STONE MATRIX WARM MIX ASPHALT SURFACE COURSE, IL-12.5, N80 (JI406048), 1.75"
STONE MATRIX WARM MIX ASPHALT BINDER COURSE, IL-9.5, N80 (JI406041), 1.50"
POLYMERIZED WARM MIX LEVELING BINDER (MACHINE METHOD), IL-4.75, N50 (JI406064), 0.75"
- ② STONE MATRIX WARM MIX ASPHALT SURFACE COURSE, IL-12.5, N80 (JI406048), 1.75"
POLYMERIZED WARM MIX LEVELING BINDER (MACHINE METHOD), IL-4.75, N50 (JI406064), 0.75"
- ③ STONE MATRIX WARM MIX ASPHALT SURFACE COURSE, IL-12.5, N80 (JI406048), 2.00"
STONE MATRIX WARM MIX ASPHALT BINDER COURSE, IL-12.5, N80 (JI406046), 2.00"
- ④ STONE MATRIX WARM MIX ASPHALT SURFACE COURSE, IL-12.5, N80 (JI406048), 1.75"
- ⑤ STONE MATRIX WARM MIX ASPHALT SURFACE COURSE, IL-12.5, N80 (JI406048), 2.00"
- ⑥ WARM MIX ASPHALT SURFACE COURSE, MIX "D", N70 (JI406510), 1.75"
- ⑦ ASPHALT SHOULDER RUMBLE STRIP, 16 INCH (JI642014)
- ⑧ BUTT JOINT (SEE ROADWAY DETAIL)
- ⑨ OVERLAY TRANSITION (SEE ROADWAY DETAIL)
- ⑩ CONCRETE MEDIAN BARRIER TRANSITION, TYPE V-F
- ⑪ GRADING AT LIGHT POLE
AGGREGATE SHOULDERS SPECIAL, TYPE C (JI481070)
FILTER FABRIC (28200200)
SUBGRADE AGGREGATE, SPECIAL (JT313016), 1"



BEGIN CONTRACT RR-16-4255
STA 733+95.55
EX C I-355



P:\proj\p01\primera\schicgo\comp\PRD\Documents\01\Projects\2016\20161616-Veterans Memorial Tollway\Drawings\Current\Drawing Files\4255\Civil\Sheet\4255-ah-rdy-04.dgn

DRAWN BY JMR DATE 3/11/2018
 CHECKED BY RJD DATE 3/11/2018



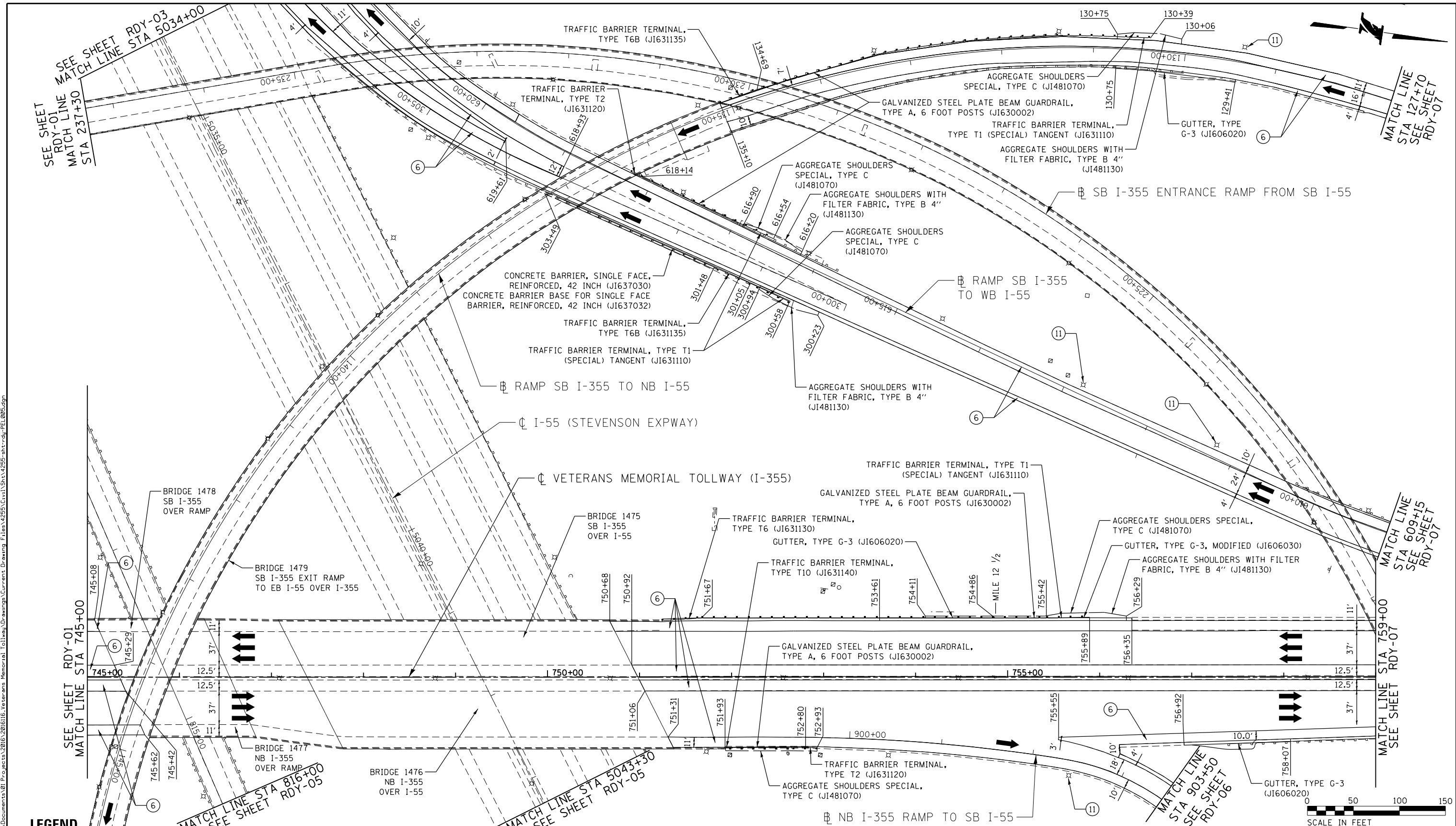
THE ILLINOIS STATE TOLL HIGHWAY AUTHORITY
 2700 OGDEN AVENUE
 DOWNERS GROVE,
 ILLINOIS 60515

REVISIONS	
NO.	DESCRIPTION

CONTRACT NO. RR-16-4255
 ROADWAY PLAN
 STA 731+00 - STA 745+00

RDY-01
 DRAWING NO.
 426 OF 1517

P:\proj\p001\primera\chicago\p001\Documents\01\Projects\2016\20161616_Veterans Memorial Tollway\Drawings\Current\Drawings\Files\4255\Civil\Sheet\4255-ah-rdy-02.dgn



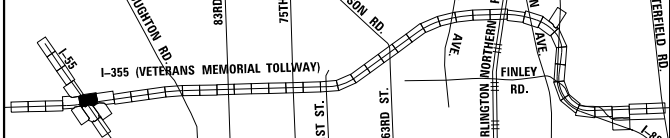
LEGEND

- ① STONE MATRIX WARM MIX ASPHALT SURFACE COURSE, IL-12.5, N80 (JI406048), 1.75"
 STONE MATRIX WARM MIX ASPHALT BINDER COURSE, IL-9.5, N80 (JI406041), 1.50"
 POLYMERIZED WARM MIX LEVELING BINDER (MACHINE METHOD), IL-4.75, N50 (JI406064), 0.75"
- ② STONE MATRIX WARM MIX ASPHALT SURFACE COURSE, IL-12.5, N80 (JI406048), 1.75"
 POLYMERIZED WARM MIX LEVELING BINDER (MACHINE METHOD), IL-4.75, N50 (JI406064), 0.75"
- ③ STONE MATRIX WARM MIX ASPHALT SURFACE COURSE, IL-12.5, N80 (JI406048), 2.00"
 STONE MATRIX WARM MIX ASPHALT BINDER COURSE, IL-12.5, N80 (JI406046), 2.00"

- ④ STONE MATRIX WARM MIX ASPHALT SURFACE COURSE, IL-12.5, N80 (JI406048), 1.75"
- ⑤ STONE MATRIX WARM MIX ASPHALT SURFACE COURSE, IL-12.5, N80 (JI406048), 2.00"
- ⑥ WARM MIX ASPHALT SURFACE COURSE, MIX "D", N70 (JI406510), 1.75"
- ⑦ ASPHALT SHOULDER RUMBLE STRIP, 16 INCH (JI642014)
- ⑧ BUTT JOINT (SEE ROADWAY DETAIL)

- ⑨ OVERLAY TRANSITION (SEE ROADWAY DETAIL)
- ⑩ CONCRETE MEDIAN BARRIER TRANSITION, TYPE V-F
- ⑪ GRADING AT LIGHT POLE
 AGGREGATE SHOULDERS SPECIAL, TYPE C (JI481070)
 FILTER FABRIC (28200200)
 SUBGRADE AGGREGATE, SPECIAL (JT313016), 1"

KEY MAP



DRAWN BY JMR DATE 3/11/2018
 CHECKED BY RJD DATE 3/11/2018

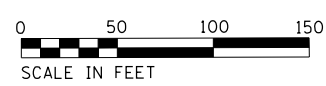
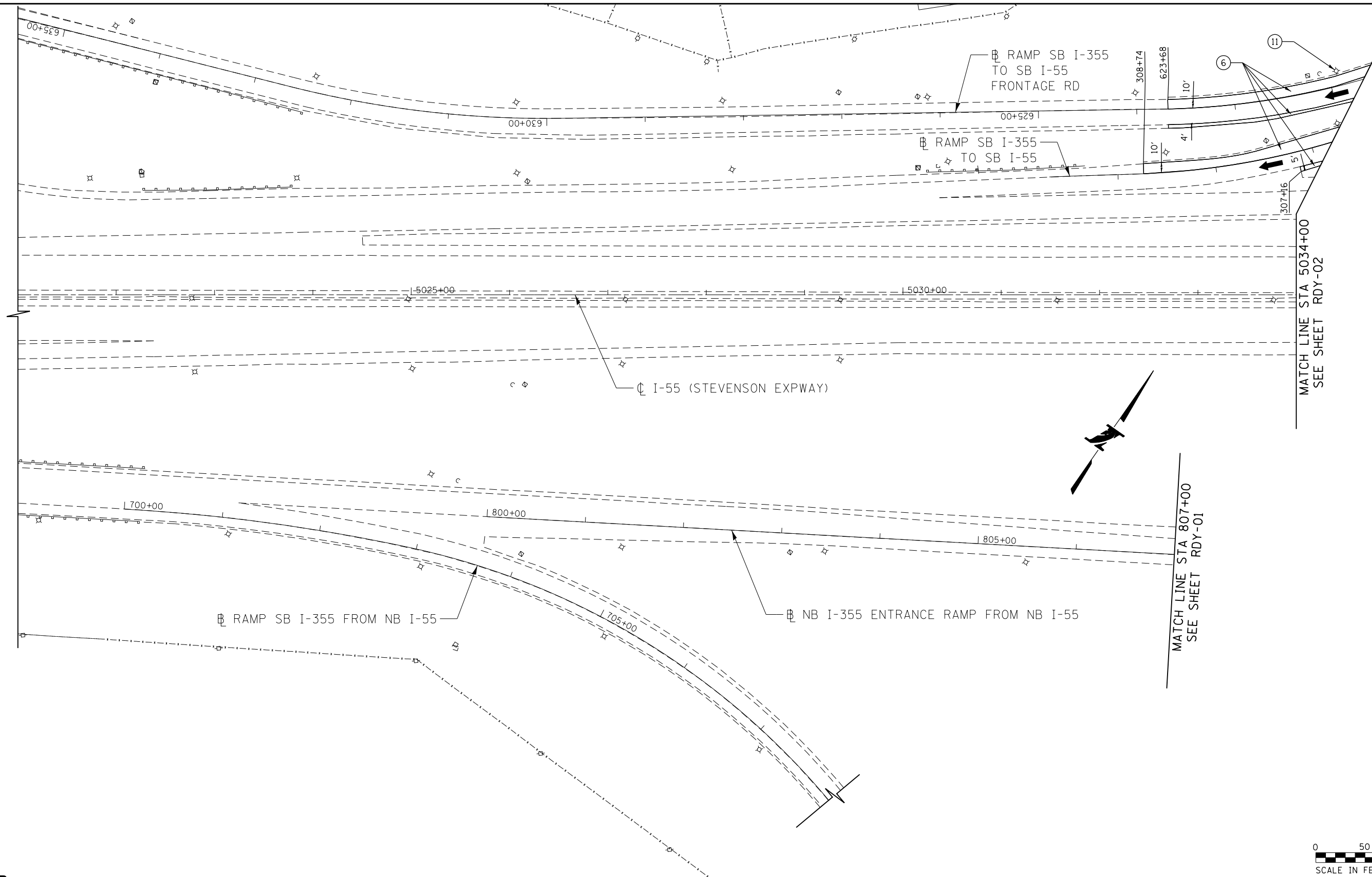


THE ILLINOIS STATE TOLL HIGHWAY AUTHORITY
 2700 OGDEN AVENUE
 DOWNERS GROVE,
 ILLINOIS 60515

REVISIONS		
NO.	DATE	DESCRIPTION

CONTRACT NO. RR-16-4255
 ROADWAY PLAN
 STA 745+00 - STA 759+00
 RDY-02
 DRAWING NO. 427 OF 1517

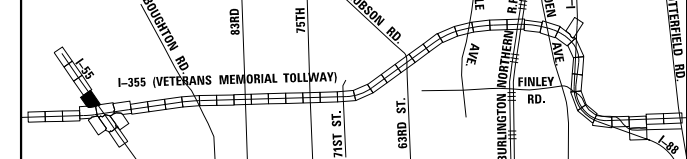
P:\proj\pumar01\primera\chicago\comp\RRCD\Documents\01\Projects\2016\20161616-Veterans Memorial Tollway\Drawings\Current\Drawing Files\4255\Civil\Sheet\255-ah-rdy-03.dgn



LEGEND

- | | | |
|----------------------------------------------------------------------------------------------------------------------------------------------------------------------------------------------------------------------------------------------------------------------------------------------------------------------------------------------------------------------------------------------------------------------------------------------------------------------------------------------------------------------------------------------------------------------------------------------------------------------------------------------------------|----------------------------------------------------------------------------------------------------------------------------------------------------------------------------------------------------------------------------------------------------------------------------------------------------------------------------------------------------------|-------------------------------------------------------------------------------------------------------------------------------------------------------------------------------------------------------------------------------------------------------------------------------------------------|
| <p>① STONE MATRIX WARM MIX ASPHALT SURFACE COURSE, IL-12.5, N80 (JI406048), 1.75"
 STONE MATRIX WARM MIX ASPHALT BINDER COURSE, IL-9.5, N80 (JI406041), 1.50"
 POLYMERIZED WARM MIX LEVELING BINDER (MACHINE METHOD), IL-4.75, N50 (JI406064), 0.75"</p> <p>② STONE MATRIX WARM MIX ASPHALT SURFACE COURSE, IL-12.5, N80 (JI406048), 1.75"
 POLYMERIZED WARM MIX LEVELING BINDER (MACHINE METHOD), IL-4.75, N50 (JI406064), 0.75"</p> <p>③ STONE MATRIX WARM MIX ASPHALT SURFACE COURSE, IL-12.5, N80 (JI406048), 2.00"
 STONE MATRIX WARM MIX ASPHALT BINDER COURSE, IL-12.5, N80 (JI406046), 2.00"</p> | <p>④ STONE MATRIX WARM MIX ASPHALT SURFACE COURSE, IL-12.5, N80 (JI406048), 1.75"</p> <p>⑤ STONE MATRIX WARM MIX ASPHALT SURFACE COURSE, IL-12.5, N80 (JI406048), 2.00"</p> <p>⑥ WARM MIX ASPHALT SURFACE COURSE, MIX "D", N70 (JI406510), 1.75"</p> <p>⑦ ASPHALT SHOULDER RUMBLE STRIP, 16 INCH (JI642014)</p> <p>⑧ BUTT JOINT (SEE ROADWAY DETAIL)</p> | <p>⑨ OVERLAY TRANSITION (SEE ROADWAY DETAIL)</p> <p>⑩ CONCRETE MEDIAN BARRIER TRANSITION, TYPE V-F</p> <p>⑪ GRADING AT LIGHT POLE
 AGGREGATE SHOULDERS SPECIAL, TYPE C (JI481070)
 FILTER FABRIC (28200200)
 SUBGRADE AGGREGATE, SPECIAL (JT313016), 1"</p> |
|----------------------------------------------------------------------------------------------------------------------------------------------------------------------------------------------------------------------------------------------------------------------------------------------------------------------------------------------------------------------------------------------------------------------------------------------------------------------------------------------------------------------------------------------------------------------------------------------------------------------------------------------------------|----------------------------------------------------------------------------------------------------------------------------------------------------------------------------------------------------------------------------------------------------------------------------------------------------------------------------------------------------------|-------------------------------------------------------------------------------------------------------------------------------------------------------------------------------------------------------------------------------------------------------------------------------------------------|

KEY MAP



P:\proj\pnum\01\primera\chicago\comp\PRD\Documents\01\Projects\2016\20161616-Veterans Memorial Tollway\Drawings\Current\Drawings\Files\4255\Civil\Sheet\4255-ah-rdy-04-065.dgn

MATCH LINE
 STA 146+00
 SEE SHEET
 RDY-02

RAMP SB I-355 TO NB I-55

RAMP NB I-355 TO NB I-55

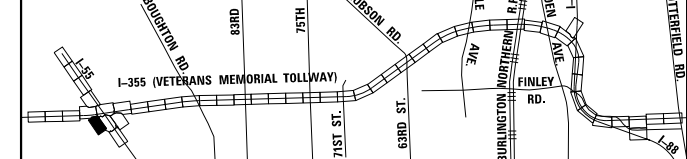


LEGEND

- | | | |
|----------------------------------------------------------------------------------------------------------------------------------------------------------------------------------------------------------------------------------------------------------------------------------------------------------------------------------------------------------------------------------------------------------------------------------------------------------------------------------------------------------------------------------------------------------------------------------------------------------------------------------------------------------|----------------------------------------------------------------------------------------------------------------------------------------------------------------------------------------------------------------------------------------------------------------------------------------------------------------------------------------------------------|-------------------------------------------------------------------------------------------------------------------------------------------------------------------------------------------------------------------------------------------------------------------------------------------------|
| <p>① STONE MATRIX WARM MIX ASPHALT SURFACE COURSE, IL-12.5, N80 (J1406048), 1.75"
 STONE MATRIX WARM MIX ASPHALT BINDER COURSE, IL-9.5, N80 (J1406041), 1.50"
 POLYMERIZED WARM MIX LEVELING BINDER (MACHINE METHOD), IL-4.75, N50 (J1406064), 0.75"</p> <p>② STONE MATRIX WARM MIX ASPHALT SURFACE COURSE, IL-12.5, N80 (J1406048), 1.75"
 POLYMERIZED WARM MIX LEVELING BINDER (MACHINE METHOD), IL-4.75, N50 (J1406064), 0.75"</p> <p>③ STONE MATRIX WARM MIX ASPHALT SURFACE COURSE, IL-12.5, N80 (J1406048), 2.00"
 STONE MATRIX WARM MIX ASPHALT BINDER COURSE, IL-12.5, N80 (J1406046), 2.00"</p> | <p>④ STONE MATRIX WARM MIX ASPHALT SURFACE COURSE, IL-12.5, N80 (J1406048), 1.75"</p> <p>⑤ STONE MATRIX WARM MIX ASPHALT SURFACE COURSE, IL-12.5, N80 (J1406048), 2.00"</p> <p>⑥ WARM MIX ASPHALT SURFACE COURSE, MIX "D", N70 (J1406510), 1.75"</p> <p>⑦ ASPHALT SHOULDER RUMBLE STRIP, 16 INCH (J1642014)</p> <p>⑧ BUTT JOINT (SEE ROADWAY DETAIL)</p> | <p>⑨ OVERLAY TRANSITION (SEE ROADWAY DETAIL)</p> <p>⑩ CONCRETE MEDIAN BARRIER TRANSITION, TYPE V-F</p> <p>⑪ GRADING AT LIGHT POLE
 AGGREGATE SHOULDERS SPECIAL, TYPE C (J1481070)
 FILTER FABRIC (28200200)
 SUBGRADE AGGREGATE, SPECIAL (JT313016), 1"</p> |
|----------------------------------------------------------------------------------------------------------------------------------------------------------------------------------------------------------------------------------------------------------------------------------------------------------------------------------------------------------------------------------------------------------------------------------------------------------------------------------------------------------------------------------------------------------------------------------------------------------------------------------------------------------|----------------------------------------------------------------------------------------------------------------------------------------------------------------------------------------------------------------------------------------------------------------------------------------------------------------------------------------------------------|-------------------------------------------------------------------------------------------------------------------------------------------------------------------------------------------------------------------------------------------------------------------------------------------------|



KEY MAP



DRAWN BY JMR DATE 3/11/2018
 CHECKED BY RJD DATE 3/11/2018

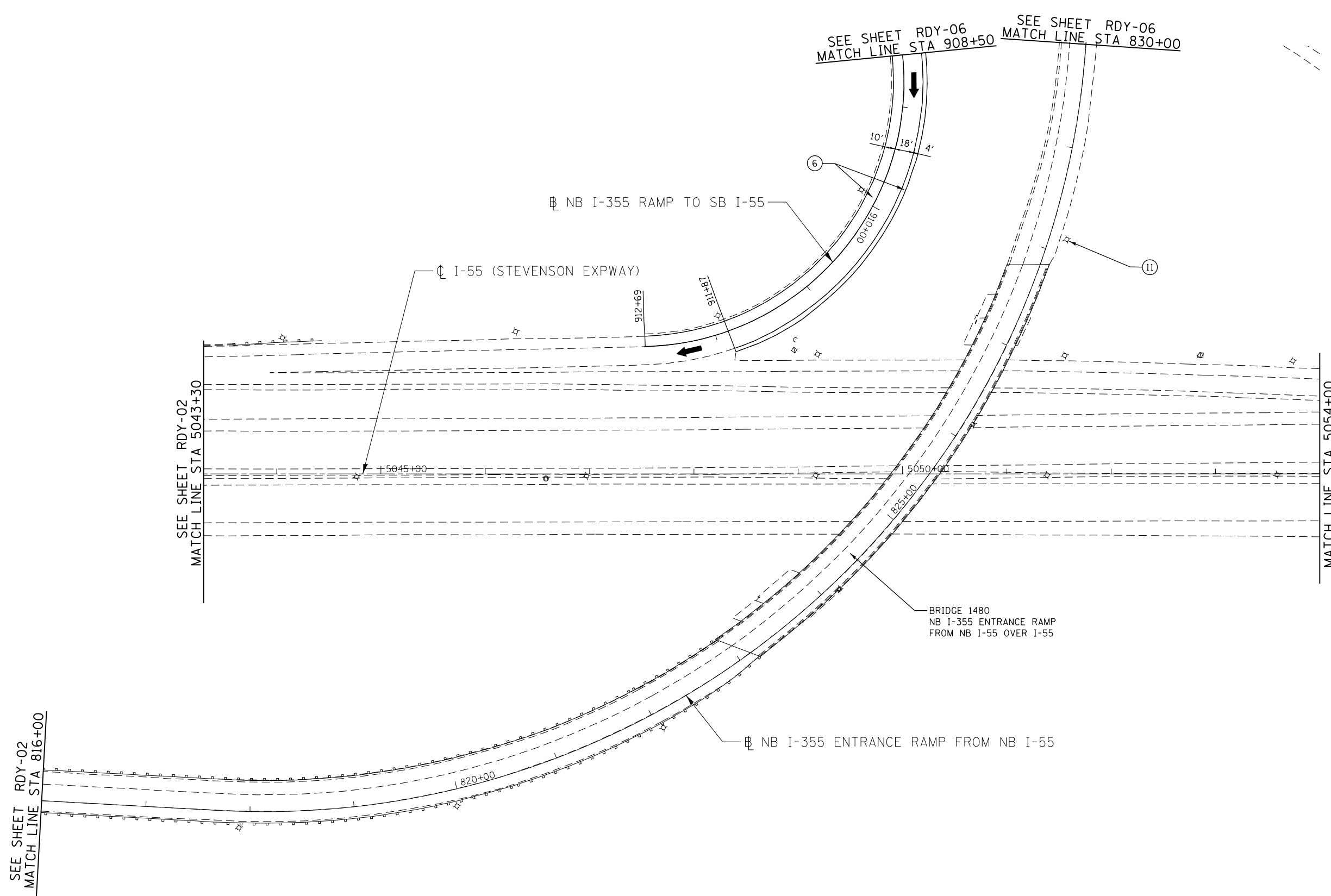


REVISIONS		
NO.	DATE	DESCRIPTION

CONTRACT NO. RR-16-4255
 ROADWAY PLAN
 STA 310+00 - STA 326+00

RDY-04
 DRAWING NO.
 429 OF 1517

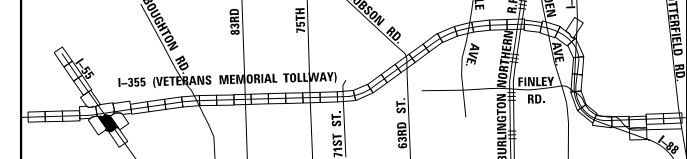
P:\proj\p\p\primera\chicago\comp\RRD\Documents\01\Projects\2016\20161616-Veterans Memorial Tollway\Drawings\Current\Drawings\Files\4255\Civil\Sheet\4255-ah-rdy-rdy-05.dgn



LEGEND

- | | | |
|----------------------------------------------------------------------------------------------------------------------------------------------------------------------------------------------------------------------------------------------------------------------------------------------------------------------------------------------------------------------------------------------------------------------------------------------------------------------------------------------------------------------------------------------------------------------------------------------------------------------|----------------------------------------------------------------------------------------------------------------------------------------------------------------------------------------------------------------------------------------------------------------------------------------------------------------------------------------------------------|----------------------------------------------------------------------------------------------------------------------------------------------------------------------------------------------------------------------------------------------------------------------|
| <p>① STONE MATRIX WARM MIX ASPHALT SURFACE COURSE, IL-12.5, N80 (JI406048), 1.75"
STONE MATRIX WARM MIX ASPHALT BINDER COURSE, IL-9.5, N80 (JI406041), 1.50"
POLYMERIZED WARM MIX LEVELING BINDER (MACHINE METHOD), IL-4.75, N50 (JI406064), 0.75"</p> <p>② STONE MATRIX WARM MIX ASPHALT SURFACE COURSE, IL-12.5, N80 (JI406048), 1.75"
POLYMERIZED WARM MIX LEVELING BINDER (MACHINE METHOD), IL-4.75, N50 (JI406064), 0.75"</p> <p>③ STONE MATRIX WARM MIX ASPHALT SURFACE COURSE, IL-12.5, N80 (JI406048), 2.00"
STONE MATRIX WARM MIX ASPHALT BINDER COURSE, IL-12.5, N80 (JI406046), 2.00"</p> | <p>④ STONE MATRIX WARM MIX ASPHALT SURFACE COURSE, IL-12.5, N80 (JI406048), 1.75"</p> <p>⑤ STONE MATRIX WARM MIX ASPHALT SURFACE COURSE, IL-12.5, N80 (JI406048), 2.00"</p> <p>⑥ WARM MIX ASPHALT SURFACE COURSE, MIX "D", N70 (JI406510), 1.75"</p> <p>⑦ ASPHALT SHOULDER RUMBLE STRIP, 16 INCH (JI642014)</p> <p>⑧ BUTT JOINT (SEE ROADWAY DETAIL)</p> | <p>⑨ OVERLAY TRANSITION (SEE ROADWAY DETAIL)</p> <p>⑩ CONCRETE MEDIAN BARRIER TRANSITION, TYPE V-F</p> <p>⑪ GRADING AT LIGHT POLE
AGGREGATE SHOULDERS SPECIAL, TYPE C (JI481070)
FILTER FABRIC (28200200)
SUBGRADE AGGREGATE, SPECIAL (JT313016), 1"</p> |
|----------------------------------------------------------------------------------------------------------------------------------------------------------------------------------------------------------------------------------------------------------------------------------------------------------------------------------------------------------------------------------------------------------------------------------------------------------------------------------------------------------------------------------------------------------------------------------------------------------------------|----------------------------------------------------------------------------------------------------------------------------------------------------------------------------------------------------------------------------------------------------------------------------------------------------------------------------------------------------------|----------------------------------------------------------------------------------------------------------------------------------------------------------------------------------------------------------------------------------------------------------------------|

KEY MAP



DRAWN BY JMR DATE 3/11/2018
 CHECKED BY RJD DATE 3/11/2018



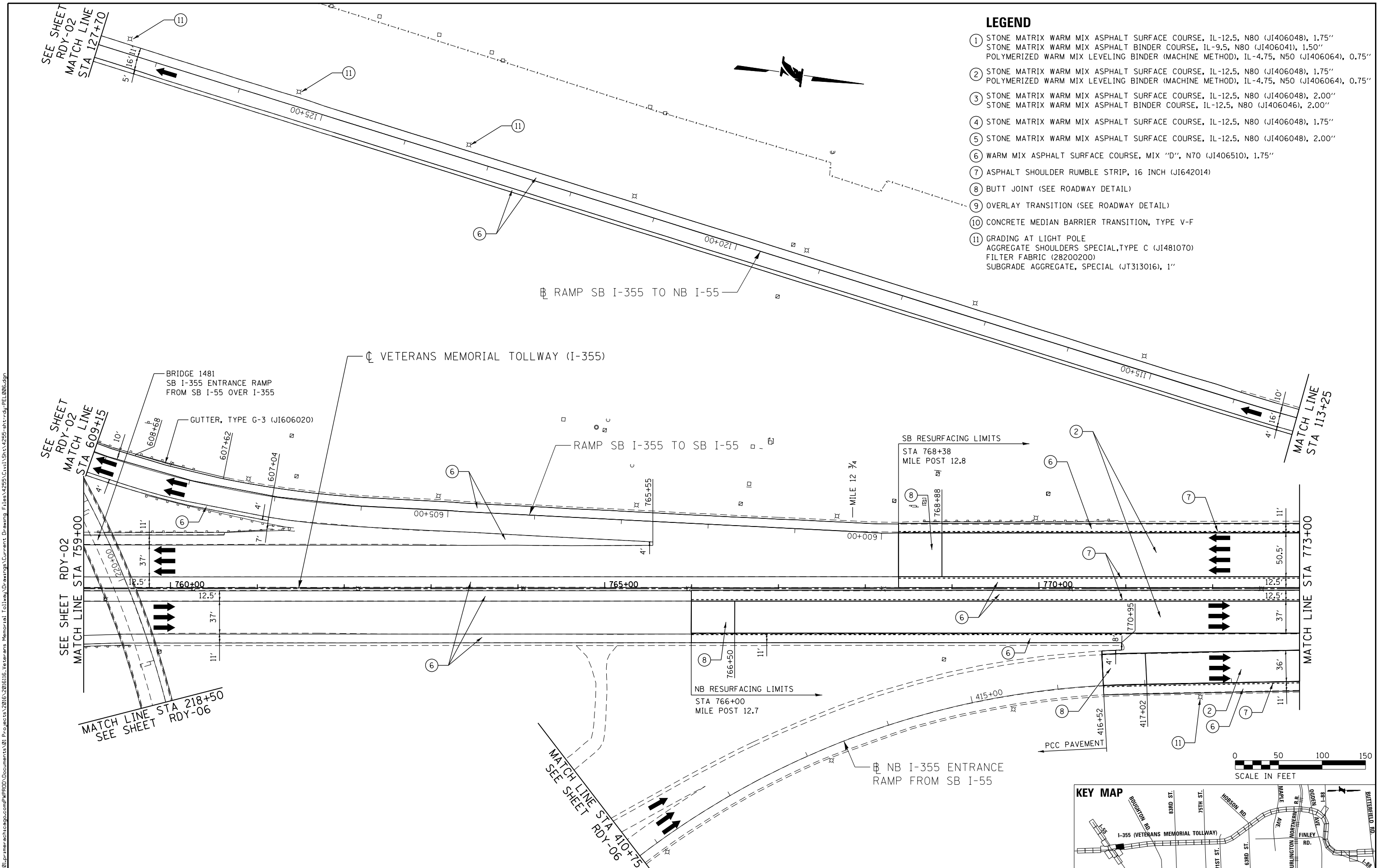
REVISIONS	
NO.	DESCRIPTION

CONTRACT NO. RR-16-4255
 ROADWAY PLAN
 STA 5034+30 - STA 5054+00

RDY-05
 DRAWING NO.
 430 OF 1517

LEGEND

- ① STONE MATRIX WARM MIX ASPHALT SURFACE COURSE, IL-12.5, N80 (JI406048), 1.75"
- ② STONE MATRIX WARM MIX ASPHALT BINDER COURSE, IL-9.5, N80 (JI406041), 1.50"
- ③ POLYMERIZED WARM MIX LEVELING BINDER (MACHINE METHOD), IL-4.75, N50 (JI406064), 0.75"
- ④ STONE MATRIX WARM MIX ASPHALT SURFACE COURSE, IL-12.5, N80 (JI406048), 1.75"
- ⑤ POLYMERIZED WARM MIX LEVELING BINDER (MACHINE METHOD), IL-4.75, N50 (JI406064), 0.75"
- ⑥ STONE MATRIX WARM MIX ASPHALT SURFACE COURSE, IL-12.5, N80 (JI406048), 2.00"
- ⑦ STONE MATRIX WARM MIX ASPHALT BINDER COURSE, IL-12.5, N80 (JI406046), 2.00"
- ⑧ STONE MATRIX WARM MIX ASPHALT SURFACE COURSE, IL-12.5, N80 (JI406048), 1.75"
- ⑨ STONE MATRIX WARM MIX ASPHALT SURFACE COURSE, IL-12.5, N80 (JI406048), 2.00"
- ⑩ WARM MIX ASPHALT SURFACE COURSE, MIX "D", N70 (JI406510), 1.75"
- ⑪ ASPHALT SHOULDER RUMBLE STRIP, 16 INCH (JI642014)
- ⑫ BUTT JOINT (SEE ROADWAY DETAIL)
- ⑬ OVERLAY TRANSITION (SEE ROADWAY DETAIL)
- ⑭ CONCRETE MEDIAN BARRIER TRANSITION, TYPE V-F
- ⑮ GRADING AT LIGHT POLE
- ⑯ AGGREGATE SHOULDERS SPECIAL, TYPE C (JI481070)
- ⑰ FILTER FABRIC (28200200)
- ⑱ SUBGRADE AGGREGATE, SPECIAL (JT313016), 1"



DRAWN BY JMR DATE 3/11/2018
 CHECKED BY RJD DATE 3/11/2018



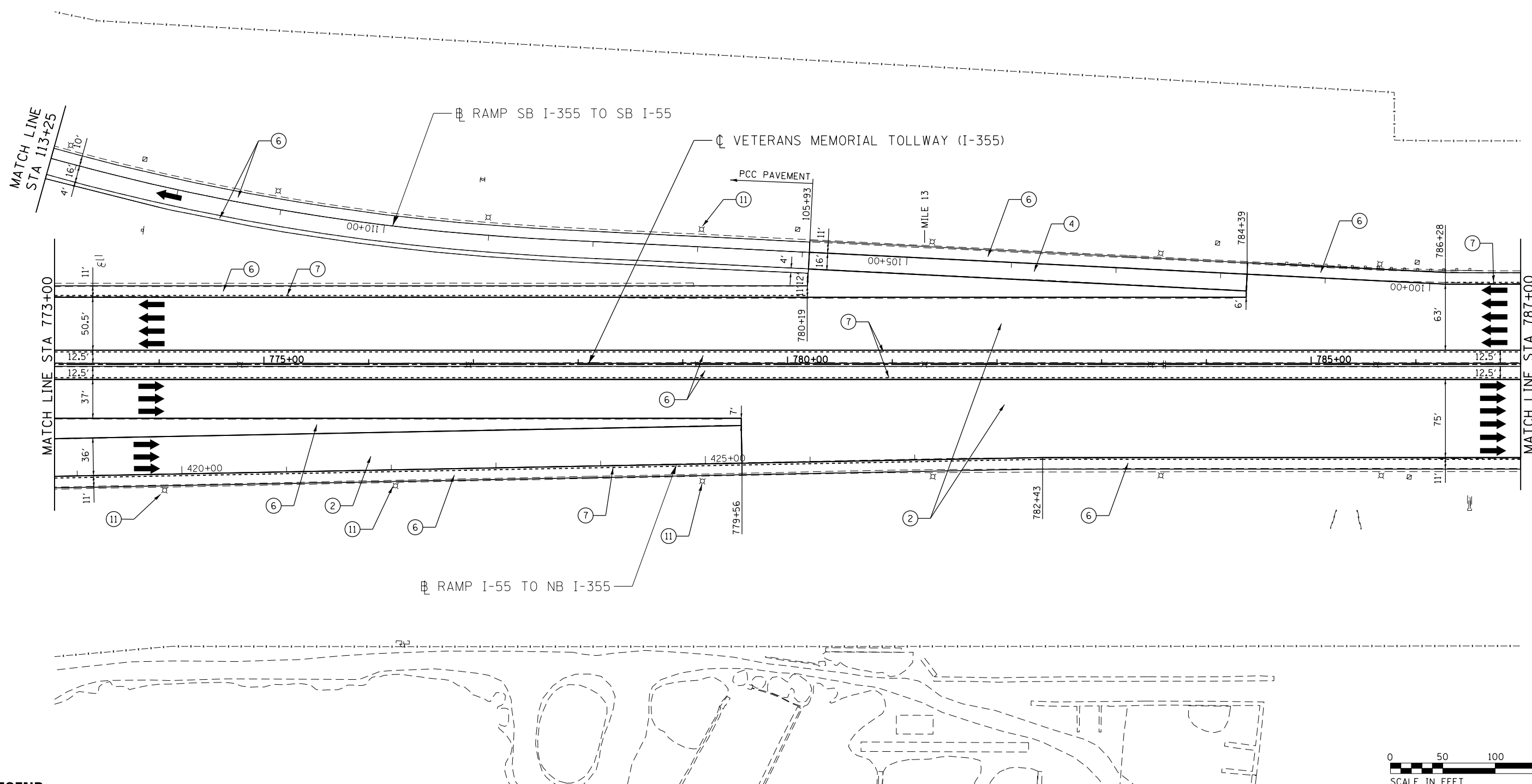
THE ILLINOIS STATE TOLL HIGHWAY AUTHORITY
 2700 OGDEN AVENUE
 DOWNERS GROVE,
 ILLINOIS 60515

REVISIONS	
NO.	DESCRIPTION

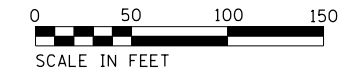
CONTRACT NO. RR-16-4255
 ROADWAY PLAN
 STA 759+00 - STA 773+00

RDY-07
 DRAWING NO.
 432 OF 1517

P:\proj\p01\primera\chicago\proj\RDY\Documents\01\Projects\2016\20161616-Veterans Memorial Tollway\Drawings\Current\Drawings\Files\4255\Civil\Sheet\4255-ah-rdy-07-PEL006.dgn



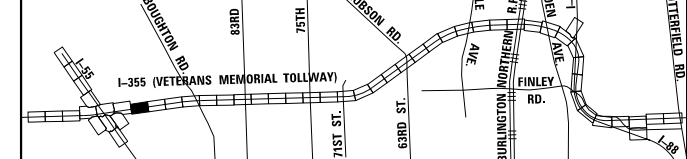
P:\proj\p01\primera\chicago\comp\RRD\Documents\01\Projects\2016\20161616_Veterans Memorial Tollway\Drawings\Current\Drawings\Files\4255\Civil\Sheet\255-ah-rdy-PEL007.dgn



LEGEND

- | | | |
|----------------------------------------------------------------------------------------------------------------------------------------------------------------------------------------------------------------------------------------------------------------------------------------------------------------------------------------------------------------------------------------------------------------------------------------------------------------------------------------------------------------------------------------------------------------------------------------------------------------------------------------------------------|----------------------------------------------------------------------------------------------------------------------------------------------------------------------------------------------------------------------------------------------------------------------------------------------------------------------------------------------------------|-------------------------------------------------------------------------------------------------------------------------------------------------------------------------------------------------------------------------------------------------------------------------------------------------|
| <p>① STONE MATRIX WARM MIX ASPHALT SURFACE COURSE, IL-12.5, N80 (J1406048), 1.75"
 STONE MATRIX WARM MIX ASPHALT BINDER COURSE, IL-9.5, N80 (J1406041), 1.50"
 POLYMERIZED WARM MIX LEVELING BINDER (MACHINE METHOD), IL-4.75, N50 (J1406064), 0.75"</p> <p>② STONE MATRIX WARM MIX ASPHALT SURFACE COURSE, IL-12.5, N80 (J1406048), 1.75"
 POLYMERIZED WARM MIX LEVELING BINDER (MACHINE METHOD), IL-4.75, N50 (J1406064), 0.75"</p> <p>③ STONE MATRIX WARM MIX ASPHALT SURFACE COURSE, IL-12.5, N80 (J1406048), 2.00"
 STONE MATRIX WARM MIX ASPHALT BINDER COURSE, IL-12.5, N80 (J1406046), 2.00"</p> | <p>④ STONE MATRIX WARM MIX ASPHALT SURFACE COURSE, IL-12.5, N80 (J1406048), 1.75"</p> <p>⑤ STONE MATRIX WARM MIX ASPHALT SURFACE COURSE, IL-12.5, N80 (J1406048), 2.00"</p> <p>⑥ WARM MIX ASPHALT SURFACE COURSE, MIX "D", N70 (J1406510), 1.75"</p> <p>⑦ ASPHALT SHOULDER RUMBLE STRIP, 16 INCH (J1642014)</p> <p>⑧ BUTT JOINT (SEE ROADWAY DETAIL)</p> | <p>⑨ OVERLAY TRANSITION (SEE ROADWAY DETAIL)</p> <p>⑩ CONCRETE MEDIAN BARRIER TRANSITION, TYPE V-F</p> <p>⑪ GRADING AT LIGHT POLE
 AGGREGATE SHOULDERS SPECIAL, TYPE C (J1481070)
 FILTER FABRIC (28200200)
 SUBGRADE AGGREGATE, SPECIAL (JT313016), 1"</p> |
|----------------------------------------------------------------------------------------------------------------------------------------------------------------------------------------------------------------------------------------------------------------------------------------------------------------------------------------------------------------------------------------------------------------------------------------------------------------------------------------------------------------------------------------------------------------------------------------------------------------------------------------------------------|----------------------------------------------------------------------------------------------------------------------------------------------------------------------------------------------------------------------------------------------------------------------------------------------------------------------------------------------------------|-------------------------------------------------------------------------------------------------------------------------------------------------------------------------------------------------------------------------------------------------------------------------------------------------|

KEY MAP



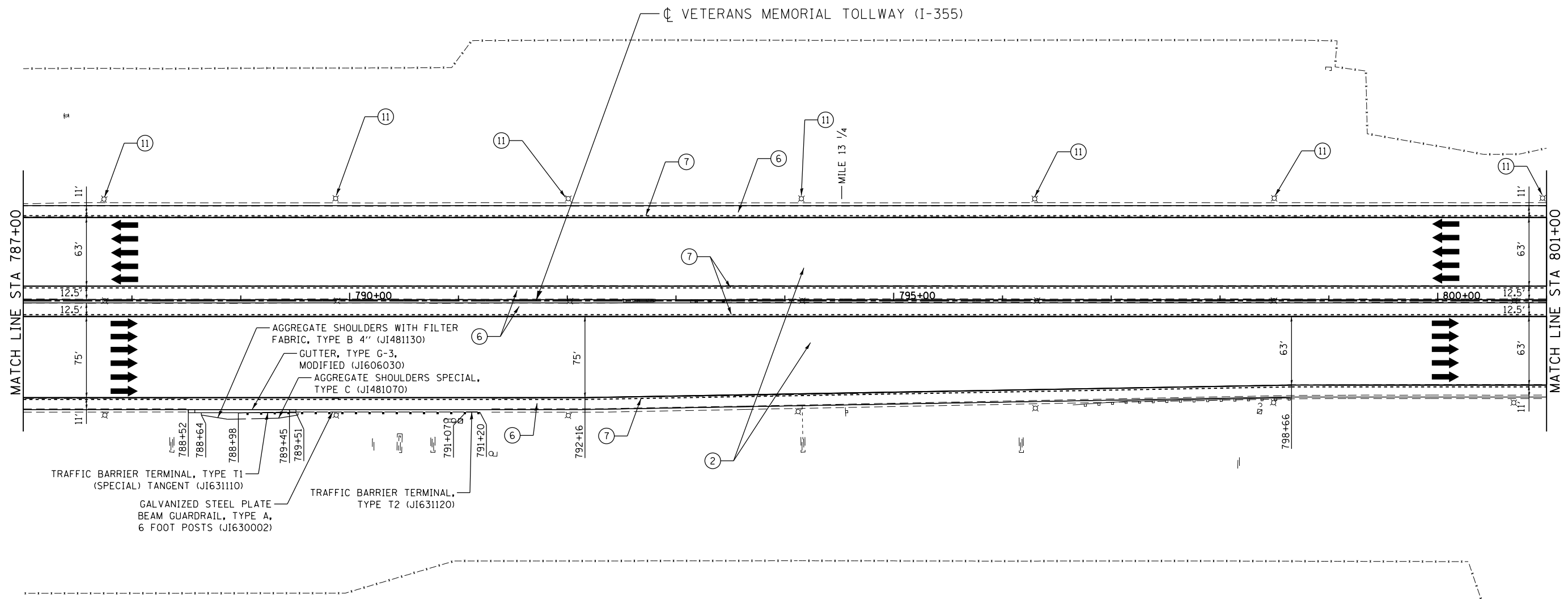
DRAWN BY JMR DATE 3/11/2018
 CHECKED BY RJD DATE 3/11/2018



REVISIONS	
NO.	DESCRIPTION

CONTRACT NO. RR-16-4255
 ROADWAY PLAN
 STA 773+00 - STA 787+00

RDY-08
 DRAWING NO.
 433 OF 1517



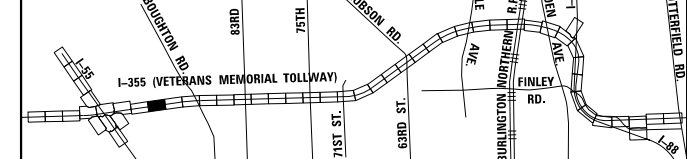
P:\proj\p\p\primera\chicago\comp\PRD\Documents\01\Projects\2016\20161616_Veterans Memorial Tollway\Drawings\Current\Drawings\Files\4255\Civil\Sheet\255-ah-rdy-PEL008.dgn



LEGEND

- | | | |
|------------------------------------------------------------------------------------------------------------------------------------------------------------------------------------------------------------------------------------------------------------------------------------------------------------------------------------------------------------------------------------------------------------------------------------------------------------------------------------------------------------------------------------------------------------------------------------------------------------------------------------------------------------------------------------------|----------------------------------------------------------------------------------------------------------------------------------------------------------------------------------------------------------------------------------------------------------------------------------------------------------------------------------------------------------|-------------------------------------------------------------------------------------------------------------------------------------------------------------------------------------------------------------------------------------------------------------------------------------------------------------------------|
| <p>① STONE MATRIX WARM MIX ASPHALT SURFACE COURSE, IL-12.5, N80 (JI406048), 1.75"
 STONE MATRIX WARM MIX ASPHALT BINDER COURSE, IL-9.5, N80 (JI406041), 1.50"
 POLYMERIZED WARM MIX LEVELING BINDER (MACHINE METHOD), IL-4.75, N50 (JI406064), 0.75"</p> <p>② STONE MATRIX WARM MIX ASPHALT SURFACE COURSE, IL-12.5, N80 (JI406048), 1.75"
 POLYMERIZED WARM MIX LEVELING BINDER (MACHINE METHOD), IL-4.75, N50 (JI406064), 0.75"</p> <p>③ STONE MATRIX WARM MIX ASPHALT SURFACE COURSE, IL-12.5, N80 (JI406048), 2.00"
 STONE MATRIX WARM MIX ASPHALT BINDER COURSE, IL-12.5, N80 (JI406046), 2.00"</p> | <p>④ STONE MATRIX WARM MIX ASPHALT SURFACE COURSE, IL-12.5, N80 (JI406048), 1.75"</p> <p>⑤ STONE MATRIX WARM MIX ASPHALT SURFACE COURSE, IL-12.5, N80 (JI406048), 2.00"</p> <p>⑥ WARM MIX ASPHALT SURFACE COURSE, MIX "D", N70 (JI406510), 1.75"</p> <p>⑦ ASPHALT SHOULDER RUMBLE STRIP, 16 INCH (JI642014)</p> <p>⑧ BUTT JOINT (SEE ROADWAY DETAIL)</p> | <p>⑨ OVERLAY TRANSITION (SEE ROADWAY DETAIL)</p> <p>⑩ CONCRETE MEDIAN BARRIER TRANSITION, TYPE V-F</p> <p>⑪ GRADING AT LIGHT POLE
 AGGREGATE SHOULDERS SPECIAL, TYPE C (JI481070)
 FILTER FABRIC (28200200)
 SUBGRADE AGGREGATE, SPECIAL (JT313016), 1"</p> |
|------------------------------------------------------------------------------------------------------------------------------------------------------------------------------------------------------------------------------------------------------------------------------------------------------------------------------------------------------------------------------------------------------------------------------------------------------------------------------------------------------------------------------------------------------------------------------------------------------------------------------------------------------------------------------------------|----------------------------------------------------------------------------------------------------------------------------------------------------------------------------------------------------------------------------------------------------------------------------------------------------------------------------------------------------------|-------------------------------------------------------------------------------------------------------------------------------------------------------------------------------------------------------------------------------------------------------------------------------------------------------------------------|

KEY MAP



DRAWN BY JMR DATE 3/11/2018
 CHECKED BY RJD DATE 3/11/2018

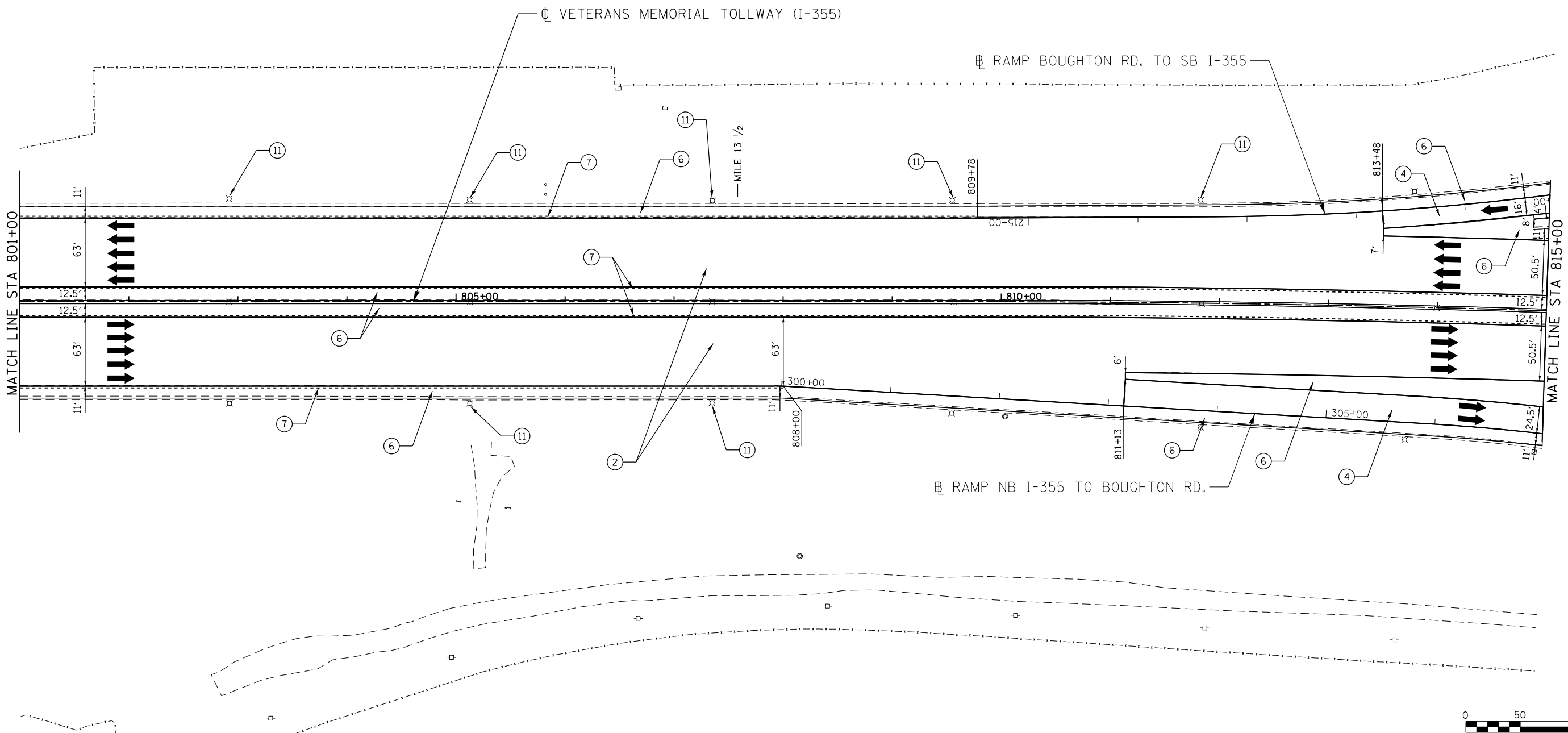


THE ILLINOIS STATE TOLL HIGHWAY AUTHORITY
 2700 OGDEN AVENUE
 DOWNERS GROVE,
 ILLINOIS 60515

REVISIONS	
NO.	DESCRIPTION

CONTRACT NO. RR-16-4255
 ROADWAY PLAN
 STA 787+00 - STA 801+00

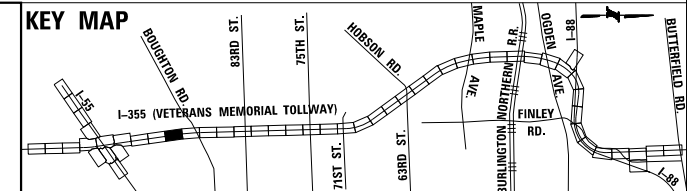
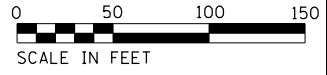
RDY-09
 DRAWING NO.
 434 OF 1517



P:\proj\p001\primera\chicago\comp\PRCD\Documents\01\Projects\2016\20161616-Veterans Memorial Tollway\Drawings\Current\Drawing Files\42255\Civil\Sheet\2255-ah-rdy-PEL009.dgn

LEGEND

- | | | |
|----------------------------------------------------------------------------------------------------------------------------------------------------------------------------------------------------------------------------------------------------------------------------------------------------------------------------------------------------------------------------------------------------------------------------------------------------------------------------------------------------------------------------------------------------------------------------------------------------------------------------------------------------------|----------------------------------------------------------------------------------------------------------------------------------------------------------------------------------------------------------------------------------------------------------------------------------------------------------------------------------------------------------|-------------------------------------------------------------------------------------------------------------------------------------------------------------------------------------------------------------------------------------------------------------------------------------------------|
| <p>① STONE MATRIX WARM MIX ASPHALT SURFACE COURSE, IL-12.5, N80 (JI406048), 1.75"
 STONE MATRIX WARM MIX ASPHALT BINDER COURSE, IL-9.5, N80 (JI406041), 1.50"
 POLYMERIZED WARM MIX LEVELING BINDER (MACHINE METHOD), IL-4.75, N50 (JI406064), 0.75"</p> <p>② STONE MATRIX WARM MIX ASPHALT SURFACE COURSE, IL-12.5, N80 (JI406048), 1.75"
 POLYMERIZED WARM MIX LEVELING BINDER (MACHINE METHOD), IL-4.75, N50 (JI406064), 0.75"</p> <p>③ STONE MATRIX WARM MIX ASPHALT SURFACE COURSE, IL-12.5, N80 (JI406048), 2.00"
 STONE MATRIX WARM MIX ASPHALT BINDER COURSE, IL-12.5, N80 (JI406046), 2.00"</p> | <p>④ STONE MATRIX WARM MIX ASPHALT SURFACE COURSE, IL-12.5, N80 (JI406048), 1.75"</p> <p>⑤ STONE MATRIX WARM MIX ASPHALT SURFACE COURSE, IL-12.5, N80 (JI406048), 2.00"</p> <p>⑥ WARM MIX ASPHALT SURFACE COURSE, MIX "D", N70 (JI406510), 1.75"</p> <p>⑦ ASPHALT SHOULDER RUMBLE STRIP, 16 INCH (JI642014)</p> <p>⑧ BUTT JOINT (SEE ROADWAY DETAIL)</p> | <p>⑨ OVERLAY TRANSITION (SEE ROADWAY DETAIL)</p> <p>⑩ CONCRETE MEDIAN BARRIER TRANSITION, TYPE V-F</p> <p>⑪ GRADING AT LIGHT POLE
 AGGREGATE SHOULDERS SPECIAL, TYPE C (JI481070)
 FILTER FABRIC (28200200)
 SUBGRADE AGGREGATE, SPECIAL (JT313016), 1"</p> |
|----------------------------------------------------------------------------------------------------------------------------------------------------------------------------------------------------------------------------------------------------------------------------------------------------------------------------------------------------------------------------------------------------------------------------------------------------------------------------------------------------------------------------------------------------------------------------------------------------------------------------------------------------------|----------------------------------------------------------------------------------------------------------------------------------------------------------------------------------------------------------------------------------------------------------------------------------------------------------------------------------------------------------|-------------------------------------------------------------------------------------------------------------------------------------------------------------------------------------------------------------------------------------------------------------------------------------------------|



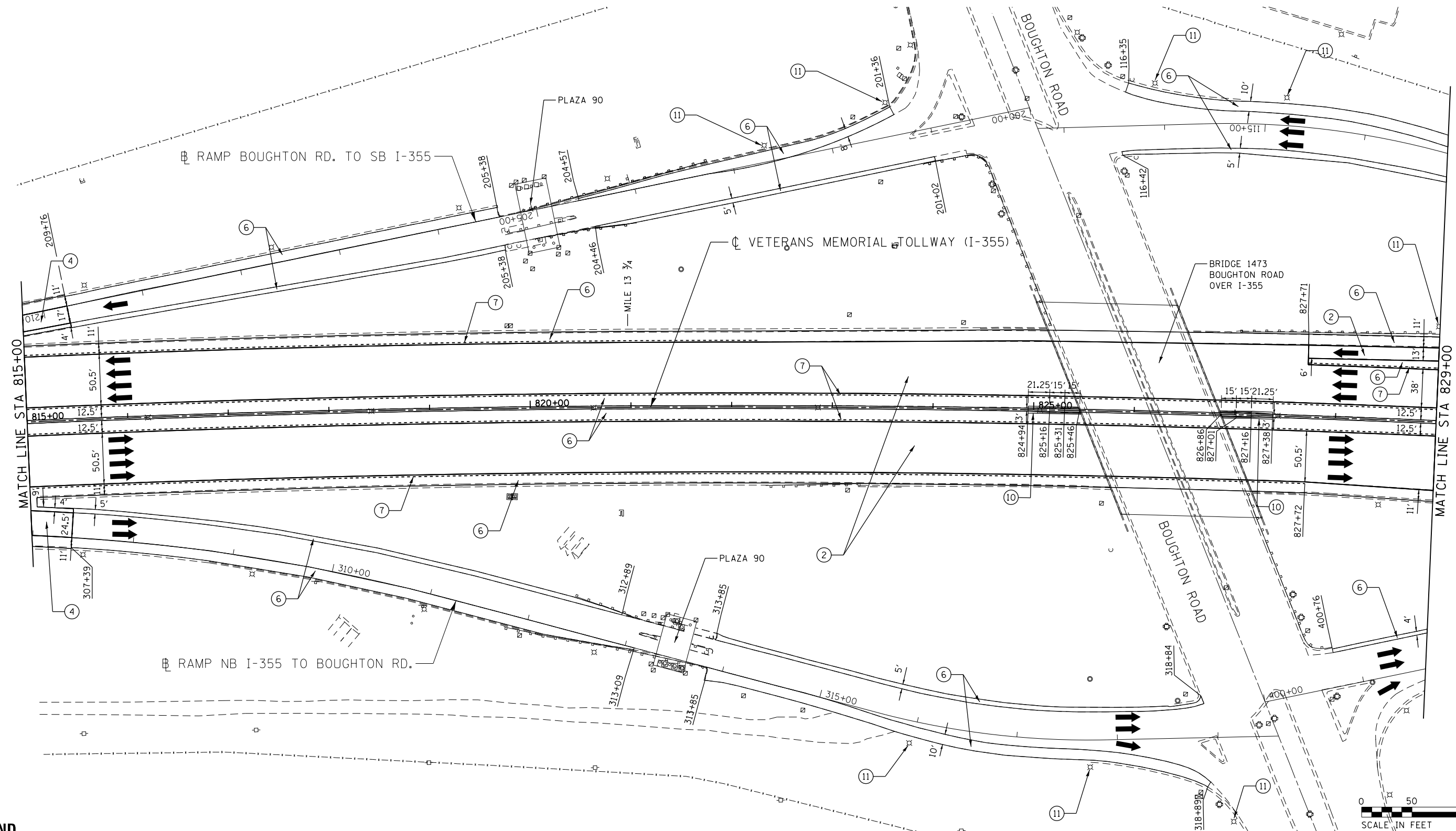
DRAWN BY JMR DATE 3/11/2018
 CHECKED BY RJD DATE 3/11/2018



REVISIONS	
NO.	DESCRIPTION

CONTRACT NO. RR-16-4255
 ROADWAY PLAN
 STA 801+00 - STA 815+00

RDY-10
 DRAWING NO.
 435 OF 1517

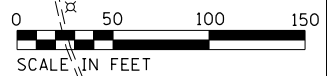
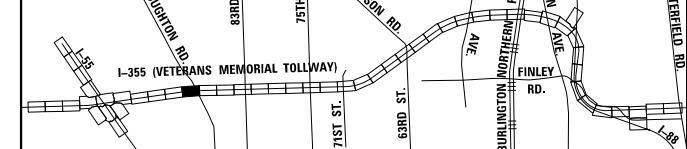


P:\proj\pamarr01\primera\chicago\comp\PRQD\Documents\01\Projects\2016\20161616-Veterans Memorial Tollway\Drawings\Current\Drawings\Files\4255\Civil\Sheet\4255-ah-rdy-11-PEL010.dgn

LEGEND

- | | | |
|----------------------------------------------------------------------------------------------------------------------------------------------------------------------------------------------------------------------------------------------------------------------------------------------------------------------------------------------------------------------------------------------------------------------------------------------------------------------------------------------------------------------------------------------------------------------------------------------------------------------------------------------------------|----------------------------------------------------------------------------------------------------------------------------------------------------------------------------------------------------------------------------------------------------------------------------------------------------------------------------------------------------------|-------------------------------------------------------------------------------------------------------------------------------------------------------------------------------------------------------------------------------------------------------------------------------------------------|
| <p>① STONE MATRIX WARM MIX ASPHALT SURFACE COURSE, IL-12.5, N80 (JI406048), 1.75"
 STONE MATRIX WARM MIX ASPHALT BINDER COURSE, IL-9.5, N80 (JI406041), 1.50"
 POLYMERIZED WARM MIX LEVELING BINDER (MACHINE METHOD), IL-4.75, N50 (JI406064), 0.75"</p> <p>② STONE MATRIX WARM MIX ASPHALT SURFACE COURSE, IL-12.5, N80 (JI406048), 1.75"
 POLYMERIZED WARM MIX LEVELING BINDER (MACHINE METHOD), IL-4.75, N50 (JI406064), 0.75"</p> <p>③ STONE MATRIX WARM MIX ASPHALT SURFACE COURSE, IL-12.5, N80 (JI406048), 2.00"
 STONE MATRIX WARM MIX ASPHALT BINDER COURSE, IL-12.5, N80 (JI406046), 2.00"</p> | <p>④ STONE MATRIX WARM MIX ASPHALT SURFACE COURSE, IL-12.5, N80 (JI406048), 1.75"</p> <p>⑤ STONE MATRIX WARM MIX ASPHALT SURFACE COURSE, IL-12.5, N80 (JI406048), 2.00"</p> <p>⑥ WARM MIX ASPHALT SURFACE COURSE, MIX "D", N70 (JI406510), 1.75"</p> <p>⑦ ASPHALT SHOULDER RUMBLE STRIP, 16 INCH (JI642014)</p> <p>⑧ BUTT JOINT (SEE ROADWAY DETAIL)</p> | <p>⑨ OVERLAY TRANSITION (SEE ROADWAY DETAIL)</p> <p>⑩ CONCRETE MEDIAN BARRIER TRANSITION, TYPE V-F</p> <p>⑪ GRADING AT LIGHT POLE
 AGGREGATE SHOULDERS SPECIAL, TYPE C (JI481070)
 FILTER FABRIC (28200200)
 SUBGRADE AGGREGATE, SPECIAL (JT313016), 1"</p> |
|----------------------------------------------------------------------------------------------------------------------------------------------------------------------------------------------------------------------------------------------------------------------------------------------------------------------------------------------------------------------------------------------------------------------------------------------------------------------------------------------------------------------------------------------------------------------------------------------------------------------------------------------------------|----------------------------------------------------------------------------------------------------------------------------------------------------------------------------------------------------------------------------------------------------------------------------------------------------------------------------------------------------------|-------------------------------------------------------------------------------------------------------------------------------------------------------------------------------------------------------------------------------------------------------------------------------------------------|

KEY MAP

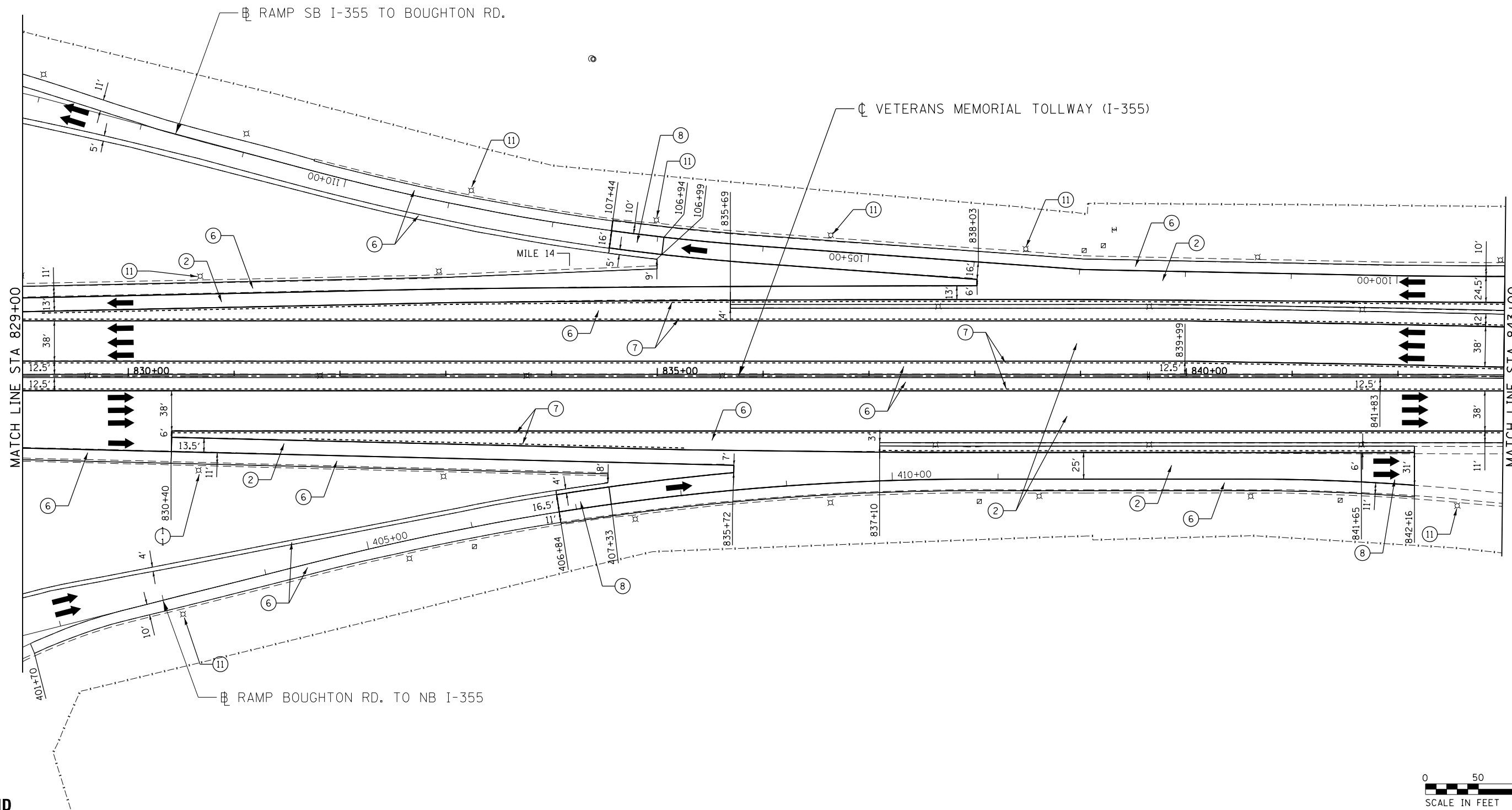


DRAWN BY JMR DATE 3/11/2018
 CHECKED BY RJD DATE 3/11/2018



REVISIONS		
NO.	DATE	DESCRIPTION

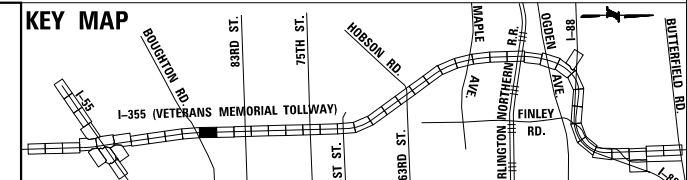
CONTRACT NO. RR-16-4255 ROADWAY PLAN STA 815+00 - STA 829+00	RDY-11 DRAWING NO. 436 OF 1517
--------------------------------------------------------------------	--------------------------------------



P:\projects\2016\20161616 - Veterans Memorial Tollway\Drawings\Current Drawings\Files\4255\Civil\Sheet\255-ah-rdy-PEL01.dgn
 P:\projects\2016\20161616 - Veterans Memorial Tollway\Drawings\Current Drawings\Files\4255\Civil\Sheet\255-ah-rdy-PEL01.dgn

LEGEND

- ① STONE MATRIX WARM MIX ASPHALT SURFACE COURSE, IL-12.5, N80 (JI406048), 1.75"
STONE MATRIX WARM MIX ASPHALT BINDER COURSE, IL-9.5, N80 (JI406041), 1.50"
POLYMERIZED WARM MIX LEVELING BINDER (MACHINE METHOD), IL-4.75, N50 (JI406064), 0.75"
- ② STONE MATRIX WARM MIX ASPHALT SURFACE COURSE, IL-12.5, N80 (JI406048), 1.75"
POLYMERIZED WARM MIX LEVELING BINDER (MACHINE METHOD), IL-4.75, N50 (JI406064), 0.75"
- ③ STONE MATRIX WARM MIX ASPHALT SURFACE COURSE, IL-12.5, N80 (JI406048), 2.00"
STONE MATRIX WARM MIX ASPHALT BINDER COURSE, IL-12.5, N80 (JI406046), 2.00"
- ④ STONE MATRIX WARM MIX ASPHALT SURFACE COURSE, IL-12.5, N80 (JI406048), 1.75"
- ⑤ STONE MATRIX WARM MIX ASPHALT SURFACE COURSE, IL-12.5, N80 (JI406048), 2.00"
- ⑥ WARM MIX ASPHALT SURFACE COURSE, MIX "D", N70 (JI406510), 1.75"
- ⑦ ASPHALT SHOULDER RUMBLE STRIP, 16 INCH (JI642014)
- ⑧ BUTT JOINT (SEE ROADWAY DETAIL)
- ⑨ OVERLAY TRANSITION (SEE ROADWAY DETAIL)
- ⑩ CONCRETE MEDIAN BARRIER TRANSITION, TYPE V-F
- ⑪ GRADING AT LIGHT POLE
AGGREGATE SHOULDERS SPECIAL, TYPE C (JI481070)
FILTER FABRIC (28200200)
SUBGRADE AGGREGATE, SPECIAL (JT313016), 1"

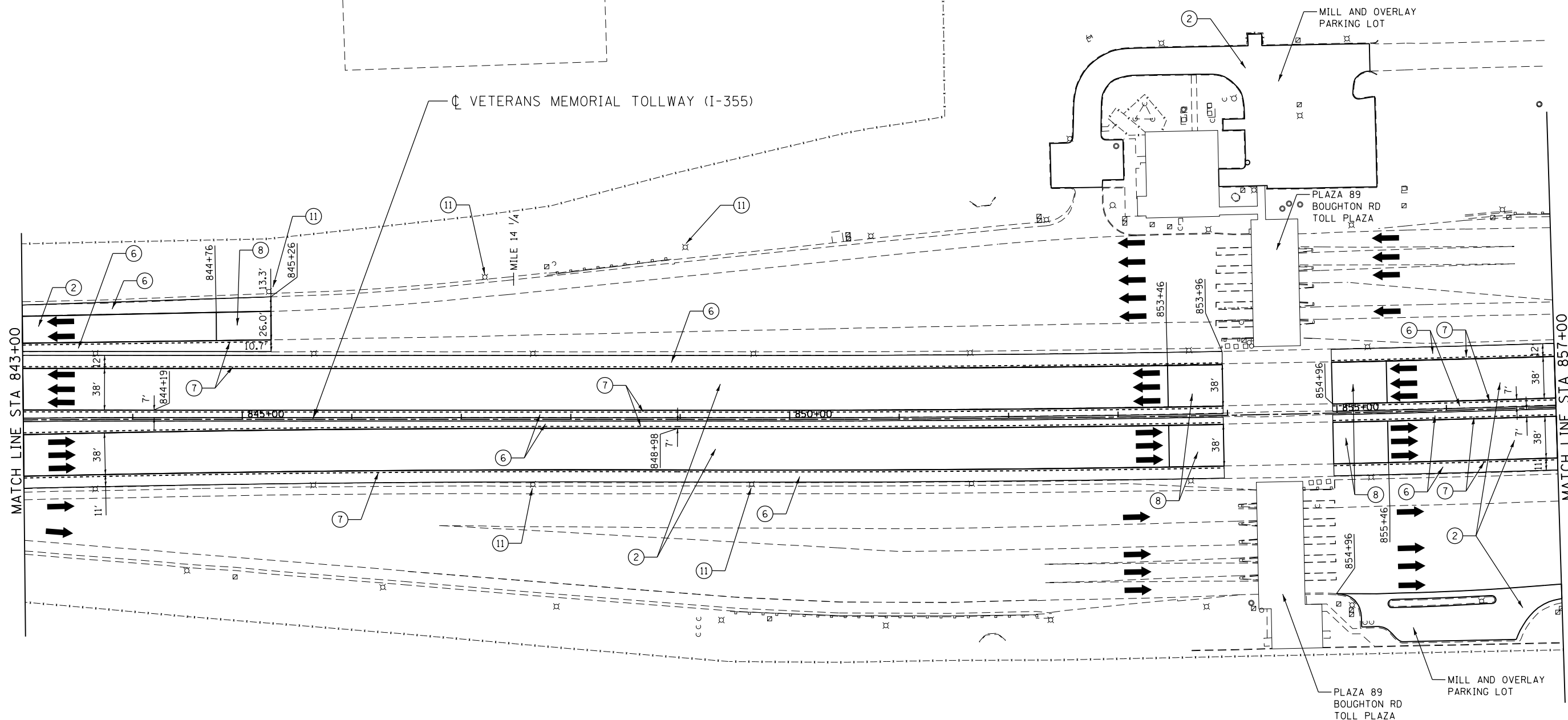


DRAWN BY JMR DATE 3/11/2018
 CHECKED BY RJD DATE 3/11/2018



REVISIONS	
NO.	DATE

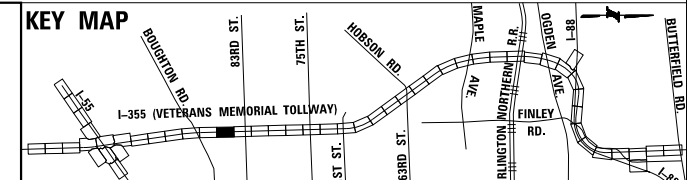
CONTRACT NO. RR-16-4255
 ROADWAY PLAN
 STA 829+00 - STA 843+00
 RDY-12
 DRAWING NO. 437 OF 1517



P:\proj\pumar01\primera\chicago\comp\PRCD\Documents\01\Projects\2016\20161616_Veterans Memorial Tollway\Drawings\Current\Drawing Files\4255\Civil\Sheet\4255-ah-rdy-REL012.dgn

LEGEND

- | | | |
|----------------------------------------------------------------------------------------------------------------------------------------------------------------------------------------------------------------------------------------------------------------------------------------------------------------------------------------------------------------------------------------------------------------------------------------------------------------------------------------------------------------------------------------------------------------------------------------------------------------------------------------------------------|----------------------------------------------------------------------------------------------------------------------------------------------------------------------------------------------------------------------------------------------------------------------------------------------------------------------------------------------------------|-------------------------------------------------------------------------------------------------------------------------------------------------------------------------------------------------------------------------------------------------------------------------------------------------|
| <p>① STONE MATRIX WARM MIX ASPHALT SURFACE COURSE, IL-12.5, N80 (JI406048), 1.75"
 STONE MATRIX WARM MIX ASPHALT BINDER COURSE, IL-9.5, N80 (JI406041), 1.50"
 POLYMERIZED WARM MIX LEVELING BINDER (MACHINE METHOD), IL-4.75, N50 (JI406064), 0.75"</p> <p>② STONE MATRIX WARM MIX ASPHALT SURFACE COURSE, IL-12.5, N80 (JI406048), 1.75"
 POLYMERIZED WARM MIX LEVELING BINDER (MACHINE METHOD), IL-4.75, N50 (JI406064), 0.75"</p> <p>③ STONE MATRIX WARM MIX ASPHALT SURFACE COURSE, IL-12.5, N80 (JI406048), 2.00"
 STONE MATRIX WARM MIX ASPHALT BINDER COURSE, IL-12.5, N80 (JI406046), 2.00"</p> | <p>④ STONE MATRIX WARM MIX ASPHALT SURFACE COURSE, IL-12.5, N80 (JI406048), 1.75"</p> <p>⑤ STONE MATRIX WARM MIX ASPHALT SURFACE COURSE, IL-12.5, N80 (JI406048), 2.00"</p> <p>⑥ WARM MIX ASPHALT SURFACE COURSE, MIX "D", N70 (JI406510), 1.75"</p> <p>⑦ ASPHALT SHOULDER RUMBLE STRIP, 16 INCH (JI642014)</p> <p>⑧ BUTT JOINT (SEE ROADWAY DETAIL)</p> | <p>⑨ OVERLAY TRANSITION (SEE ROADWAY DETAIL)</p> <p>⑩ CONCRETE MEDIAN BARRIER TRANSITION, TYPE V-F</p> <p>⑪ GRADING AT LIGHT POLE
 AGGREGATE SHOULDERS SPECIAL, TYPE C (JI481070)
 FILTER FABRIC (28200200)
 SUBGRADE AGGREGATE, SPECIAL (JT313016), 1"</p> |
|----------------------------------------------------------------------------------------------------------------------------------------------------------------------------------------------------------------------------------------------------------------------------------------------------------------------------------------------------------------------------------------------------------------------------------------------------------------------------------------------------------------------------------------------------------------------------------------------------------------------------------------------------------|----------------------------------------------------------------------------------------------------------------------------------------------------------------------------------------------------------------------------------------------------------------------------------------------------------------------------------------------------------|-------------------------------------------------------------------------------------------------------------------------------------------------------------------------------------------------------------------------------------------------------------------------------------------------|



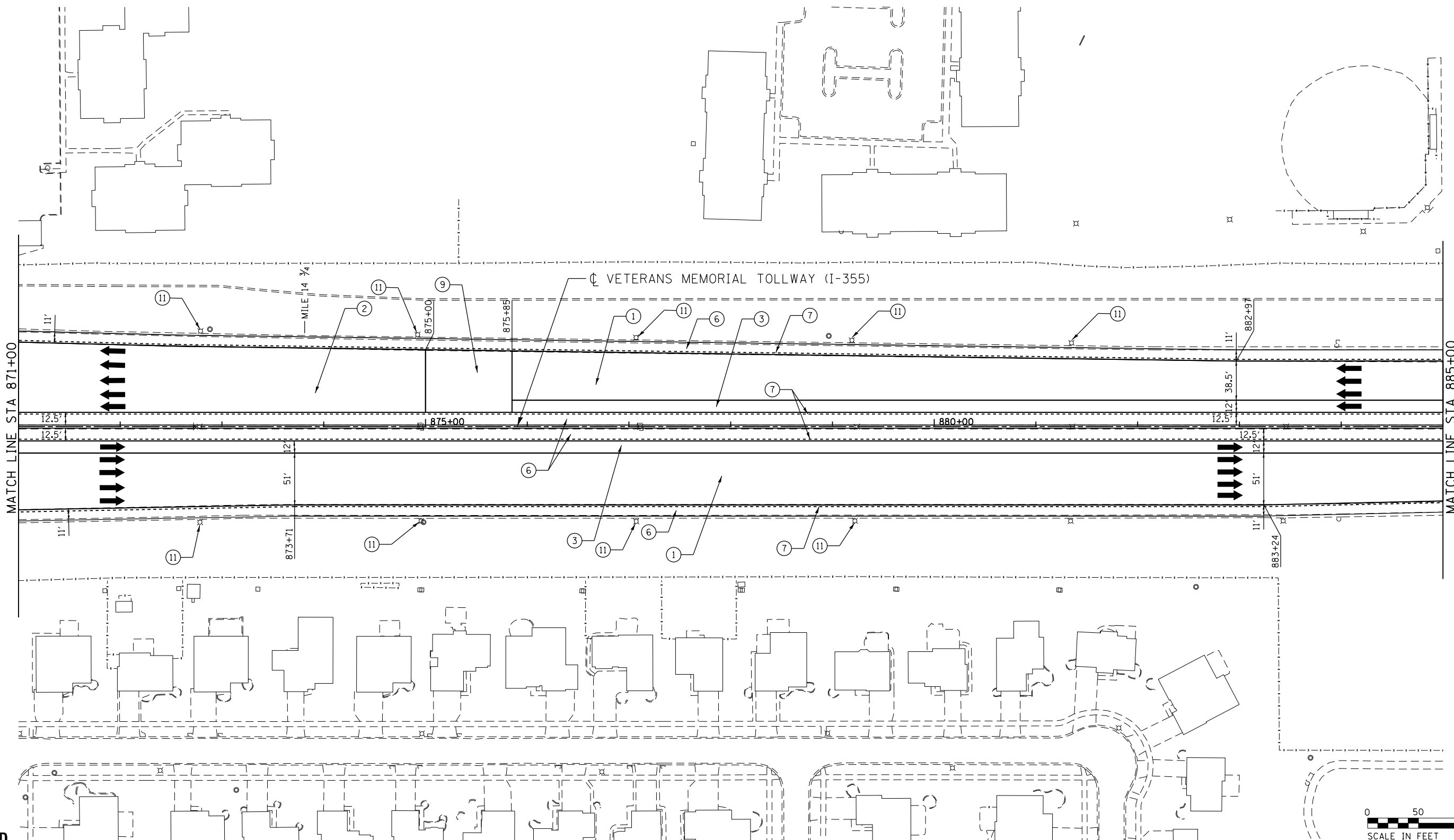
DRAWN BY JMR DATE 3/11/2018
 CHECKED BY RJD DATE 3/11/2018



REVISIONS		
NO.	DATE	DESCRIPTION

CONTRACT NO. RR-16-4255
 ROADWAY PLAN
 STA 843+00 - STA 857+00

RDY-13
 DRAWING NO.
 438 OF 1517

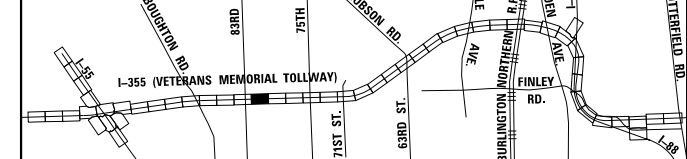


P:\proj\pumar01\primera\chicago\comp\FRD\Documents\01\Projects\2016\20161616-Veterans Memorial Tollway\Drawings\Current\Drawings\Files\4255\Civil\Sheet\255-ah-rdy-REL01.dgn

LEGEND

- | | | |
|----------------------------------------------------------------------------------------------------------------------------------------------------------------------------------------------------------------------------------------------------------------------------------------------------------------------------------------------------------------------------------------------------------------------------------------------------------------------------------------------------------------------------------------------------------------------------------------------------------------------------------------------------------|----------------------------------------------------------------------------------------------------------------------------------------------------------------------------------------------------------------------------------------------------------------------------------------------------------------------------------------------------------|-------------------------------------------------------------------------------------------------------------------------------------------------------------------------------------------------------------------------------------------------------------------------------------------------|
| <p>① STONE MATRIX WARM MIX ASPHALT SURFACE COURSE, IL-12.5, N80 (JI406048), 1.75"
 STONE MATRIX WARM MIX ASPHALT BINDER COURSE, IL-9.5, N80 (JI406041), 1.50"
 POLYMERIZED WARM MIX LEVELING BINDER (MACHINE METHOD), IL-4.75, N50 (JI406064), 0.75"</p> <p>② STONE MATRIX WARM MIX ASPHALT SURFACE COURSE, IL-12.5, N80 (JI406048), 1.75"
 POLYMERIZED WARM MIX LEVELING BINDER (MACHINE METHOD), IL-4.75, N50 (JI406064), 0.75"</p> <p>③ STONE MATRIX WARM MIX ASPHALT SURFACE COURSE, IL-12.5, N80 (JI406048), 2.00"
 STONE MATRIX WARM MIX ASPHALT BINDER COURSE, IL-12.5, N80 (JI406046), 2.00"</p> | <p>④ STONE MATRIX WARM MIX ASPHALT SURFACE COURSE, IL-12.5, N80 (JI406048), 1.75"</p> <p>⑤ STONE MATRIX WARM MIX ASPHALT SURFACE COURSE, IL-12.5, N80 (JI406048), 2.00"</p> <p>⑥ WARM MIX ASPHALT SURFACE COURSE, MIX "D", N70 (JI406510), 1.75"</p> <p>⑦ ASPHALT SHOULDER RUMBLE STRIP, 16 INCH (JI642014)</p> <p>⑧ BUTT JOINT (SEE ROADWAY DETAIL)</p> | <p>⑨ OVERLAY TRANSITION (SEE ROADWAY DETAIL)</p> <p>⑩ CONCRETE MEDIAN BARRIER TRANSITION, TYPE V-F</p> <p>⑪ GRADING AT LIGHT POLE
 AGGREGATE SHOULDERS SPECIAL, TYPE C (JI481070)
 FILTER FABRIC (28200200)
 SUBGRADE AGGREGATE, SPECIAL (JT313016), 1"</p> |
|----------------------------------------------------------------------------------------------------------------------------------------------------------------------------------------------------------------------------------------------------------------------------------------------------------------------------------------------------------------------------------------------------------------------------------------------------------------------------------------------------------------------------------------------------------------------------------------------------------------------------------------------------------|----------------------------------------------------------------------------------------------------------------------------------------------------------------------------------------------------------------------------------------------------------------------------------------------------------------------------------------------------------|-------------------------------------------------------------------------------------------------------------------------------------------------------------------------------------------------------------------------------------------------------------------------------------------------|

KEY MAP

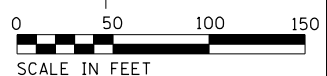
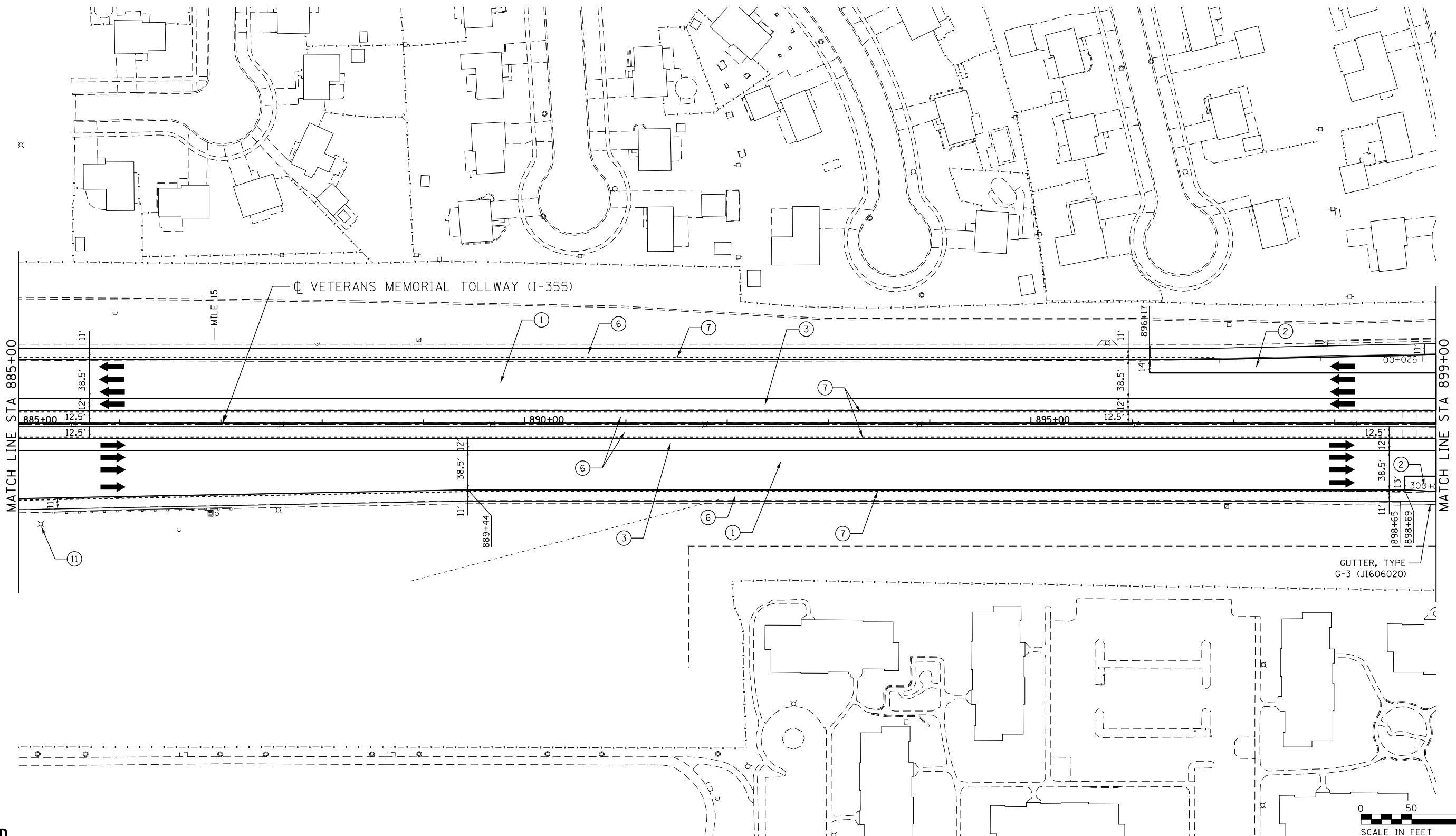


DRAWN BY JMR DATE 3/11/2018
 CHECKED BY RJD DATE 3/11/2018



REVISIONS	
NO.	DESCRIPTION

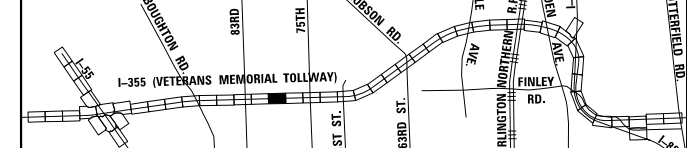
CONTRACT NO. RR-16-4255 ROADWAY PLAN STA 871+00 - STA 885+00	RDY-15 DRAWING NO. 440 OF 1517
--------------------------------------------------------------------	--------------------------------------



LEGEND

- ① STONE MATRIX WARM MIX ASPHALT SURFACE COURSE, IL-12.5, N80 (JI406048), 1.75"
STONE MATRIX WARM MIX ASPHALT BINDER COURSE, IL-9.5, N80 (JI406041), 1.50"
POLYMERIZED WARM MIX LEVELING BINDER (MACHINE METHOD), IL-4.75, N50 (JI406064), 0.75"
- ② STONE MATRIX WARM MIX ASPHALT SURFACE COURSE, IL-12.5, N80 (JI406048), 1.75"
POLYMERIZED WARM MIX LEVELING BINDER (MACHINE METHOD), IL-4.75, N50 (JI406064), 0.75"
- ③ STONE MATRIX WARM MIX ASPHALT SURFACE COURSE, IL-12.5, N80 (JI406048), 2.00"
STONE MATRIX WARM MIX ASPHALT BINDER COURSE, IL-12.5, N80 (JI406046), 2.00"
- ④ STONE MATRIX WARM MIX ASPHALT SURFACE COURSE, IL-12.5, N80 (JI406048), 1.75"
- ⑤ STONE MATRIX WARM MIX ASPHALT SURFACE COURSE, IL-12.5, N80 (JI406048), 2.00"
- ⑥ WARM MIX ASPHALT SURFACE COURSE, MIX "D", N70 (JI406510), 1.75"
- ⑦ ASPHALT SHOULDER RUMBLE STRIP, 16 INCH (JI642014)
- ⑧ BUTT JOINT (SEE ROADWAY DETAIL)
- ⑨ OVERLAY TRANSITION (SEE ROADWAY DETAIL)
- ⑩ CONCRETE MEDIAN BARRIER TRANSITION, TYPE V-F
- ⑪ GRADING AT LIGHT POLE
AGGREGATE SHOULDERS SPECIAL, TYPE C (JI481070)
FILTER FABRIC (28200200)
SUBGRADE AGGREGATE, SPECIAL (JT313016), 1"

KEY MAP



DRAWN BY JMR DATE 3/11/2018
 CHECKED BY RJD DATE 3/11/2018

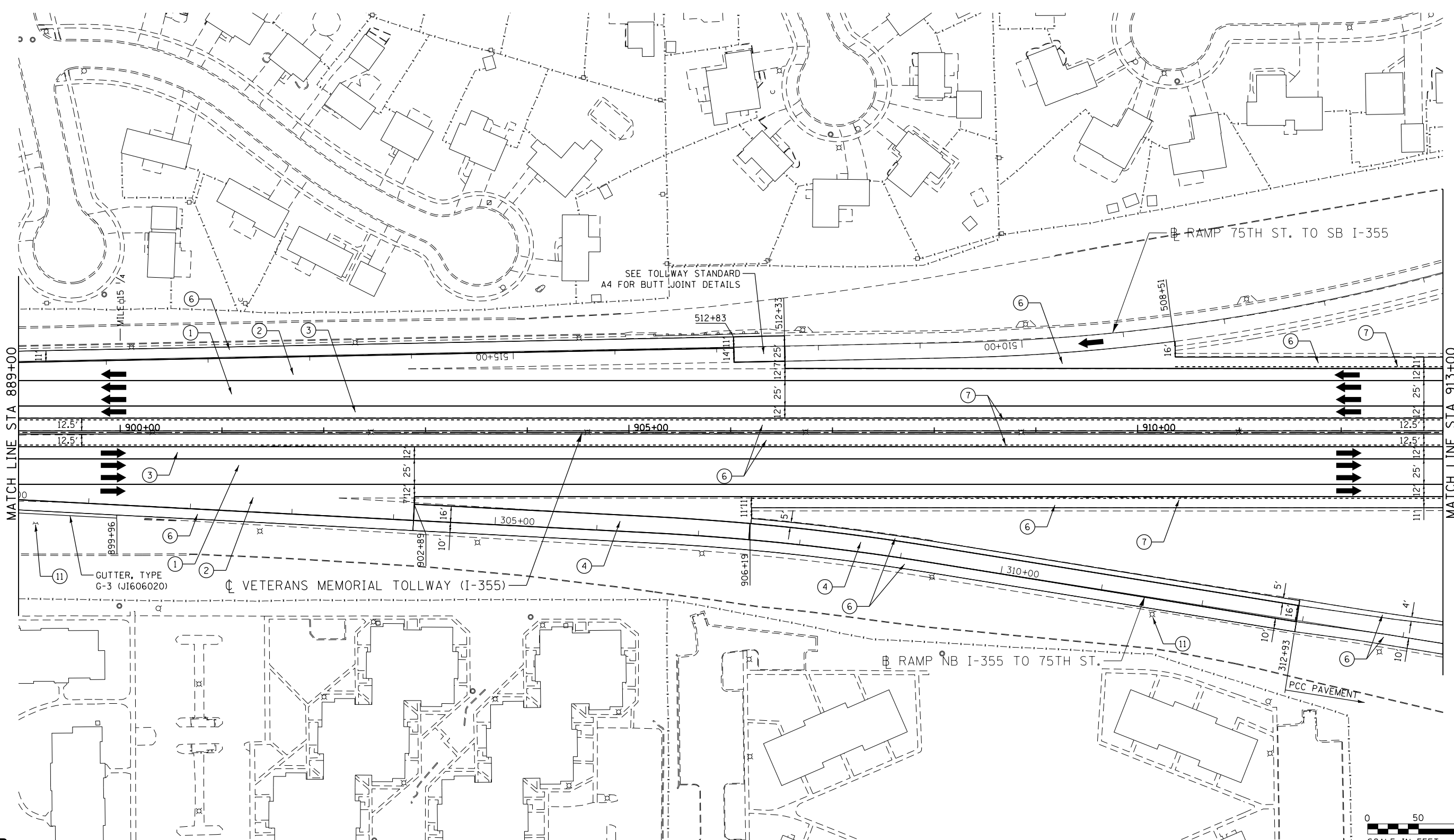


REVISIONS	
NO.	DESCRIPTION

CONTRACT NO. RR-16-4255
 ROADWAY PLAN
 STA 885+00 - STA 899+00

RDY-16
 DRAWING NO.
 441 OF 1517

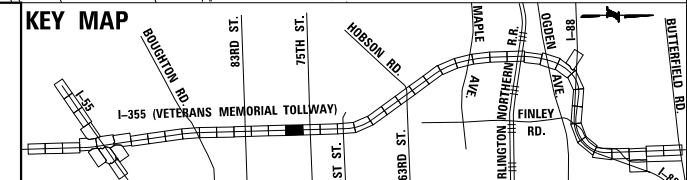
P:\proj\pman\01\primera\chicago\comp\RRCD\Documents\01\Projects\2016\20161616-Veterans Memorial Tollway\Drawings\Current\Drawings\Files\4255\Civil\Sheet\4255-ah-rdy-rrdy-PEL015.dgn



P:\proj\pwner\primera\chicago\comp\PRD\Documents\01\Projects\2016\20161616-Veterans Memorial Tollway\Drawings\Current\Drawings\Files\4255\Civil\Sheet\255-ah-rdy-REL016.dgn

LEGEND

- | | | |
|----------------------------------------------------------------------------------------------------------------------------------------------------------------------------------------------------------------------------------------------------------------------------------------------------------------------------------------------------------------------------------------------------------------------------------------------------------------------------------------------------------------------------------------------------------------------------------------------------------------------|----------------------------------------------------------------------------------------------------------------------------------------------------------------------------------------------------------------------------------------------------------------------------------------------------------------------------------------------------------|----------------------------------------------------------------------------------------------------------------------------------------------------------------------------------------------------------------------------------------------------------------------|
| <p>① STONE MATRIX WARM MIX ASPHALT SURFACE COURSE, IL-12.5, N80 (J1406048), 1.75"
STONE MATRIX WARM MIX ASPHALT BINDER COURSE, IL-9.5, N80 (J1406041), 1.50"
POLYMERIZED WARM MIX LEVELING BINDER (MACHINE METHOD), IL-4.75, N50 (J1406064), 0.75"</p> <p>② STONE MATRIX WARM MIX ASPHALT SURFACE COURSE, IL-12.5, N80 (J1406048), 1.75"
POLYMERIZED WARM MIX LEVELING BINDER (MACHINE METHOD), IL-4.75, N50 (J1406064), 0.75"</p> <p>③ STONE MATRIX WARM MIX ASPHALT SURFACE COURSE, IL-12.5, N80 (J1406048), 2.00"
STONE MATRIX WARM MIX ASPHALT BINDER COURSE, IL-12.5, N80 (J1406046), 2.00"</p> | <p>④ STONE MATRIX WARM MIX ASPHALT SURFACE COURSE, IL-12.5, N80 (J1406048), 1.75"</p> <p>⑤ STONE MATRIX WARM MIX ASPHALT SURFACE COURSE, IL-12.5, N80 (J1406048), 2.00"</p> <p>⑥ WARM MIX ASPHALT SURFACE COURSE, MIX "D", N70 (J1406510), 1.75"</p> <p>⑦ ASPHALT SHOULDER RUMBLE STRIP, 16 INCH (J1642014)</p> <p>⑧ BUTT JOINT (SEE ROADWAY DETAIL)</p> | <p>⑨ OVERLAY TRANSITION (SEE ROADWAY DETAIL)</p> <p>⑩ CONCRETE MEDIAN BARRIER TRANSITION, TYPE V-F</p> <p>⑪ GRADING AT LIGHT POLE
AGGREGATE SHOULDERS SPECIAL, TYPE C (J1481070)
FILTER FABRIC (28200200)
SUBGRADE AGGREGATE, SPECIAL (JT313016), 1"</p> |
|----------------------------------------------------------------------------------------------------------------------------------------------------------------------------------------------------------------------------------------------------------------------------------------------------------------------------------------------------------------------------------------------------------------------------------------------------------------------------------------------------------------------------------------------------------------------------------------------------------------------|----------------------------------------------------------------------------------------------------------------------------------------------------------------------------------------------------------------------------------------------------------------------------------------------------------------------------------------------------------|----------------------------------------------------------------------------------------------------------------------------------------------------------------------------------------------------------------------------------------------------------------------|



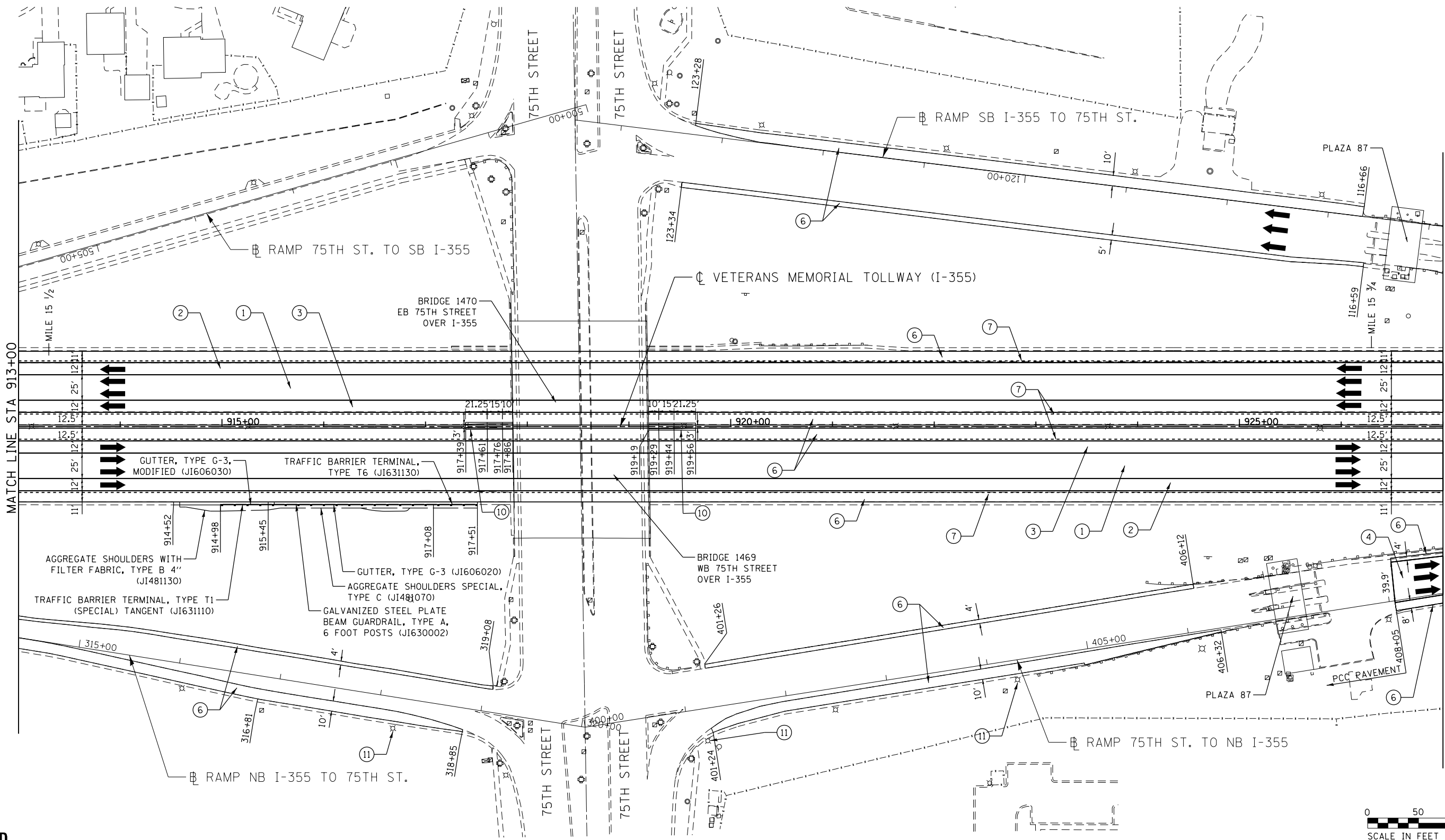
DRAWN BY JMR DATE 3/11/2018
 CHECKED BY RJD DATE 3/11/2018



REVISIONS	
NO.	DESCRIPTION

CONTRACT NO. RR-16-4255
 ROADWAY PLAN
 STA 899+00 - STA 913+00

RDY-17
 DRAWING NO.
 442 OF 1517



MATCH LINE STA 913+00

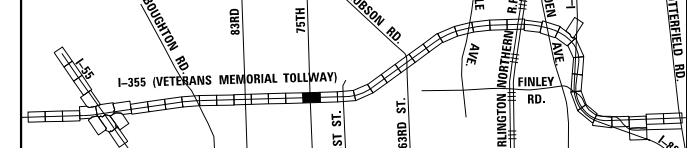
MATCH LINE STA 927+00



LEGEND

- ① STONE MATRIX WARM MIX ASPHALT SURFACE COURSE, IL-12.5, N80 (JI406048), 1.75"
STONE MATRIX WARM MIX ASPHALT BINDER COURSE, IL-9.5, N80 (JI406041), 1.50"
POLYMERIZED WARM MIX LEVELING BINDER (MACHINE METHOD), IL-4.75, N50 (JI406064), 0.75"
- ② STONE MATRIX WARM MIX ASPHALT SURFACE COURSE, IL-12.5, N80 (JI406048), 1.75"
POLYMERIZED WARM MIX LEVELING BINDER (MACHINE METHOD), IL-4.75, N50 (JI406064), 0.75"
- ③ STONE MATRIX WARM MIX ASPHALT SURFACE COURSE, IL-12.5, N80 (JI406048), 2.00"
STONE MATRIX WARM MIX ASPHALT BINDER COURSE, IL-12.5, N80 (JI406046), 2.00"
- ④ STONE MATRIX WARM MIX ASPHALT SURFACE COURSE, IL-12.5, N80 (JI406048), 1.75"
- ⑤ STONE MATRIX WARM MIX ASPHALT SURFACE COURSE, IL-12.5, N80 (JI406048), 2.00"
- ⑥ WARM MIX ASPHALT SURFACE COURSE, MIX "D", N70 (JI406510), 1.75"
- ⑦ ASPHALT SHOULDER RUMBLE STRIP, 16 INCH (JI642014)
- ⑧ BUTT JOINT (SEE ROADWAY DETAIL)
- ⑨ OVERLAY TRANSITION (SEE ROADWAY DETAIL)
- ⑩ CONCRETE MEDIAN BARRIER TRANSITION, TYPE V-F
- ⑪ GRADING AT LIGHT POLE
AGGREGATE SHOULDERS SPECIAL, TYPE C (JI481070)
FILTER FABRIC (28200200)
SUBGRADE AGGREGATE, SPECIAL (JT313016), 1"

KEY MAP



DRAWN BY JMR DATE 3/11/2018
CHECKED BY RJD DATE 3/11/2018

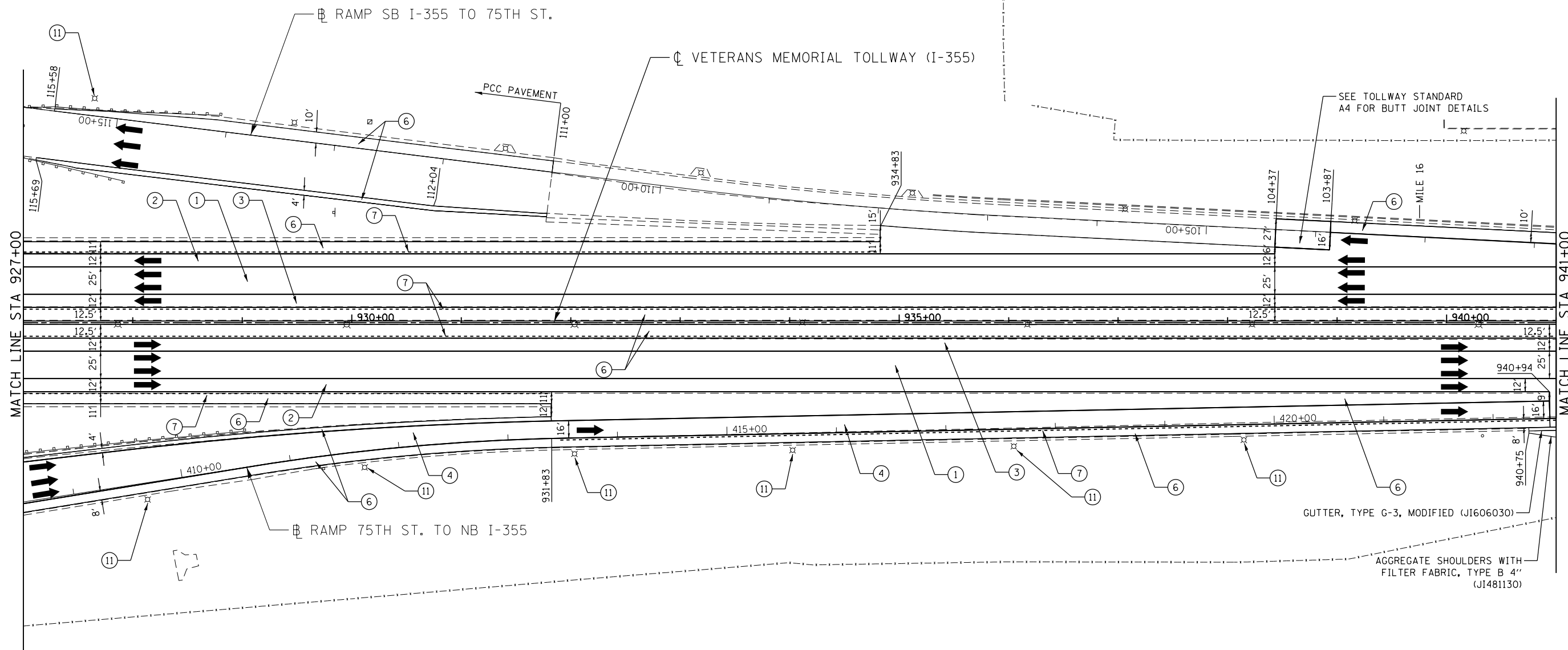


REVISIONS		
NO.	DATE	DESCRIPTION

CONTRACT NO. RR-16-4255
ROADWAY PLAN
STA 913+00 - STA 927+00

RDY-18
DRAWING NO.
443 OF 1517

p:\proj\pamarr01\primera\chicago\comp\PRCD\Documents\01\Projects\2016\20161616_Veterans Memorial Tollway\Drawings\Current\Drawings\Files\4255\Civil\Sheet\4255-ah-rdy-PEL017.dgn



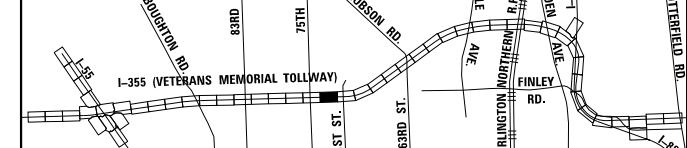
P:\proj\p01\primera\chicago\comp\PR00\Documents\01\Projects\2016\20161616-Veterans Memorial Tollway\Drawings\Current\Drawings\Files\4255\Civil\Sheet\255-ah-rdy-REL018.dgn



LEGEND

- | | | |
|----------------------------------------------------------------------------------------------------------------------------------------------------------------------------------------------------------------------------------------------------------------------------------------------------------------------------------------------------------------------------------------------------------------------------------------------------------------------------------------------------------------------------------------------------------------------------------------------------------------------------------------------------------|----------------------------------------------------------------------------------------------------------------------------------------------------------------------------------------------------------------------------------------------------------------------------------------------------------------------------------------------------------|-------------------------------------------------------------------------------------------------------------------------------------------------------------------------------------------------------------------------------------------------------------------------------------------------|
| <p>① STONE MATRIX WARM MIX ASPHALT SURFACE COURSE, IL-12.5, N80 (JI406048), 1.75"
 STONE MATRIX WARM MIX ASPHALT BINDER COURSE, IL-9.5, N80 (JI406041), 1.50"
 POLYMERIZED WARM MIX LEVELING BINDER (MACHINE METHOD), IL-4.75, N50 (JI406064), 0.75"</p> <p>② STONE MATRIX WARM MIX ASPHALT SURFACE COURSE, IL-12.5, N80 (JI406048), 1.75"
 POLYMERIZED WARM MIX LEVELING BINDER (MACHINE METHOD), IL-4.75, N50 (JI406064), 0.75"</p> <p>③ STONE MATRIX WARM MIX ASPHALT SURFACE COURSE, IL-12.5, N80 (JI406048), 2.00"
 STONE MATRIX WARM MIX ASPHALT BINDER COURSE, IL-12.5, N80 (JI406046), 2.00"</p> | <p>④ STONE MATRIX WARM MIX ASPHALT SURFACE COURSE, IL-12.5, N80 (JI406048), 1.75"</p> <p>⑤ STONE MATRIX WARM MIX ASPHALT SURFACE COURSE, IL-12.5, N80 (JI406048), 2.00"</p> <p>⑥ WARM MIX ASPHALT SURFACE COURSE, MIX "D", N70 (JI406510), 1.75"</p> <p>⑦ ASPHALT SHOULDER RUMBLE STRIP, 16 INCH (JI642014)</p> <p>⑧ BUTT JOINT (SEE ROADWAY DETAIL)</p> | <p>⑨ OVERLAY TRANSITION (SEE ROADWAY DETAIL)</p> <p>⑩ CONCRETE MEDIAN BARRIER TRANSITION, TYPE V-F</p> <p>⑪ GRADING AT LIGHT POLE
 AGGREGATE SHOULDERS SPECIAL, TYPE C (JI481070)
 FILTER FABRIC (28200200)
 SUBGRADE AGGREGATE, SPECIAL (JT313016), 1"</p> |
|----------------------------------------------------------------------------------------------------------------------------------------------------------------------------------------------------------------------------------------------------------------------------------------------------------------------------------------------------------------------------------------------------------------------------------------------------------------------------------------------------------------------------------------------------------------------------------------------------------------------------------------------------------|----------------------------------------------------------------------------------------------------------------------------------------------------------------------------------------------------------------------------------------------------------------------------------------------------------------------------------------------------------|-------------------------------------------------------------------------------------------------------------------------------------------------------------------------------------------------------------------------------------------------------------------------------------------------|

KEY MAP

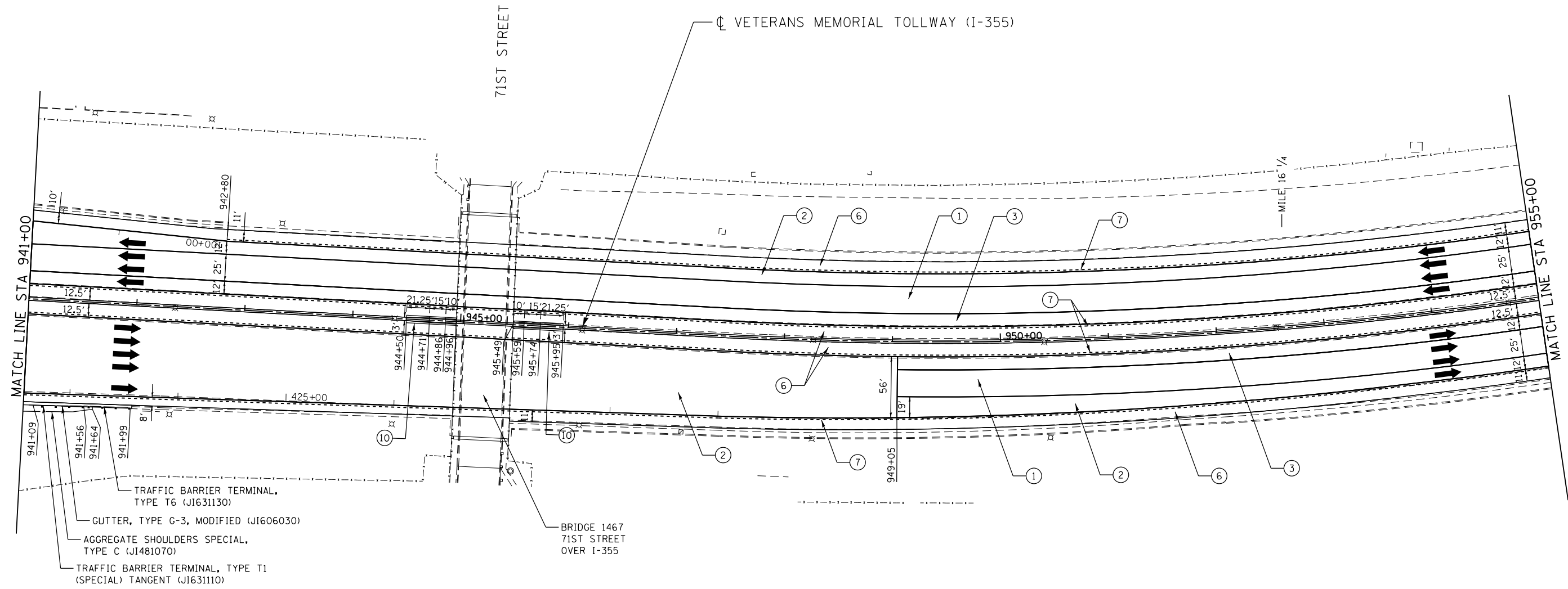


DRAWN BY JMR DATE 3/11/2018
 CHECKED BY RJD DATE 3/11/2018



REVISIONS	
NO.	DESCRIPTION

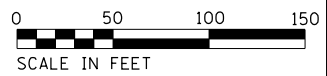
CONTRACT NO. RR-16-4255 RDY-19
 ROADWAY PLAN DRAWING NO.
 STA 927+00 - STA 941+00 444 OF 1517



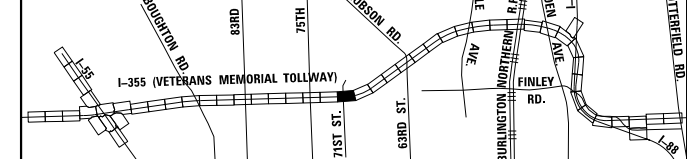
P:\proj\p001\primera\chicago\comp\PRCD\Documents\01\Projects\2016\20161616-Veterans Memorial Tollway\Drawings\Current Drawings\Files\4255\Civil\Sheet\255-ah-rdy-REL019.dgn

LEGEND

- | | | |
|----------------------------------------------------------------------------------------------------------------------------------------------------------------------------------------------------------------------------------------------------------------------------------------------------------------------------------------------------------------------------------------------------------------------------------------------------------------------------------------------------------------------------------------------------------------------------------------------------------------------------------------------------------|----------------------------------------------------------------------------------------------------------------------------------------------------------------------------------------------------------------------------------------------------------------------------------------------------------------------------------------------------------|-------------------------------------------------------------------------------------------------------------------------------------------------------------------------------------------------------------------------------------------------------------------------------------------------|
| <p>① STONE MATRIX WARM MIX ASPHALT SURFACE COURSE, IL-12.5, N80 (JI406048), 1.75"
 STONE MATRIX WARM MIX ASPHALT BINDER COURSE, IL-9.5, N80 (JI406041), 1.50"
 POLYMERIZED WARM MIX LEVELING BINDER (MACHINE METHOD), IL-4.75, N50 (JI406064), 0.75"</p> <p>② STONE MATRIX WARM MIX ASPHALT SURFACE COURSE, IL-12.5, N80 (JI406048), 1.75"
 POLYMERIZED WARM MIX LEVELING BINDER (MACHINE METHOD), IL-4.75, N50 (JI406064), 0.75"</p> <p>③ STONE MATRIX WARM MIX ASPHALT SURFACE COURSE, IL-12.5, N80 (JI406048), 2.00"
 STONE MATRIX WARM MIX ASPHALT BINDER COURSE, IL-12.5, N80 (JI406046), 2.00"</p> | <p>④ STONE MATRIX WARM MIX ASPHALT SURFACE COURSE, IL-12.5, N80 (JI406048), 1.75"</p> <p>⑤ STONE MATRIX WARM MIX ASPHALT SURFACE COURSE, IL-12.5, N80 (JI406048), 2.00"</p> <p>⑥ WARM MIX ASPHALT SURFACE COURSE, MIX "D", N70 (JI406510), 1.75"</p> <p>⑦ ASPHALT SHOULDER RUMBLE STRIP, 16 INCH (JI642014)</p> <p>⑧ BUTT JOINT (SEE ROADWAY DETAIL)</p> | <p>⑨ OVERLAY TRANSITION (SEE ROADWAY DETAIL)</p> <p>⑩ CONCRETE MEDIAN BARRIER TRANSITION, TYPE V-F</p> <p>⑪ GRADING AT LIGHT POLE
 AGGREGATE SHOULDERS SPECIAL, TYPE C (JI481070)
 FILTER FABRIC (28200200)
 SUBGRADE AGGREGATE, SPECIAL (JT313016), 1"</p> |
|----------------------------------------------------------------------------------------------------------------------------------------------------------------------------------------------------------------------------------------------------------------------------------------------------------------------------------------------------------------------------------------------------------------------------------------------------------------------------------------------------------------------------------------------------------------------------------------------------------------------------------------------------------|----------------------------------------------------------------------------------------------------------------------------------------------------------------------------------------------------------------------------------------------------------------------------------------------------------------------------------------------------------|-------------------------------------------------------------------------------------------------------------------------------------------------------------------------------------------------------------------------------------------------------------------------------------------------|



KEY MAP




DRAWN BY **JMR** DATE **3/11/2018**
 CHECKED BY **RJD** DATE **3/11/2018**



REVISIONS		
NO.	DATE	DESCRIPTION

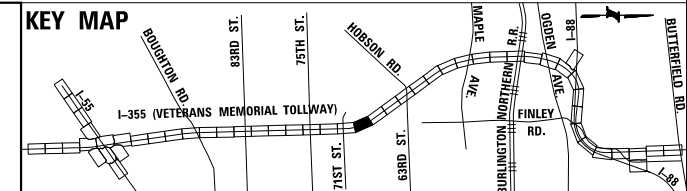
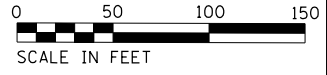
CONTRACT NO. **RR-16-4255** **RDY-20**
 ROADWAY PLAN DRAWING NO.
 STA 941+00 - STA 955+00 445 OF 1517



P:\projects\2016\20161616-Veterans Memorial Tollway\Drawings\Current Drawings\Files\4255\Civil\Sheet\255-ah-rdy-PEL020.dgn

LEGEND

- | | | |
|----------------------------------------------------------------------------------------------------------------------------------------------------------------------------------------------------------------------------------------------------------------------------------------------------------------------------------------------------------------------------------------------------------------------------------------------------------------------------------------------------------------------------------------------------------------------------------------------------------------------------------------------------------|----------------------------------------------------------------------------------------------------------------------------------------------------------------------------------------------------------------------------------------------------------------------------------------------------------------------------------------------------------|-------------------------------------------------------------------------------------------------------------------------------------------------------------------------------------------------------------------------------------------------------------------------------------------------|
| <p>① STONE MATRIX WARM MIX ASPHALT SURFACE COURSE, IL-12.5, N80 (JI406048), 1.75"
 STONE MATRIX WARM MIX ASPHALT BINDER COURSE, IL-9.5, N80 (JI406041), 1.50"
 POLYMERIZED WARM MIX LEVELING BINDER (MACHINE METHOD), IL-4.75, N50 (JI406064), 0.75"</p> <p>② STONE MATRIX WARM MIX ASPHALT SURFACE COURSE, IL-12.5, N80 (JI406048), 1.75"
 POLYMERIZED WARM MIX LEVELING BINDER (MACHINE METHOD), IL-4.75, N50 (JI406064), 0.75"</p> <p>③ STONE MATRIX WARM MIX ASPHALT SURFACE COURSE, IL-12.5, N80 (JI406048), 2.00"
 STONE MATRIX WARM MIX ASPHALT BINDER COURSE, IL-12.5, N80 (JI406046), 2.00"</p> | <p>④ STONE MATRIX WARM MIX ASPHALT SURFACE COURSE, IL-12.5, N80 (JI406048), 1.75"</p> <p>⑤ STONE MATRIX WARM MIX ASPHALT SURFACE COURSE, IL-12.5, N80 (JI406048), 2.00"</p> <p>⑥ WARM MIX ASPHALT SURFACE COURSE, MIX "D", N70 (JI406510), 1.75"</p> <p>⑦ ASPHALT SHOULDER RUMBLE STRIP, 16 INCH (JI642014)</p> <p>⑧ BUTT JOINT (SEE ROADWAY DETAIL)</p> | <p>⑨ OVERLAY TRANSITION (SEE ROADWAY DETAIL)</p> <p>⑩ CONCRETE MEDIAN BARRIER TRANSITION, TYPE V-F</p> <p>⑪ GRADING AT LIGHT POLE
 AGGREGATE SHOULDERS SPECIAL, TYPE C (JI481070)
 FILTER FABRIC (28200200)
 SUBGRADE AGGREGATE, SPECIAL (JT313016), 1"</p> |
|----------------------------------------------------------------------------------------------------------------------------------------------------------------------------------------------------------------------------------------------------------------------------------------------------------------------------------------------------------------------------------------------------------------------------------------------------------------------------------------------------------------------------------------------------------------------------------------------------------------------------------------------------------|----------------------------------------------------------------------------------------------------------------------------------------------------------------------------------------------------------------------------------------------------------------------------------------------------------------------------------------------------------|-------------------------------------------------------------------------------------------------------------------------------------------------------------------------------------------------------------------------------------------------------------------------------------------------|



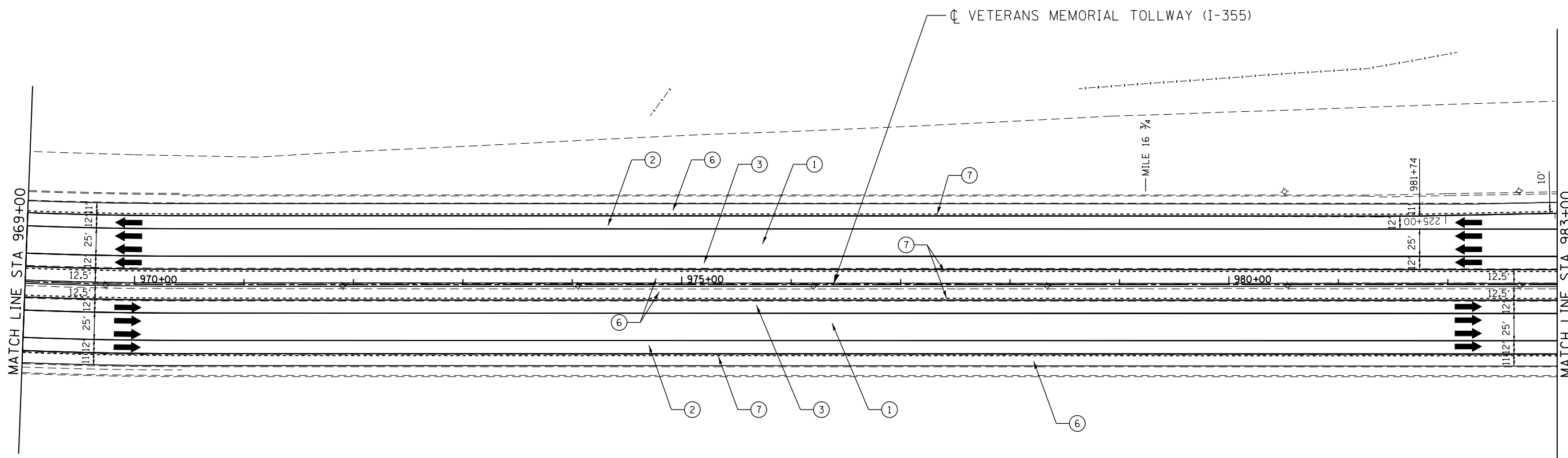

DRAWN BY JMR DATE 3/11/2018
 CHECKED BY RJD DATE 3/11/2018



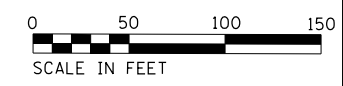
REVISIONS	
NO.	DESCRIPTION

CONTRACT NO. RR-16-4255
 ROADWAY PLAN
 STA 955+00 - STA 969+00

RDY-21
 DRAWING NO. 446 OF 1517

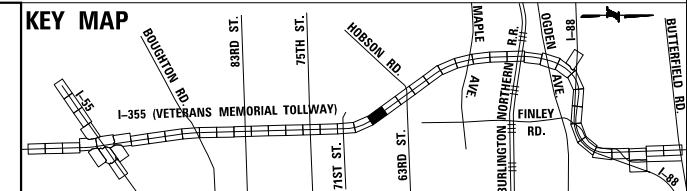


P:\proj\p01\primera\chicago\comp\RRD\Documents\01\Projects\2016\20161616-Veterans Memorial Tollway\Drawings\Current\Drawings\Files\4255\Civil\Sheet\255-ah-rdy-REL02.dgn



LEGEND

- | | | |
|----------------------------------------------------------------------------------------------------------------------------------------------------------------------------------------------------------------------------------------------------------------------------------------------------------------------------------------------------------------------------------------------------------------------------------------------------------------------------------------------------------------------------------------------------------------------------------------------------------------------------------------------------------|----------------------------------------------------------------------------------------------------------------------------------------------------------------------------------------------------------------------------------------------------------------------------------------------------------------------------------------------------------|-------------------------------------------------------------------------------------------------------------------------------------------------------------------------------------------------------------------------------------------------------------------------------------------------|
| <p>① STONE MATRIX WARM MIX ASPHALT SURFACE COURSE, IL-12.5, N80 (JI406048), 1.75"
 STONE MATRIX WARM MIX ASPHALT BINDER COURSE, IL-9.5, N80 (JI406041), 1.50"
 POLYMERIZED WARM MIX LEVELING BINDER (MACHINE METHOD), IL-4.75, N50 (JI406064), 0.75"</p> <p>② STONE MATRIX WARM MIX ASPHALT SURFACE COURSE, IL-12.5, N80 (JI406048), 1.75"
 POLYMERIZED WARM MIX LEVELING BINDER (MACHINE METHOD), IL-4.75, N50 (JI406064), 0.75"</p> <p>③ STONE MATRIX WARM MIX ASPHALT SURFACE COURSE, IL-12.5, N80 (JI406048), 2.00"
 STONE MATRIX WARM MIX ASPHALT BINDER COURSE, IL-12.5, N80 (JI406046), 2.00"</p> | <p>④ STONE MATRIX WARM MIX ASPHALT SURFACE COURSE, IL-12.5, N80 (JI406048), 1.75"</p> <p>⑤ STONE MATRIX WARM MIX ASPHALT SURFACE COURSE, IL-12.5, N80 (JI406048), 2.00"</p> <p>⑥ WARM MIX ASPHALT SURFACE COURSE, MIX "D", N70 (JI406510), 1.75"</p> <p>⑦ ASPHALT SHOULDER RUMBLE STRIP, 16 INCH (JI642014)</p> <p>⑧ BUTT JOINT (SEE ROADWAY DETAIL)</p> | <p>⑨ OVERLAY TRANSITION (SEE ROADWAY DETAIL)</p> <p>⑩ CONCRETE MEDIAN BARRIER TRANSITION, TYPE V-F</p> <p>⑪ GRADING AT LIGHT POLE
 AGGREGATE SHOULDERS SPECIAL, TYPE C (JI481070)
 FILTER FABRIC (28200200)
 SUBGRADE AGGREGATE, SPECIAL (JT313016), 1"</p> |
|----------------------------------------------------------------------------------------------------------------------------------------------------------------------------------------------------------------------------------------------------------------------------------------------------------------------------------------------------------------------------------------------------------------------------------------------------------------------------------------------------------------------------------------------------------------------------------------------------------------------------------------------------------|----------------------------------------------------------------------------------------------------------------------------------------------------------------------------------------------------------------------------------------------------------------------------------------------------------------------------------------------------------|-------------------------------------------------------------------------------------------------------------------------------------------------------------------------------------------------------------------------------------------------------------------------------------------------|



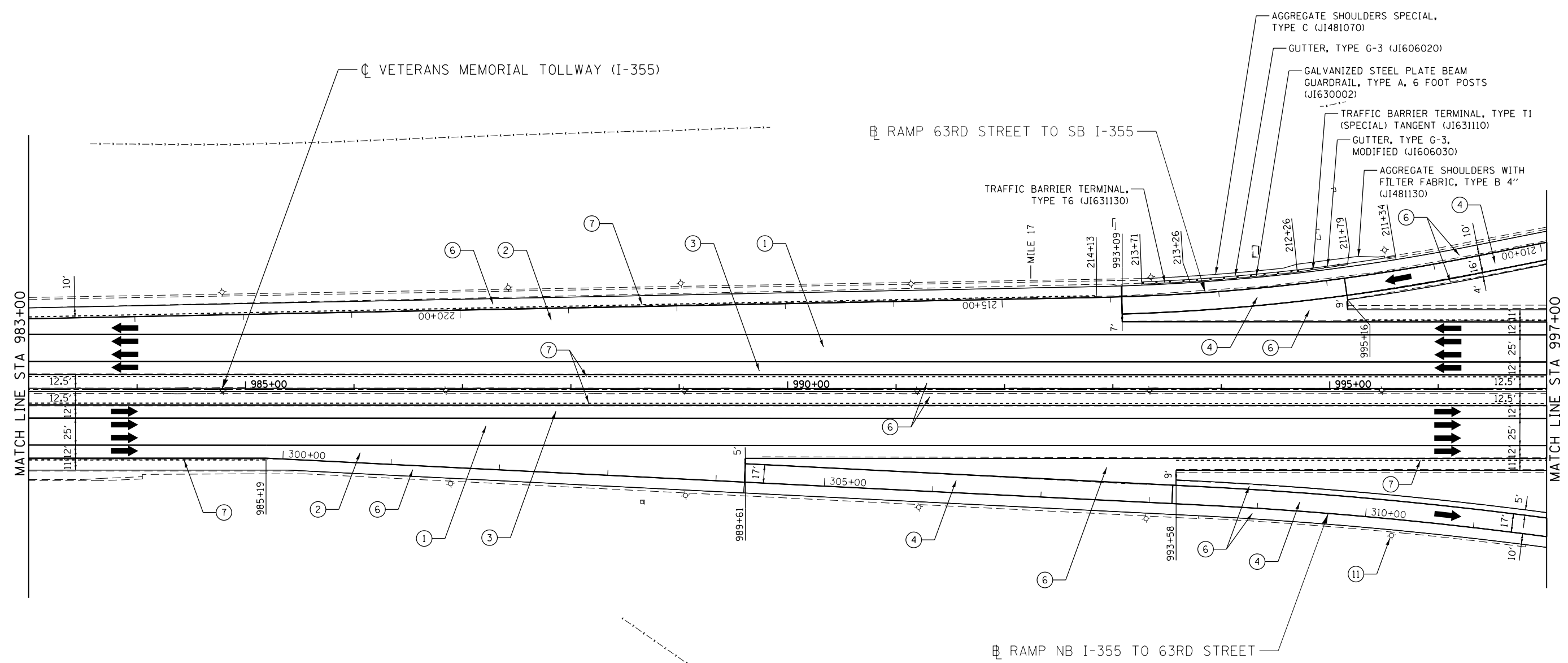

DRAWN BY JMR DATE 3/11/2018
 CHECKED BY RJD DATE 3/11/2018



REVISIONS	
NO.	DESCRIPTION

CONTRACT NO. RR-16-4255
 ROADWAY PLAN
 STA 969+00 - STA 983+00

RDY-22
 DRAWING NO.
 447 OF 1517



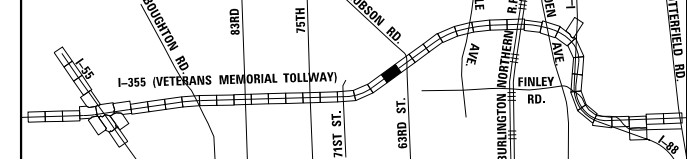
P:\proj\p001\primera\chicago\comp\PRCD\Documents\01\Projects\2016\20161616-Veterans Memorial Tollway\Drawings\Current\Drawings\Files\4255\Civil\Sheet\255-ah-rdy-PEL022.dgn

LEGEND

- | | | |
|----------------------------------------------------------------------------------------------------------------------------------------------------------------------------------------------------------------------------------------------------------------------------------------------------------------------------------------------------------------------------------------------------------------------------------------------------------------------------------------------------------------------------------------------------------------------------------------------------------------------------------------------------------|----------------------------------------------------------------------------------------------------------------------------------------------------------------------------------------------------------------------------------------------------------------------------------------------------------------------------------------------------------|-------------------------------------------------------------------------------------------------------------------------------------------------------------------------------------------------------------------------------------------------------------------------------------------------|
| <p>① STONE MATRIX WARM MIX ASPHALT SURFACE COURSE, IL-12.5, N80 (JI406048), 1.75"
 STONE MATRIX WARM MIX ASPHALT BINDER COURSE, IL-9.5, N80 (JI406041), 1.50"
 POLYMERIZED WARM MIX LEVELING BINDER (MACHINE METHOD), IL-4.75, N50 (JI406064), 0.75"</p> <p>② STONE MATRIX WARM MIX ASPHALT SURFACE COURSE, IL-12.5, N80 (JI406048), 1.75"
 POLYMERIZED WARM MIX LEVELING BINDER (MACHINE METHOD), IL-4.75, N50 (JI406064), 0.75"</p> <p>③ STONE MATRIX WARM MIX ASPHALT SURFACE COURSE, IL-12.5, N80 (JI406048), 2.00"
 STONE MATRIX WARM MIX ASPHALT BINDER COURSE, IL-12.5, N80 (JI406046), 2.00"</p> | <p>④ STONE MATRIX WARM MIX ASPHALT SURFACE COURSE, IL-12.5, N80 (JI406048), 1.75"</p> <p>⑤ STONE MATRIX WARM MIX ASPHALT SURFACE COURSE, IL-12.5, N80 (JI406048), 2.00"</p> <p>⑥ WARM MIX ASPHALT SURFACE COURSE, MIX "D", N70 (JI406510), 1.75"</p> <p>⑦ ASPHALT SHOULDER RUMBLE STRIP, 16 INCH (JI642014)</p> <p>⑧ BUTT JOINT (SEE ROADWAY DETAIL)</p> | <p>⑨ OVERLAY TRANSITION (SEE ROADWAY DETAIL)</p> <p>⑩ CONCRETE MEDIAN BARRIER TRANSITION, TYPE V-F</p> <p>⑪ GRADING AT LIGHT POLE
 AGGREGATE SHOULDERS SPECIAL, TYPE C (JI481070)
 FILTER FABRIC (28200200)
 SUBGRADE AGGREGATE, SPECIAL (JT313016), 1"</p> |
|----------------------------------------------------------------------------------------------------------------------------------------------------------------------------------------------------------------------------------------------------------------------------------------------------------------------------------------------------------------------------------------------------------------------------------------------------------------------------------------------------------------------------------------------------------------------------------------------------------------------------------------------------------|----------------------------------------------------------------------------------------------------------------------------------------------------------------------------------------------------------------------------------------------------------------------------------------------------------------------------------------------------------|-------------------------------------------------------------------------------------------------------------------------------------------------------------------------------------------------------------------------------------------------------------------------------------------------|



KEY MAP

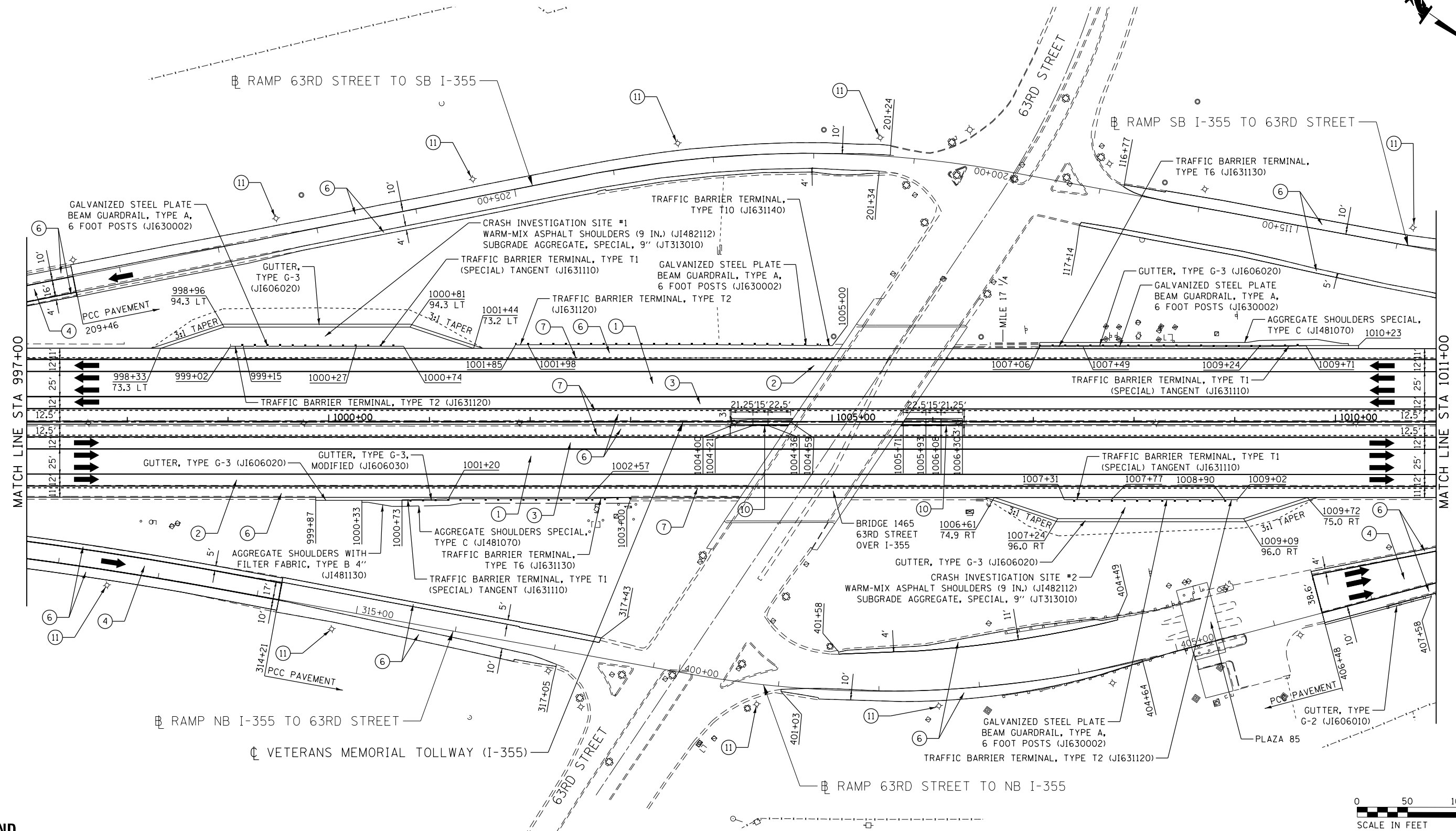



DRAWN BY JMR DATE 3/11/2018
 CHECKED BY RJD DATE 3/11/2018



REVISIONS	
NO.	DESCRIPTION

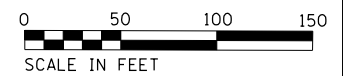
CONTRACT NO. RR-16-4255
 ROADWAY PLAN
 STA 983+00 - STA 997+00
 RDY-23
 DRAWING NO. 448 OF 1517



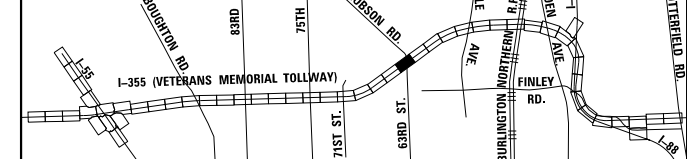
Projects\2016\20161616 - Veterans Memorial Tollway\Drawings\Current\Drawings\Files\4255\Civil\Sheet\255-ah-tr-rdy-REL.023.dgn
 I:\proj\pam\proj\primera\chicago\comp\PRD\Documents\01\Projects\2016\20161616 - Veterans Memorial Tollway\Drawings\Current\Drawings\Files\4255\Civil\Sheet\255-ah-tr-rdy-REL.023.dgn

LEGEND

- | | | |
|----------------------------------------------------------------------------------------------------------------------------------------------------------------------------------------------------------------------------------------------------------------------------------------------------------------------------------------------------------------------------------------------------------------------------------------------------------------------------------------------------------------------------------------------------------------------------------------------------------------------------------------------------------|----------------------------------------------------------------------------------------------------------------------------------------------------------------------------------------------------------------------------------------------------------------------------------------------------------------------------------------------------------|-------------------------------------------------------------------------------------------------------------------------------------------------------------------------------------------------------------------------------------------------------------------------------------------------|
| <p>① STONE MATRIX WARM MIX ASPHALT SURFACE COURSE, IL-12.5, N80 (JI406048), 1.75"
 STONE MATRIX WARM MIX ASPHALT BINDER COURSE, IL-9.5, N80 (JI406041), 1.50"
 POLYMERIZED WARM MIX LEVELING BINDER (MACHINE METHOD), IL-4.75, N50 (JI406064), 0.75"</p> <p>② STONE MATRIX WARM MIX ASPHALT SURFACE COURSE, IL-12.5, N80 (JI406048), 1.75"
 POLYMERIZED WARM MIX LEVELING BINDER (MACHINE METHOD), IL-4.75, N50 (JI406064), 0.75"</p> <p>③ STONE MATRIX WARM MIX ASPHALT SURFACE COURSE, IL-12.5, N80 (JI406048), 2.00"
 STONE MATRIX WARM MIX ASPHALT BINDER COURSE, IL-12.5, N80 (JI406046), 2.00"</p> | <p>④ STONE MATRIX WARM MIX ASPHALT SURFACE COURSE, IL-12.5, N80 (JI406048), 1.75"</p> <p>⑤ STONE MATRIX WARM MIX ASPHALT SURFACE COURSE, IL-12.5, N80 (JI406048), 2.00"</p> <p>⑥ WARM MIX ASPHALT SURFACE COURSE, MIX "D", N70 (JI406510), 1.75"</p> <p>⑦ ASPHALT SHOULDER RUMBLE STRIP, 16 INCH (JI642014)</p> <p>⑧ BUTT JOINT (SEE ROADWAY DETAIL)</p> | <p>⑨ OVERLAY TRANSITION (SEE ROADWAY DETAIL)</p> <p>⑩ CONCRETE MEDIAN BARRIER TRANSITION, TYPE V-F</p> <p>⑪ GRADING AT LIGHT POLE
 AGGREGATE SHOULDERS SPECIAL, TYPE C (JI481070)
 FILTER FABRIC (28200200)
 SUBGRADE AGGREGATE, SPECIAL (JT313016), 1"</p> |
|----------------------------------------------------------------------------------------------------------------------------------------------------------------------------------------------------------------------------------------------------------------------------------------------------------------------------------------------------------------------------------------------------------------------------------------------------------------------------------------------------------------------------------------------------------------------------------------------------------------------------------------------------------|----------------------------------------------------------------------------------------------------------------------------------------------------------------------------------------------------------------------------------------------------------------------------------------------------------------------------------------------------------|-------------------------------------------------------------------------------------------------------------------------------------------------------------------------------------------------------------------------------------------------------------------------------------------------|



KEY MAP

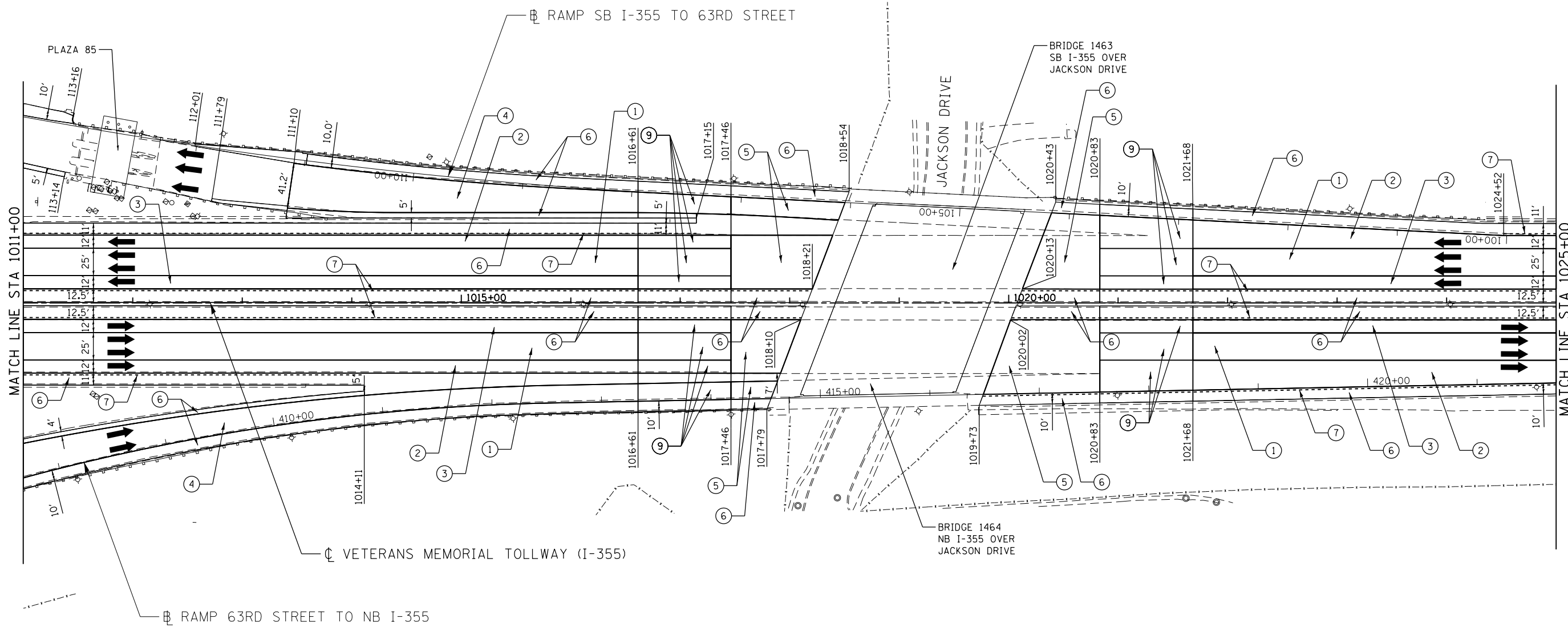



DRAWN BY JMR DATE 3/11/2018
 CHECKED BY RJD DATE 3/11/2018



REVISIONS	
NO.	DESCRIPTION

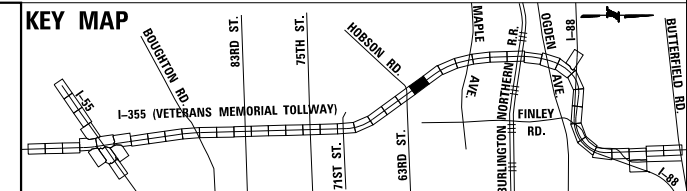
CONTRACT NO. RR-16-4255
 ROADWAY PLAN
 STA 997+00 - STA 1011+00
 RDY-24
 DRAWING NO. 449 OF 1517



P:\projects\2016\20161616-Veterans Memorial Tollway\Drawings\Current\Drawings\Files\4255\Civil\Sheet\255-ah-rdy-REL024.dgn
 Projects\2016\20161616-Veterans Memorial Tollway\Drawings\Current\Drawings\Files\4255\Civil\Sheet\255-ah-rdy-REL024.dgn

LEGEND

- | | | |
|----------------------------------------------------------------------------------------------------------------------------------------------------------------------------------------------------------------------------------------------------------------------------------------------------------------------------------------------------------------------------------------------------------------------------------------------------------------------------------------------------------------------------------------------------------------------------------------------------------------------------------------------------------|----------------------------------------------------------------------------------------------------------------------------------------------------------------------------------------------------------------------------------------------------------------------------------------------------------------------------------------------------------|-------------------------------------------------------------------------------------------------------------------------------------------------------------------------------------------------------------------------------------------------------------------------------------------------|
| <p>① STONE MATRIX WARM MIX ASPHALT SURFACE COURSE, IL-12.5, N80 (JI406048), 1.75"
 STONE MATRIX WARM MIX ASPHALT BINDER COURSE, IL-9.5, N80 (JI406041), 1.50"
 POLYMERIZED WARM MIX LEVELING BINDER (MACHINE METHOD), IL-4.75, N50 (JI406064), 0.75"</p> <p>② STONE MATRIX WARM MIX ASPHALT SURFACE COURSE, IL-12.5, N80 (JI406048), 1.75"
 POLYMERIZED WARM MIX LEVELING BINDER (MACHINE METHOD), IL-4.75, N50 (JI406064), 0.75"</p> <p>③ STONE MATRIX WARM MIX ASPHALT SURFACE COURSE, IL-12.5, N80 (JI406048), 2.00"
 STONE MATRIX WARM MIX ASPHALT BINDER COURSE, IL-12.5, N80 (JI406046), 2.00"</p> | <p>④ STONE MATRIX WARM MIX ASPHALT SURFACE COURSE, IL-12.5, N80 (JI406048), 1.75"</p> <p>⑤ STONE MATRIX WARM MIX ASPHALT SURFACE COURSE, IL-12.5, N80 (JI406048), 2.00"</p> <p>⑥ WARM MIX ASPHALT SURFACE COURSE, MIX "D", N70 (JI406510), 1.75"</p> <p>⑦ ASPHALT SHOULDER RUMBLE STRIP, 16 INCH (JI642014)</p> <p>⑧ BUTT JOINT (SEE ROADWAY DETAIL)</p> | <p>⑨ OVERLAY TRANSITION (SEE ROADWAY DETAIL)</p> <p>⑩ CONCRETE MEDIAN BARRIER TRANSITION, TYPE V-F</p> <p>⑪ GRADING AT LIGHT POLE
 AGGREGATE SHOULDERS SPECIAL, TYPE C (JI481070)
 FILTER FABRIC (28200200)
 SUBGRADE AGGREGATE, SPECIAL (JT313016), 1"</p> |
|----------------------------------------------------------------------------------------------------------------------------------------------------------------------------------------------------------------------------------------------------------------------------------------------------------------------------------------------------------------------------------------------------------------------------------------------------------------------------------------------------------------------------------------------------------------------------------------------------------------------------------------------------------|----------------------------------------------------------------------------------------------------------------------------------------------------------------------------------------------------------------------------------------------------------------------------------------------------------------------------------------------------------|-------------------------------------------------------------------------------------------------------------------------------------------------------------------------------------------------------------------------------------------------------------------------------------------------|



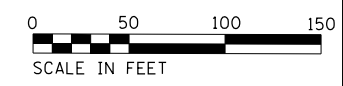
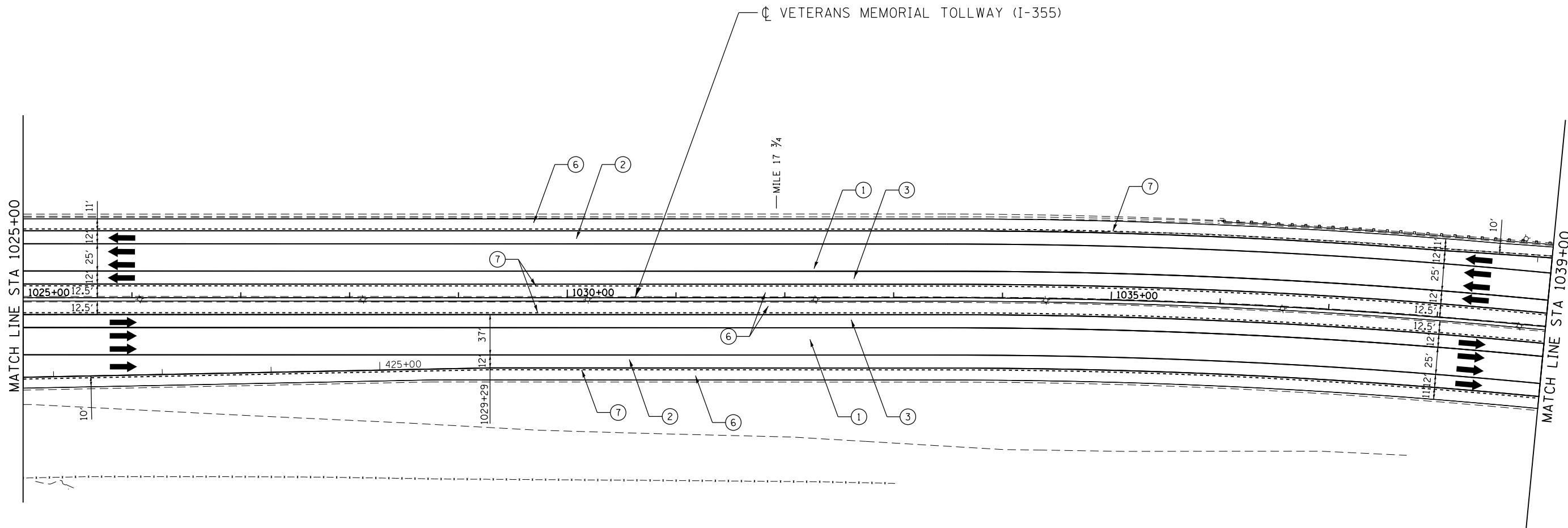

DRAWN BY JMR DATE 3/11/2018
 CHECKED BY RJD DATE 3/11/2018



REVISIONS	
NO.	DESCRIPTION

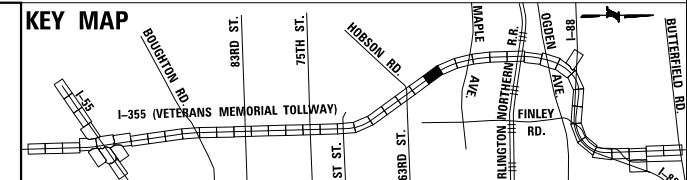
CONTRACT NO. RR-16-4255
 ROADWAY PLAN
 STA 1011+00 - STA 1025+00

RDY-25
 DRAWING NO.
 450 OF 1517



LEGEND

- | | | |
|----------------------------------------------------------------------------------------------------------------------------------------------------------------------------------------------------------------------------------------------------------------------------------------------------------------------------------------------------------------------------------------------------------------------------------------------------------------------------------------------------------------------------------------------------------------------------------------------------------------------|----------------------------------------------------------------------------------------------------------------------------------------------------------------------------------------------------------------------------------------------------------------------------------------------------------------------------------------------------------|----------------------------------------------------------------------------------------------------------------------------------------------------------------------------------------------------------------------------------------------------------------------|
| <p>① STONE MATRIX WARM MIX ASPHALT SURFACE COURSE, IL-12.5, N80 (JI406048), 1.75"
STONE MATRIX WARM MIX ASPHALT BINDER COURSE, IL-9.5, N80 (JI406041), 1.50"
POLYMERIZED WARM MIX LEVELING BINDER (MACHINE METHOD), IL-4.75, N50 (JI406064), 0.75"</p> <p>② STONE MATRIX WARM MIX ASPHALT SURFACE COURSE, IL-12.5, N80 (JI406048), 1.75"
POLYMERIZED WARM MIX LEVELING BINDER (MACHINE METHOD), IL-4.75, N50 (JI406064), 0.75"</p> <p>③ STONE MATRIX WARM MIX ASPHALT SURFACE COURSE, IL-12.5, N80 (JI406048), 2.00"
STONE MATRIX WARM MIX ASPHALT BINDER COURSE, IL-12.5, N80 (JI406046), 2.00"</p> | <p>④ STONE MATRIX WARM MIX ASPHALT SURFACE COURSE, IL-12.5, N80 (JI406048), 1.75"</p> <p>⑤ STONE MATRIX WARM MIX ASPHALT SURFACE COURSE, IL-12.5, N80 (JI406048), 2.00"</p> <p>⑥ WARM MIX ASPHALT SURFACE COURSE, MIX "D", N70 (JI406510), 1.75"</p> <p>⑦ ASPHALT SHOULDER RUMBLE STRIP, 16 INCH (JI642014)</p> <p>⑧ BUTT JOINT (SEE ROADWAY DETAIL)</p> | <p>⑨ OVERLAY TRANSITION (SEE ROADWAY DETAIL)</p> <p>⑩ CONCRETE MEDIAN BARRIER TRANSITION, TYPE V-F</p> <p>⑪ GRADING AT LIGHT POLE
AGGREGATE SHOULDERS SPECIAL, TYPE C (JI481070)
FILTER FABRIC (28200200)
SUBGRADE AGGREGATE, SPECIAL (JT313016), 1"</p> |
|----------------------------------------------------------------------------------------------------------------------------------------------------------------------------------------------------------------------------------------------------------------------------------------------------------------------------------------------------------------------------------------------------------------------------------------------------------------------------------------------------------------------------------------------------------------------------------------------------------------------|----------------------------------------------------------------------------------------------------------------------------------------------------------------------------------------------------------------------------------------------------------------------------------------------------------------------------------------------------------|----------------------------------------------------------------------------------------------------------------------------------------------------------------------------------------------------------------------------------------------------------------------|



DRAWN BY JMR DATE 3/11/2018
 CHECKED BY RJD DATE 3/11/2018



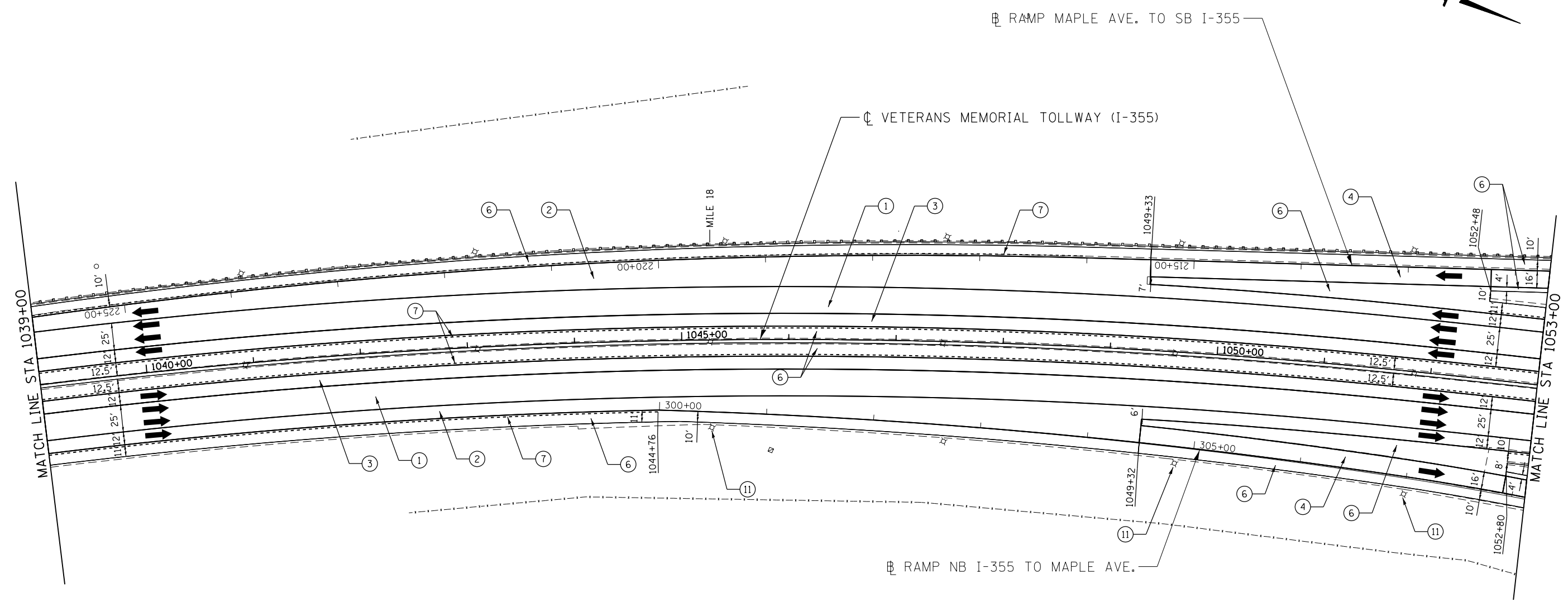
REVISIONS	
NO.	DESCRIPTION

CONTRACT NO. RR-16-4255
 ROADWAY PLAN
 STA 1025+00 - STA 1039+00

RDY-26
 DRAWING NO.
 451 OF 1517

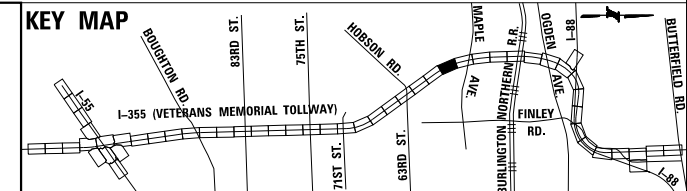
P:\proj\pwwork\primera\schicgo\comp\PRD\Documents\01\Projects\2016\20161616-Veterans Memorial Tollway\Drawings\Current\Drawings\Files\4255\Civil\Sheet\4255-ah-rdy-PEL025.dgn

P:\proj\p01\primera\chicago\comp\PRCD\Documents\01\Projects\2016\20161616-Veterans Memorial Tollway\Drawings\Current\Drawing Files\4255\Civil\Sheet\255-ah-rdy-rrdy-REL.026.dgn



LEGEND

- | | | |
|----------------------------------------------------------------------------------------------------------------------------------------------------------------------------------------------------------------------------------------------------------------------------------------------------------------------------------------------------------------------------------------------------------------------------------------------------------------------------------------------------------------------------------------------------------------------------------------------------------------------|----------------------------------------------------------------------------------------------------------------------------------------------------------------------------------------------------------------------------------------------------------------------------------------------------------------------------------------------------------|----------------------------------------------------------------------------------------------------------------------------------------------------------------------------------------------------------------------------------------------------------------------|
| <p>① STONE MATRIX WARM MIX ASPHALT SURFACE COURSE, IL-12.5, N80 (JI406048), 1.75"
STONE MATRIX WARM MIX ASPHALT BINDER COURSE, IL-9.5, N80 (JI406041), 1.50"
POLYMERIZED WARM MIX LEVELING BINDER (MACHINE METHOD), IL-4.75, N50 (JI406064), 0.75"</p> <p>② STONE MATRIX WARM MIX ASPHALT SURFACE COURSE, IL-12.5, N80 (JI406048), 1.75"
POLYMERIZED WARM MIX LEVELING BINDER (MACHINE METHOD), IL-4.75, N50 (JI406064), 0.75"</p> <p>③ STONE MATRIX WARM MIX ASPHALT SURFACE COURSE, IL-12.5, N80 (JI406048), 2.00"
STONE MATRIX WARM MIX ASPHALT BINDER COURSE, IL-12.5, N80 (JI406046), 2.00"</p> | <p>④ STONE MATRIX WARM MIX ASPHALT SURFACE COURSE, IL-12.5, N80 (JI406048), 1.75"</p> <p>⑤ STONE MATRIX WARM MIX ASPHALT SURFACE COURSE, IL-12.5, N80 (JI406048), 2.00"</p> <p>⑥ WARM MIX ASPHALT SURFACE COURSE, MIX "D", N70 (JI406510), 1.75"</p> <p>⑦ ASPHALT SHOULDER RUMBLE STRIP, 16 INCH (JI642014)</p> <p>⑧ BUTT JOINT (SEE ROADWAY DETAIL)</p> | <p>⑨ OVERLAY TRANSITION (SEE ROADWAY DETAIL)</p> <p>⑩ CONCRETE MEDIAN BARRIER TRANSITION, TYPE V-F</p> <p>⑪ GRADING AT LIGHT POLE
AGGREGATE SHOULDERS SPECIAL, TYPE C (JI481070)
FILTER FABRIC (28200200)
SUBGRADE AGGREGATE, SPECIAL (JT313016), 1"</p> |
|----------------------------------------------------------------------------------------------------------------------------------------------------------------------------------------------------------------------------------------------------------------------------------------------------------------------------------------------------------------------------------------------------------------------------------------------------------------------------------------------------------------------------------------------------------------------------------------------------------------------|----------------------------------------------------------------------------------------------------------------------------------------------------------------------------------------------------------------------------------------------------------------------------------------------------------------------------------------------------------|----------------------------------------------------------------------------------------------------------------------------------------------------------------------------------------------------------------------------------------------------------------------|



DRAWN BY JMR DATE 3/11/2018
 CHECKED BY RJD DATE 3/11/2018

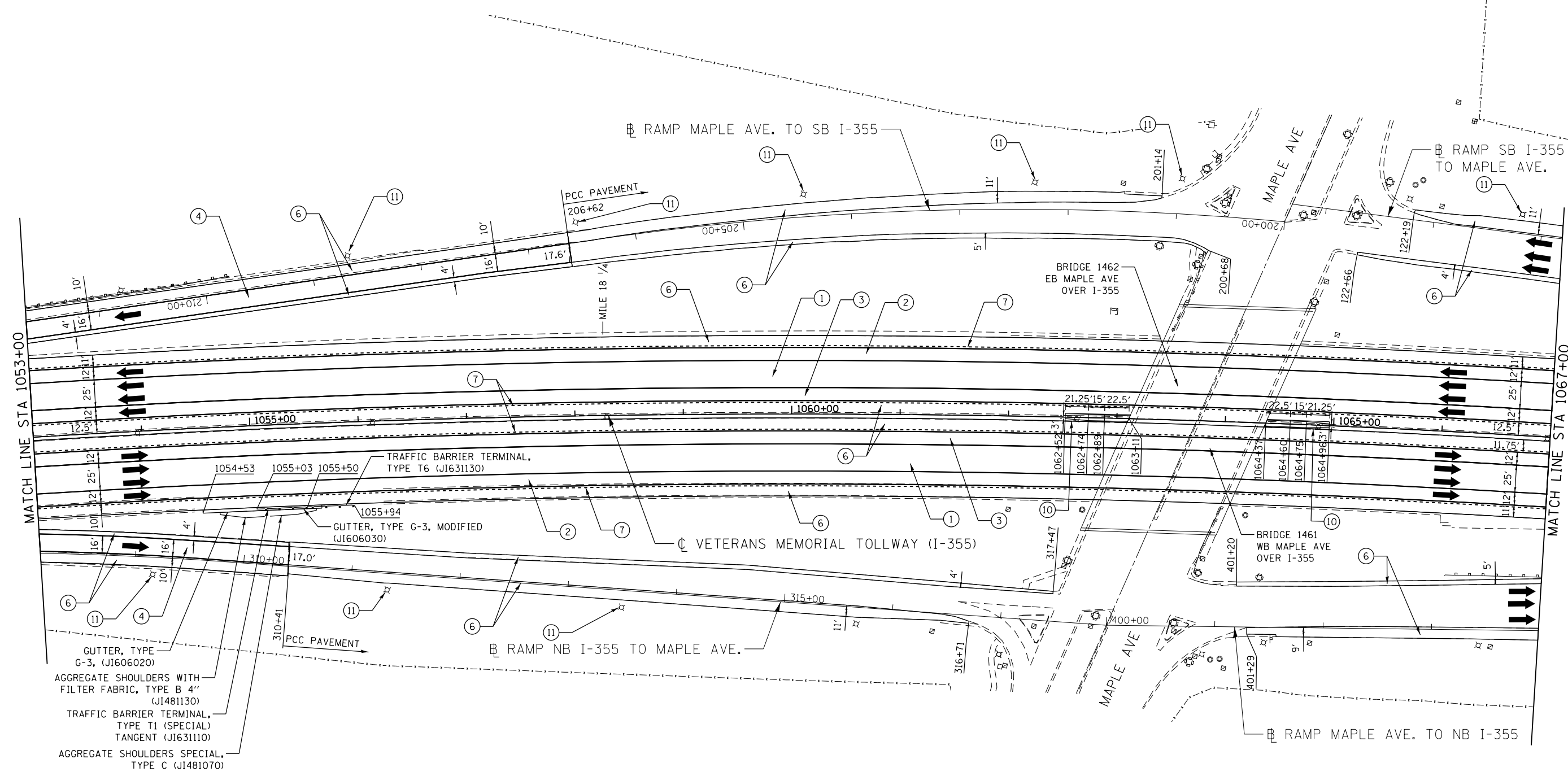


THE ILLINOIS STATE TOLL HIGHWAY AUTHORITY
 2700 OGDEN AVENUE
 DOWNERS GROVE,
 ILLINOIS 60515

REVISIONS	
NO.	DESCRIPTION

CONTRACT NO. RR-16-4255
 ROADWAY PLAN
 STA 1039+00 - STA 1053+00

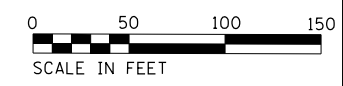
RDY-27
 DRAWING NO.
 452 OF 1517



MATCH LINE STA 1053+00

MATCH LINE STA 1067+00

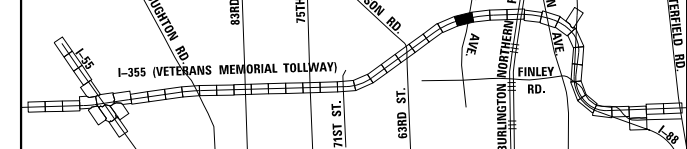
- GUTTER, TYPE G-3, (JI606020)
- AGGREGATE SHOULDERS WITH FILTER FABRIC, TYPE B 4" (JI481130)
- TRAFFIC BARRIER TERMINAL, TYPE T1 (SPECIAL) TANGENT (JI631110)
- AGGREGATE SHOULDERS SPECIAL, TYPE C (JI481070)



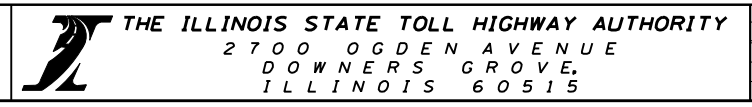
LEGEND

- | | | |
|-----------------------------------------------------------------------------------------------------------------------------------------------------------------------------------------------------------------------------------------------------------------------------------------------------------------------------------------------------------------------------------------------------------------------------------------------------------------------------------------------------------------------------------------------------------------------------------------------------------------------------------------------------------------------------------------|-------------------------------------------------------------------------------------------------------------------------------------------------------------------------------------------------------------------------------------------------------------------------------------------------------------------------------------------------------------------------------------------------------------|------------------------------------------------------------------------------------------------------------------------------------------------------------------------------------------------------------------------------------------------------------------------------------------------------------------------------------|
| <ul style="list-style-type: none"> ① STONE MATRIX WARM MIX ASPHALT SURFACE COURSE, IL-12.5, N80 (JI406048), 1.75" STONE MATRIX WARM MIX ASPHALT BINDER COURSE, IL-9.5, N80 (JI406041), 1.50" POLYMERIZED WARM MIX LEVELING BINDER (MACHINE METHOD), IL-4.75, N50 (JI406064), 0.75" ② STONE MATRIX WARM MIX ASPHALT SURFACE COURSE, IL-12.5, N80 (JI406048), 1.75" POLYMERIZED WARM MIX LEVELING BINDER (MACHINE METHOD), IL-4.75, N50 (JI406064), 0.75" ③ STONE MATRIX WARM MIX ASPHALT SURFACE COURSE, IL-12.5, N80 (JI406048), 2.00" STONE MATRIX WARM MIX ASPHALT BINDER COURSE, IL-12.5, N80 (JI406046), 2.00" | <ul style="list-style-type: none"> ④ STONE MATRIX WARM MIX ASPHALT SURFACE COURSE, IL-12.5, N80 (JI406048), 1.75" ⑤ STONE MATRIX WARM MIX ASPHALT SURFACE COURSE, IL-12.5, N80 (JI406048), 2.00" ⑥ WARM MIX ASPHALT SURFACE COURSE, MIX "D", N70 (JI406510), 1.75" ⑦ ASPHALT SHOULDER RUMBLE STRIP, 16 INCH (JI642014) ⑧ BUTT JOINT (SEE ROADWAY DETAIL) | <ul style="list-style-type: none"> ⑨ OVERLAY TRANSITION (SEE ROADWAY DETAIL) ⑩ CONCRETE MEDIAN BARRIER TRANSITION, TYPE V-F ⑪ GRADING AT LIGHT POLE AGGREGATE SHOULDERS SPECIAL, TYPE C (JI481070) FILTER FABRIC (28200200) SUBGRADE AGGREGATE, SPECIAL (JT313016), 1" |
|-----------------------------------------------------------------------------------------------------------------------------------------------------------------------------------------------------------------------------------------------------------------------------------------------------------------------------------------------------------------------------------------------------------------------------------------------------------------------------------------------------------------------------------------------------------------------------------------------------------------------------------------------------------------------------------------|-------------------------------------------------------------------------------------------------------------------------------------------------------------------------------------------------------------------------------------------------------------------------------------------------------------------------------------------------------------------------------------------------------------|------------------------------------------------------------------------------------------------------------------------------------------------------------------------------------------------------------------------------------------------------------------------------------------------------------------------------------|

KEY MAP



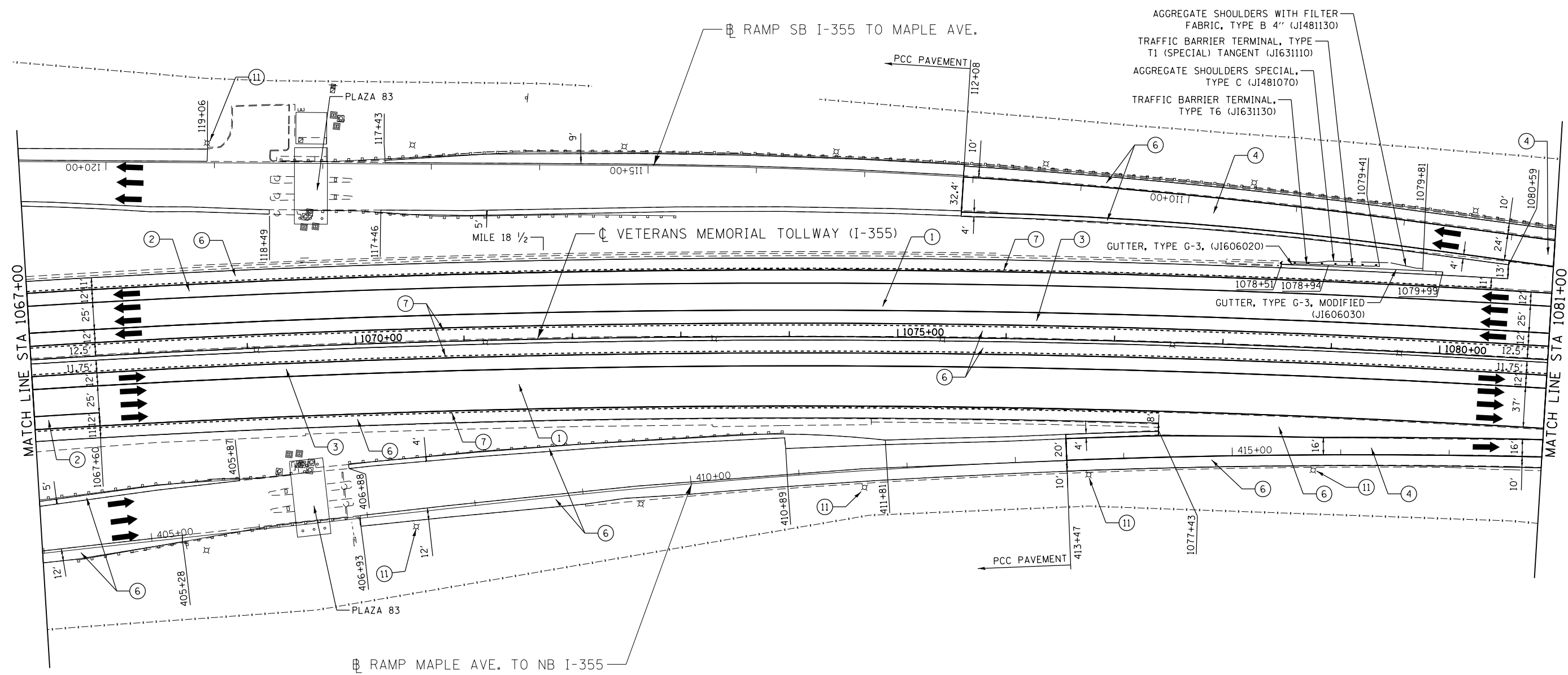
DRAWN BY JMR DATE 3/11/2018
 CHECKED BY RJD DATE 3/11/2018



REVISIONS	
NO.	DESCRIPTION

CONTRACT NO. RR-16-4255
 ROADWAY PLAN
 STA 1053+00 - STA 1067+00
 RDY-28
 DRAWING NO. 453 OF 1517

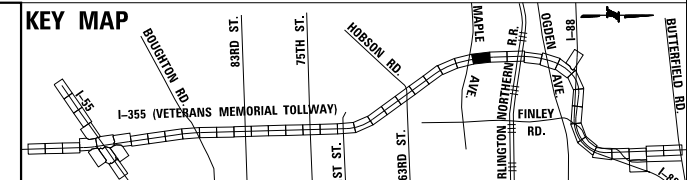
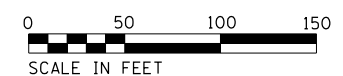
P:\proj\pamarr01\primera\chicago\comp\FRCD\Documents\01\Projects\2016\20161616-Veterans Memorial Tollway\Drawings\Current\Drawing Files\4255\Civil\Sheet\4255-ah-r-01-PEL027.dgn



P:\proj\pamarr01\primera\chicago\comp\PRCD\Documents\01\Projects\2016\20161616-Veterans Memorial Tollway\Drawings\Current Drawings\Files\4255\Civil\Sheet\4255-ah-rdy-PEL028.dgn

LEGEND

- | | | |
|----------------------------------------------------------------------------------------------------------------------------------------------------------------------------------------------------------------------------------------------------------------------------------------------------------------------------------------------------------------------------------------------------------------------------------------------------------------------------------------------------------------------------------------------------------------------------------------------------------------------------------------------------------|----------------------------------------------------------------------------------------------------------------------------------------------------------------------------------------------------------------------------------------------------------------------------------------------------------------------------------------------------------|-------------------------------------------------------------------------------------------------------------------------------------------------------------------------------------------------------------------------------------------------------------------------------------------------|
| <p>① STONE MATRIX WARM MIX ASPHALT SURFACE COURSE, IL-12.5, N80 (JI406048), 1.75"
 STONE MATRIX WARM MIX ASPHALT BINDER COURSE, IL-9.5, N80 (JI406041), 1.50"
 POLYMERIZED WARM MIX LEVELING BINDER (MACHINE METHOD), IL-4.75, N50 (JI406064), 0.75"</p> <p>② STONE MATRIX WARM MIX ASPHALT SURFACE COURSE, IL-12.5, N80 (JI406048), 1.75"
 POLYMERIZED WARM MIX LEVELING BINDER (MACHINE METHOD), IL-4.75, N50 (JI406064), 0.75"</p> <p>③ STONE MATRIX WARM MIX ASPHALT SURFACE COURSE, IL-12.5, N80 (JI406048), 2.00"
 STONE MATRIX WARM MIX ASPHALT BINDER COURSE, IL-12.5, N80 (JI406046), 2.00"</p> | <p>④ STONE MATRIX WARM MIX ASPHALT SURFACE COURSE, IL-12.5, N80 (JI406048), 1.75"</p> <p>⑤ STONE MATRIX WARM MIX ASPHALT SURFACE COURSE, IL-12.5, N80 (JI406048), 2.00"</p> <p>⑥ WARM MIX ASPHALT SURFACE COURSE, MIX "D", N70 (JI406510), 1.75"</p> <p>⑦ ASPHALT SHOULDER RUMBLE STRIP, 16 INCH (JI642014)</p> <p>⑧ BUTT JOINT (SEE ROADWAY DETAIL)</p> | <p>⑨ OVERLAY TRANSITION (SEE ROADWAY DETAIL)</p> <p>⑩ CONCRETE MEDIAN BARRIER TRANSITION, TYPE V-F</p> <p>⑪ GRADING AT LIGHT POLE
 AGGREGATE SHOULDERS SPECIAL, TYPE C (JI481070)
 FILTER FABRIC (28200200)
 SUBGRADE AGGREGATE, SPECIAL (JT313016), 1"</p> |
|----------------------------------------------------------------------------------------------------------------------------------------------------------------------------------------------------------------------------------------------------------------------------------------------------------------------------------------------------------------------------------------------------------------------------------------------------------------------------------------------------------------------------------------------------------------------------------------------------------------------------------------------------------|----------------------------------------------------------------------------------------------------------------------------------------------------------------------------------------------------------------------------------------------------------------------------------------------------------------------------------------------------------|-------------------------------------------------------------------------------------------------------------------------------------------------------------------------------------------------------------------------------------------------------------------------------------------------|



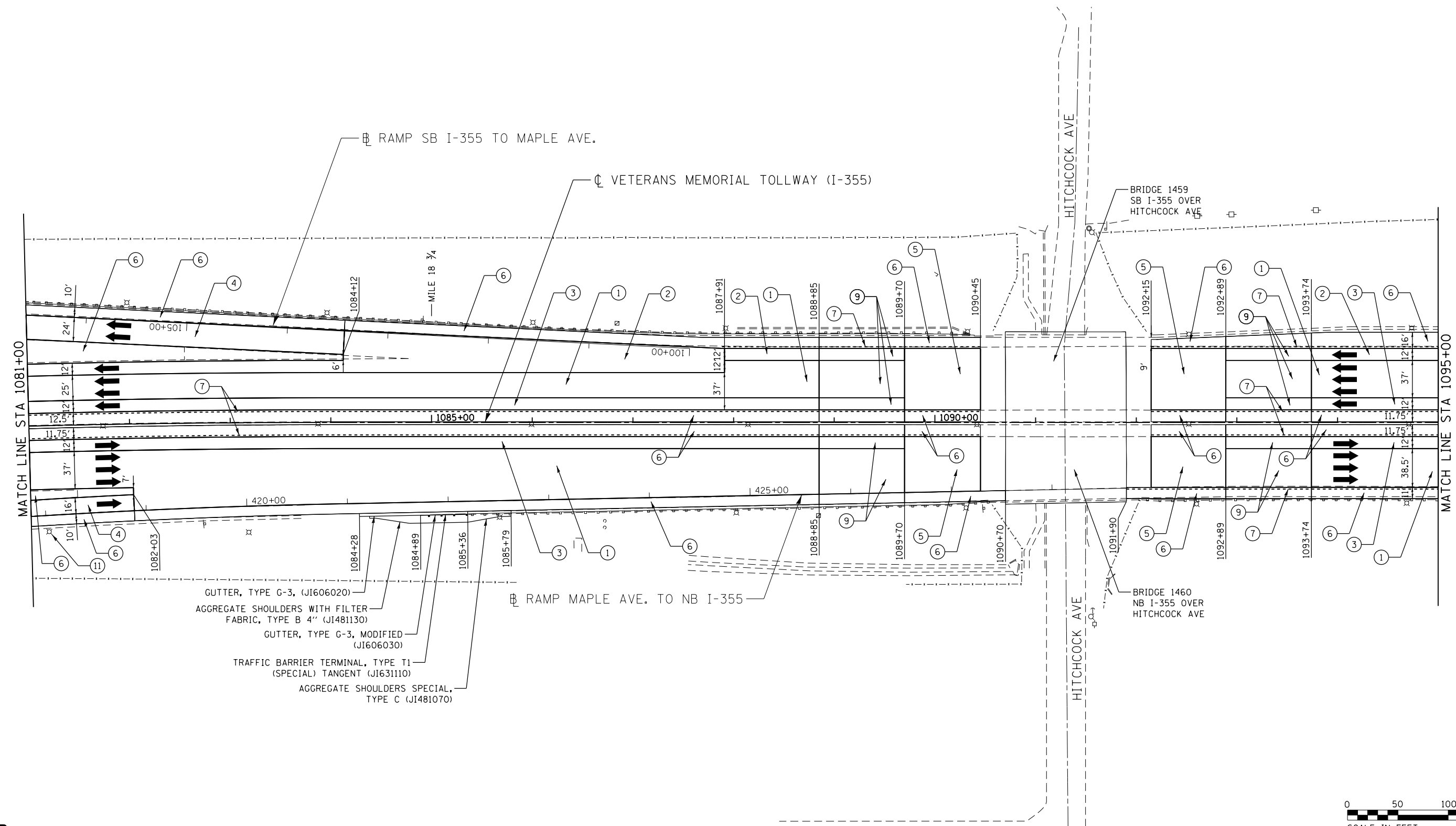
DRAWN BY JMR DATE 3/11/2018
 CHECKED BY RJD DATE 3/11/2018



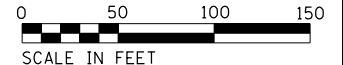
REVISIONS	
NO.	DATE

CONTRACT NO. RR-16-4255
 ROADWAY PLAN
 STA 1067+00 - STA 1081+00

RDY-29
 DRAWING NO.
 454 OF 1517



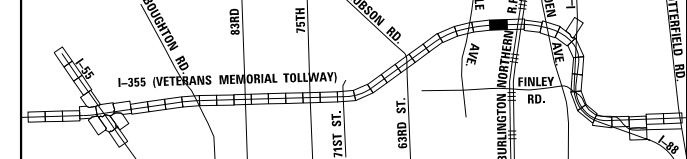
GUTTER, TYPE G-3, (JI606020)
 AGGREGATE SHOULDERS WITH FILTER FABRIC, TYPE B 4" (JI481130)
 GUTTER, TYPE G-3, MODIFIED (JI606030)
 TRAFFIC BARRIER TERMINAL, TYPE T1 (SPECIAL) TANGENT (JI631110)
 AGGREGATE SHOULDERS SPECIAL, TYPE C (JI481070)



LEGEND

- | | | |
|----------------------------------------------------------------------------------------------------------------------------------------------------------------------------------------------------------------------------------------------------------------------------------------------------------------------------------------------------------------------------------------------------------------------------------------------------------------------------------------------------------------------------------------------------------------------------------------------------------------------------------------------------------|----------------------------------------------------------------------------------------------------------------------------------------------------------------------------------------------------------------------------------------------------------------------------------------------------------------------------------------------------------|-------------------------------------------------------------------------------------------------------------------------------------------------------------------------------------------------------------------------------------------------------------------------------------------------|
| <p>① STONE MATRIX WARM MIX ASPHALT SURFACE COURSE, IL-12.5, N80 (JI406048), 1.75"
 STONE MATRIX WARM MIX ASPHALT BINDER COURSE, IL-9.5, N80 (JI406041), 1.50"
 POLYMERIZED WARM MIX LEVELING BINDER (MACHINE METHOD), IL-4.75, N50 (JI406064), 0.75"</p> <p>② STONE MATRIX WARM MIX ASPHALT SURFACE COURSE, IL-12.5, N80 (JI406048), 1.75"
 POLYMERIZED WARM MIX LEVELING BINDER (MACHINE METHOD), IL-4.75, N50 (JI406064), 0.75"</p> <p>③ STONE MATRIX WARM MIX ASPHALT SURFACE COURSE, IL-12.5, N80 (JI406048), 2.00"
 STONE MATRIX WARM MIX ASPHALT BINDER COURSE, IL-12.5, N80 (JI406046), 2.00"</p> | <p>④ STONE MATRIX WARM MIX ASPHALT SURFACE COURSE, IL-12.5, N80 (JI406048), 1.75"</p> <p>⑤ STONE MATRIX WARM MIX ASPHALT SURFACE COURSE, IL-12.5, N80 (JI406048), 2.00"</p> <p>⑥ WARM MIX ASPHALT SURFACE COURSE, MIX "D", N70 (JI406510), 1.75"</p> <p>⑦ ASPHALT SHOULDER RUMBLE STRIP, 16 INCH (JI642014)</p> <p>⑧ BUTT JOINT (SEE ROADWAY DETAIL)</p> | <p>⑨ OVERLAY TRANSITION (SEE ROADWAY DETAIL)</p> <p>⑩ CONCRETE MEDIAN BARRIER TRANSITION, TYPE V-F</p> <p>⑪ GRADING AT LIGHT POLE
 AGGREGATE SHOULDERS SPECIAL, TYPE C (JI481070)
 FILTER FABRIC (28200200)
 SUBGRADE AGGREGATE, SPECIAL (JT313016), 1"</p> |
|----------------------------------------------------------------------------------------------------------------------------------------------------------------------------------------------------------------------------------------------------------------------------------------------------------------------------------------------------------------------------------------------------------------------------------------------------------------------------------------------------------------------------------------------------------------------------------------------------------------------------------------------------------|----------------------------------------------------------------------------------------------------------------------------------------------------------------------------------------------------------------------------------------------------------------------------------------------------------------------------------------------------------|-------------------------------------------------------------------------------------------------------------------------------------------------------------------------------------------------------------------------------------------------------------------------------------------------|

KEY MAP



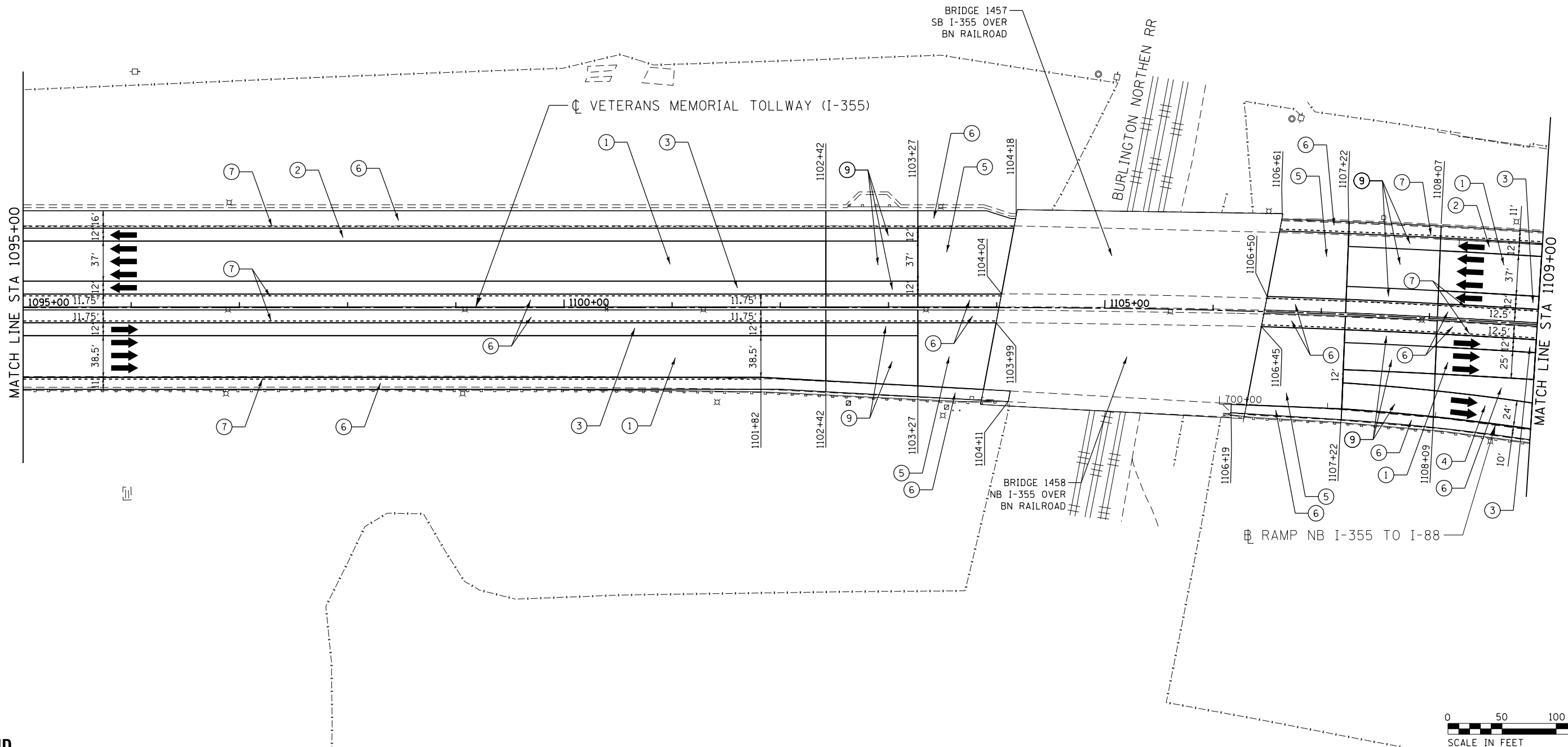
DRAWN BY JMR DATE 3/11/2018
 CHECKED BY RJD DATE 3/11/2018



REVISIONS	
NO.	DESCRIPTION

CONTRACT NO. RR-16-4255
 ROADWAY PLAN
 STA 1081+00 - STA 1095+00

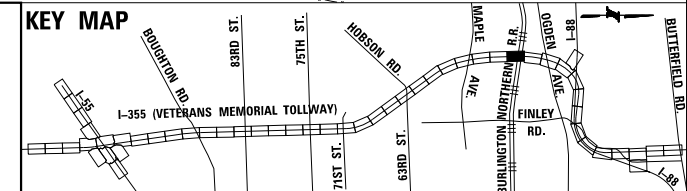
RDY-30
 DRAWING NO.
 455 OF 1517



P:\proj\p001\primera\chicago\comp\PRCD\Documents\01\Projects\2016\20161616_Veterans Memorial Tollway\Drawings\Current\Drawings\Files\4255\Civil\Sheet\255-ah-rdy-REL030.dgn

LEGEND

- | | | |
|----------------------------------------------------------------------------------------------------------------------------------------------------------------------------------------------------------------------------------------------------------------------------------------------------------------------------------------------------------------------------------------------------------------------------------------------------------------------------------------------------------------------------------------------------------------------------------------------------------------------------------------------------------|----------------------------------------------------------------------------------------------------------------------------------------------------------------------------------------------------------------------------------------------------------------------------------------------------------------------------------------------------------|-------------------------------------------------------------------------------------------------------------------------------------------------------------------------------------------------------------------------------------------------------------------------------------------------|
| <p>① STONE MATRIX WARM MIX ASPHALT SURFACE COURSE, IL-12.5, N80 (J1406048), 1.75"
 STONE MATRIX WARM MIX ASPHALT BINDER COURSE, IL-9.5, N80 (J1406041), 1.50"
 POLYMERIZED WARM MIX LEVELING BINDER (MACHINE METHOD), IL-4.75, N50 (J1406064), 0.75"</p> <p>② STONE MATRIX WARM MIX ASPHALT SURFACE COURSE, IL-12.5, N80 (J1406048), 1.75"
 POLYMERIZED WARM MIX LEVELING BINDER (MACHINE METHOD), IL-4.75, N50 (J1406064), 0.75"</p> <p>③ STONE MATRIX WARM MIX ASPHALT SURFACE COURSE, IL-12.5, N80 (J1406048), 2.00"
 STONE MATRIX WARM MIX ASPHALT BINDER COURSE, IL-12.5, N80 (J1406046), 2.00"</p> | <p>④ STONE MATRIX WARM MIX ASPHALT SURFACE COURSE, IL-12.5, N80 (J1406048), 1.75"</p> <p>⑤ STONE MATRIX WARM MIX ASPHALT SURFACE COURSE, IL-12.5, N80 (J1406048), 2.00"</p> <p>⑥ WARM MIX ASPHALT SURFACE COURSE, MIX "D", N70 (J1406510), 1.75"</p> <p>⑦ ASPHALT SHOULDER RUMBLE STRIP, 16 INCH (J1642014)</p> <p>⑧ BUTT JOINT (SEE ROADWAY DETAIL)</p> | <p>⑨ OVERLAY TRANSITION (SEE ROADWAY DETAIL)</p> <p>⑩ CONCRETE MEDIAN BARRIER TRANSITION, TYPE V-F</p> <p>⑪ GRADING AT LIGHT POLE
 AGGREGATE SHOULDERS SPECIAL, TYPE C (J1481070)
 FILTER FABRIC (28200200)
 SUBGRADE AGGREGATE, SPECIAL (JT313016), 1"</p> |
|----------------------------------------------------------------------------------------------------------------------------------------------------------------------------------------------------------------------------------------------------------------------------------------------------------------------------------------------------------------------------------------------------------------------------------------------------------------------------------------------------------------------------------------------------------------------------------------------------------------------------------------------------------|----------------------------------------------------------------------------------------------------------------------------------------------------------------------------------------------------------------------------------------------------------------------------------------------------------------------------------------------------------|-------------------------------------------------------------------------------------------------------------------------------------------------------------------------------------------------------------------------------------------------------------------------------------------------|



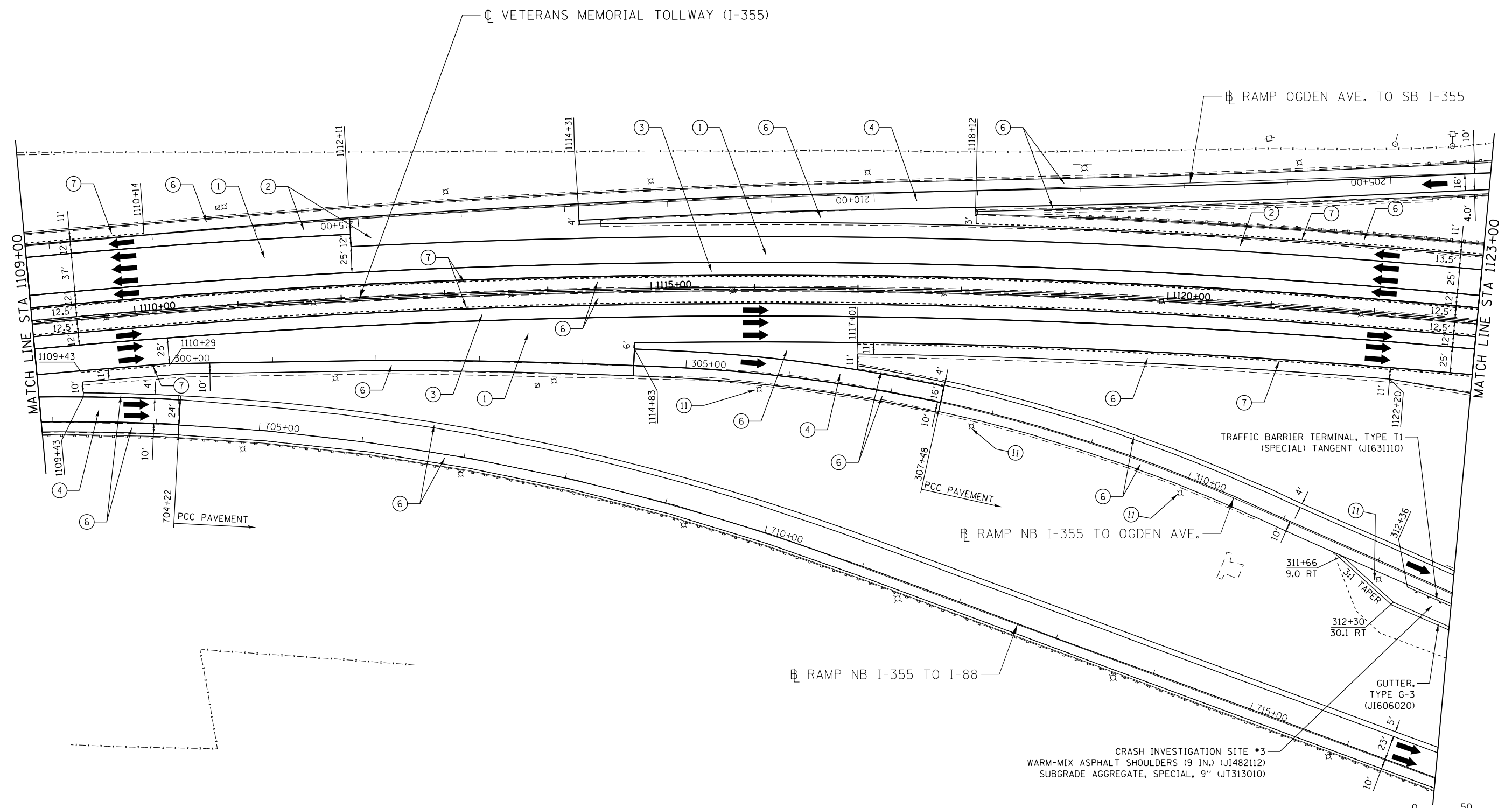
DRAWN BY **JMR** DATE **3/11/2018**
 CHECKED BY **RJD** DATE **3/11/2018**



REVISIONS	
NO.	DESCRIPTION

CONTRACT NO. RR-16-4255
ROADWAY PLAN
STA 1095+00 - STA 1109+00

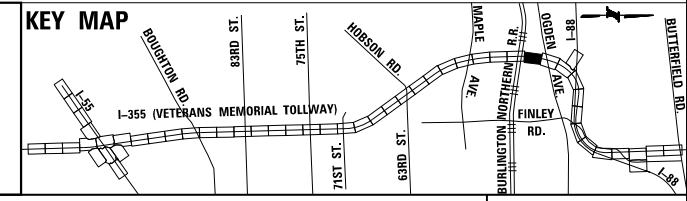

RDY-31
DRAWING NO.
456 OF 1517



P:\proj\p01\primera\schicago\comp\FRQD\Documents\01\Projects\2016\20161616-Veterans Memorial Tollway\Drawings\Current\Drawings\Files\4255\Civil\Sheet\4255-ah-rdy-RR-16-4255.dgn

LEGEND

- | | | |
|----------------------------------------------------------------------------------------------------------------------------------------------------------------------------------------------------------------------------------------------------------------------------------------------------------------------------------------------------------------------------------------------------------------------------------------------------------------------------------------------------------------------------------------------------------------------------------------------------------------------|----------------------------------------------------------------------------------------------------------------------------------------------------------------------------------------------------------------------------------------------------------------------------------------------------------------------------------------------------------|----------------------------------------------------------------------------------------------------------------------------------------------------------------------------------------------------------------------------------------------------------------------|
| <p>① STONE MATRIX WARM MIX ASPHALT SURFACE COURSE, IL-12.5, N80 (J1406048), 1.75"
STONE MATRIX WARM MIX ASPHALT BINDER COURSE, IL-9.5, N80 (J1406041), 1.50"
POLYMERIZED WARM MIX LEVELING BINDER (MACHINE METHOD), IL-4.75, N50 (J1406064), 0.75"</p> <p>② STONE MATRIX WARM MIX ASPHALT SURFACE COURSE, IL-12.5, N80 (J1406048), 1.75"
POLYMERIZED WARM MIX LEVELING BINDER (MACHINE METHOD), IL-4.75, N50 (J1406064), 0.75"</p> <p>③ STONE MATRIX WARM MIX ASPHALT SURFACE COURSE, IL-12.5, N80 (J1406048), 2.00"
STONE MATRIX WARM MIX ASPHALT BINDER COURSE, IL-12.5, N80 (J1406046), 2.00"</p> | <p>④ STONE MATRIX WARM MIX ASPHALT SURFACE COURSE, IL-12.5, N80 (J1406048), 1.75"</p> <p>⑤ STONE MATRIX WARM MIX ASPHALT SURFACE COURSE, IL-12.5, N80 (J1406048), 2.00"</p> <p>⑥ WARM MIX ASPHALT SURFACE COURSE, MIX "D", N70 (J1406510), 1.75"</p> <p>⑦ ASPHALT SHOULDER RUMBLE STRIP, 16 INCH (J1642014)</p> <p>⑧ BUTT JOINT (SEE ROADWAY DETAIL)</p> | <p>⑨ OVERLAY TRANSITION (SEE ROADWAY DETAIL)</p> <p>⑩ CONCRETE MEDIAN BARRIER TRANSITION, TYPE V-F</p> <p>⑪ GRADING AT LIGHT POLE
AGGREGATE SHOULDERS SPECIAL, TYPE C (J1481070)
FILTER FABRIC (28200200)
SUBGRADE AGGREGATE, SPECIAL (JT313016), 1"</p> |
|----------------------------------------------------------------------------------------------------------------------------------------------------------------------------------------------------------------------------------------------------------------------------------------------------------------------------------------------------------------------------------------------------------------------------------------------------------------------------------------------------------------------------------------------------------------------------------------------------------------------|----------------------------------------------------------------------------------------------------------------------------------------------------------------------------------------------------------------------------------------------------------------------------------------------------------------------------------------------------------|----------------------------------------------------------------------------------------------------------------------------------------------------------------------------------------------------------------------------------------------------------------------|



DRAWN BY JMR DATE 3/11/2018
 CHECKED BY RJD DATE 3/11/2018



REVISIONS	
NO.	DESCRIPTION

CONTRACT NO. RR-16-4255
 ROADWAY PLAN
 STA 1109+00 - STA 1123+00

RDY-32
 DRAWING NO.
 457 OF 1517



CRASH INVESTIGATION SITE #4
 WARM-MIX ASPHALT SHOULDERS (9 IN.) (J1482112)
 SUBGRADE AGGREGATE, SPECIAL, 9" (JT313010)
 GUTTER, TYPE G-3 (J1606020)

GUTTER, TYPE G-2 (J1606010)

TRAFFIC BARRIER TERMINAL, TYPE T1 (SPECIAL) TANGENT (J1631110)
 GALVANIZED STEEL PLATE BEAM GUARDRAIL, TYPE A, 6 FOOT POSTS (J1630002)

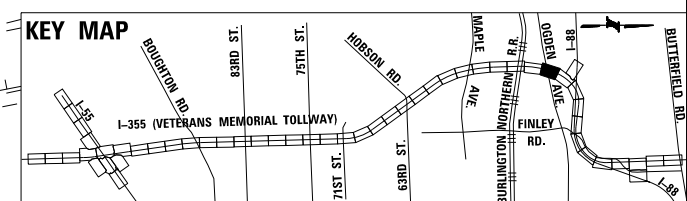
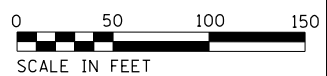
BRIDGE 1456
 NB I-355 OVER
 OGDEN AVE

GALVANIZED STEEL PLATE BEAM GUARDRAIL, TYPE A, 6 FOOT POSTS (J1630002)

TRAFFIC BARRIER TERMINAL, TYPE T2 (J1631120)

CRASH INVESTIGATION SITE #3
 WARM-MIX ASPHALT SHOULDERS (9 IN.) (J1482112)
 SUBGRADE AGGREGATE, SPECIAL, 9" (JT313010)

LEGEND
 SEE PREVIOUS SHEET.



P:\proj\p01\primera\chicago\comp\PRD\Documents\01\Projects\2016\20161616_Veterans Memorial Tollway\Drawings\Current\Drawings\Files\4255\Civil\Sheet\4255-ah-rdy-REL032.dgn

DRAWN BY JMR DATE 3/11/2018
 CHECKED BY RJD DATE 3/11/2018



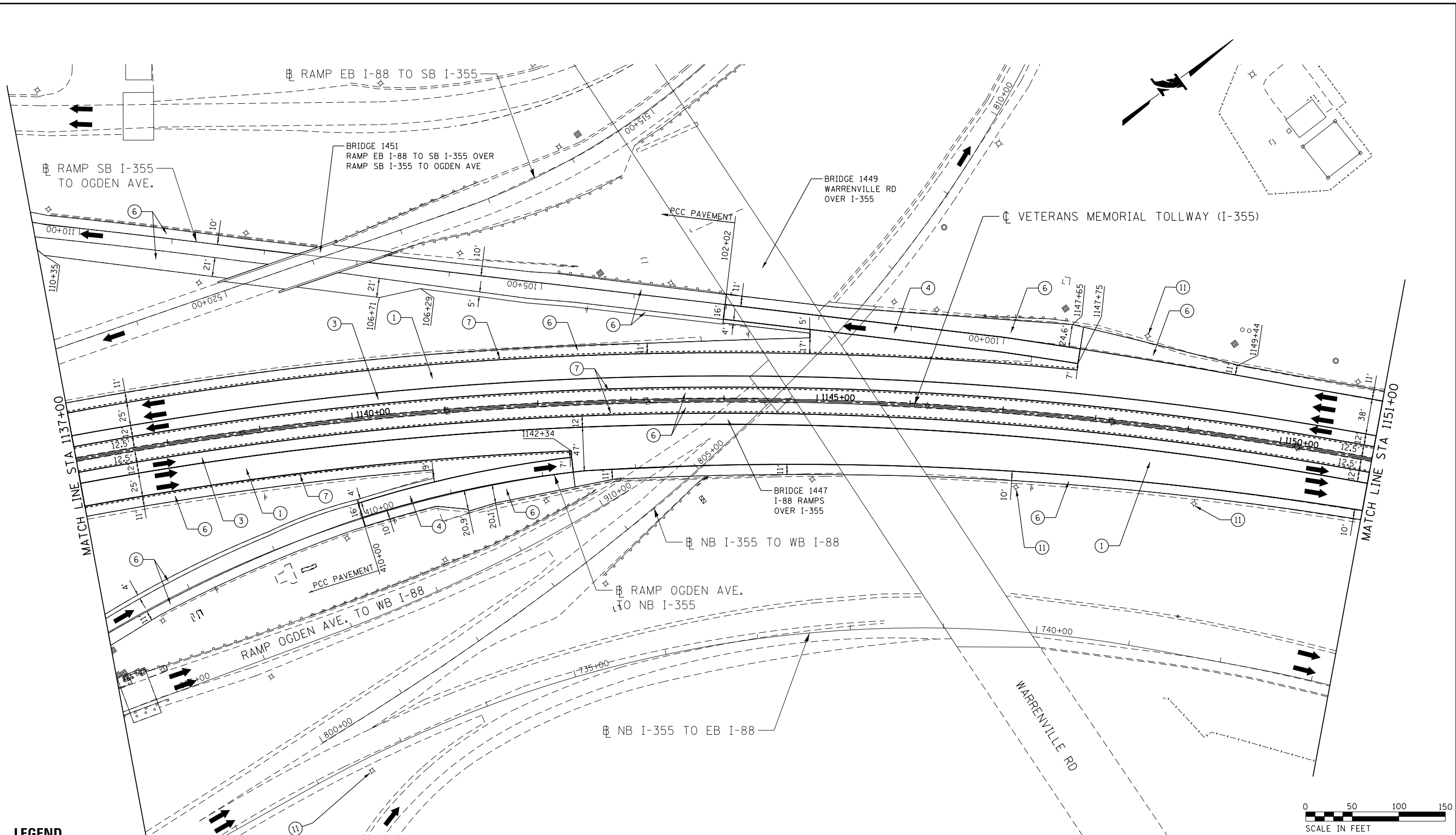
THE ILLINOIS STATE TOLL HIGHWAY AUTHORITY
 2700 OGDEN AVENUE
 DOWNERS GROVE,
 ILLINOIS 60515

NO.		REVISIONS	
NO.	DATE	DESCRIPTION	

CONTRACT NO. RR-16-4255
 ROADWAY PLAN
 STA 1123+00 - STA 1137+00

RDY-33
 DRAWING NO.
 458 OF 1517

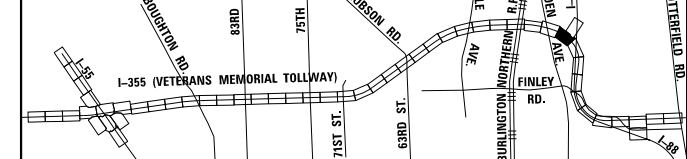
I:\projects\2016\20161616 - Veterans Memorial Tollway\Drawings\Current Drawings\Files\4255\Civil\Sheet\255-ah-rdy-REL033.dgn
 I:\projects\2016\20161616 - Veterans Memorial Tollway\Drawings\Current Drawings\Files\4255\Civil\Sheet\255-ah-rdy-REL033.dgn
 I:\projects\2016\20161616 - Veterans Memorial Tollway\Drawings\Current Drawings\Files\4255\Civil\Sheet\255-ah-rdy-REL033.dgn



LEGEND

- | | | |
|----------------------------------------------------------------------------------------------------------------------------------------------------------------------------------------------------------------------------------------------------------------------------------------------------------------------------------------------------------------------------------------------------------------------------------------------------------------------------------------------------------------------------------------------------------------------------------------------------------------------------------------------------------|----------------------------------------------------------------------------------------------------------------------------------------------------------------------------------------------------------------------------------------------------------------------------------------------------------------------------------------------------------|-------------------------------------------------------------------------------------------------------------------------------------------------------------------------------------------------------------------------------------------------------------------------------------------------|
| <p>① STONE MATRIX WARM MIX ASPHALT SURFACE COURSE, IL-12.5, N80 (JI406048), 1.75"
 STONE MATRIX WARM MIX ASPHALT BINDER COURSE, IL-9.5, N80 (JI406041), 1.50"
 POLYMERIZED WARM MIX LEVELING BINDER (MACHINE METHOD), IL-4.75, N50 (JI406064), 0.75"</p> <p>② STONE MATRIX WARM MIX ASPHALT SURFACE COURSE, IL-12.5, N80 (JI406048), 1.75"
 POLYMERIZED WARM MIX LEVELING BINDER (MACHINE METHOD), IL-4.75, N50 (JI406064), 0.75"</p> <p>③ STONE MATRIX WARM MIX ASPHALT SURFACE COURSE, IL-12.5, N80 (JI406048), 2.00"
 STONE MATRIX WARM MIX ASPHALT BINDER COURSE, IL-12.5, N80 (JI406046), 2.00"</p> | <p>④ STONE MATRIX WARM MIX ASPHALT SURFACE COURSE, IL-12.5, N80 (JI406048), 1.75"</p> <p>⑤ STONE MATRIX WARM MIX ASPHALT SURFACE COURSE, IL-12.5, N80 (JI406048), 2.00"</p> <p>⑥ WARM MIX ASPHALT SURFACE COURSE, MIX "D", N70 (JI406510), 1.75"</p> <p>⑦ ASPHALT SHOULDER RUMBLE STRIP, 16 INCH (JI642014)</p> <p>⑧ BUTT JOINT (SEE ROADWAY DETAIL)</p> | <p>⑨ OVERLAY TRANSITION (SEE ROADWAY DETAIL)</p> <p>⑩ CONCRETE MEDIAN BARRIER TRANSITION, TYPE V-F</p> <p>⑪ GRADING AT LIGHT POLE
 AGGREGATE SHOULDERS SPECIAL, TYPE C (JI481070)
 FILTER FABRIC (28200200)
 SUBGRADE AGGREGATE, SPECIAL (JT313016), 1"</p> |
|----------------------------------------------------------------------------------------------------------------------------------------------------------------------------------------------------------------------------------------------------------------------------------------------------------------------------------------------------------------------------------------------------------------------------------------------------------------------------------------------------------------------------------------------------------------------------------------------------------------------------------------------------------|----------------------------------------------------------------------------------------------------------------------------------------------------------------------------------------------------------------------------------------------------------------------------------------------------------------------------------------------------------|-------------------------------------------------------------------------------------------------------------------------------------------------------------------------------------------------------------------------------------------------------------------------------------------------|

KEY MAP



DRAWN BY JMR DATE 3/11/2018
 CHECKED BY RJD DATE 3/11/2018



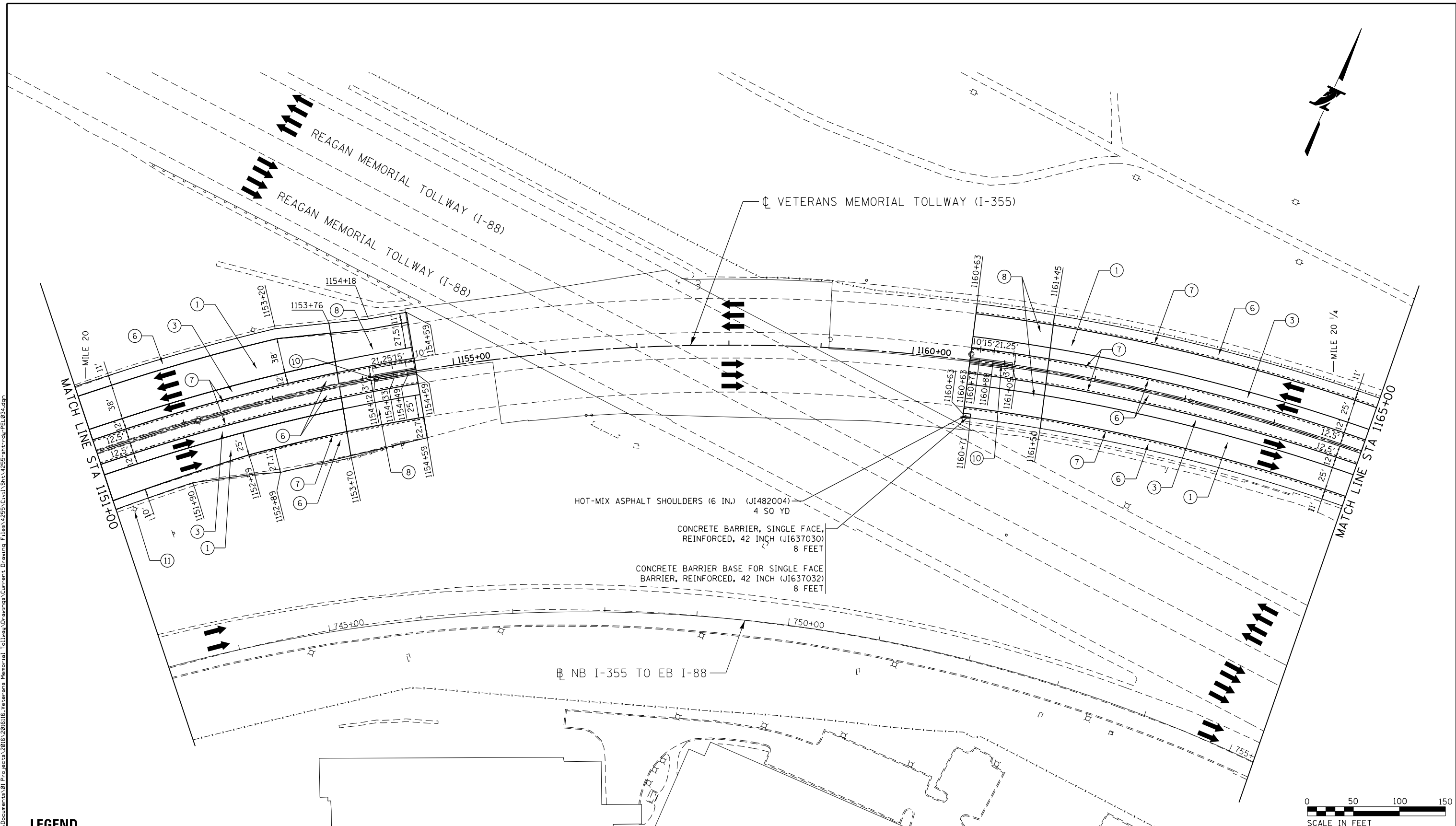
THE ILLINOIS STATE TOLL HIGHWAY AUTHORITY
 2700 OGDEN AVENUE
 DOWNERS GROVE,
 ILLINOIS 60515

REVISIONS	
NO.	DESCRIPTION

CONTRACT NO. RR-16-4255
 ROADWAY PLAN
 STA 1137+00 - STA 1151+00

RDY-34
 DRAWING NO.
 459 OF 1517

P:\proj\pman\01\primera\schicago\comp\PRD\Documents\01\Projects\2016\20161616-Veterans Memorial Tollway\Drawings\Current\Drawings\Files\4255\Civil\Sheet\255-ah-rdy-rrdy-REL034.dgn

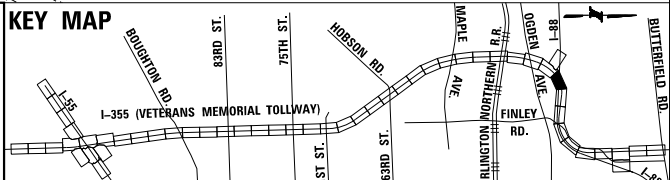


HOT-MIX ASPHALT SHOULDERS (6 IN.) (JI482004)
 4 SQ YD
 CONCRETE BARRIER, SINGLE FACE,
 REINFORCED, 42 INCH (JI637030)
 8 FEET
 CONCRETE BARRIER BASE FOR SINGLE FACE
 BARRIER, REINFORCED, 42 INCH (JI637032)
 8 FEET



LEGEND

- | | | |
|----------------------------------------------------------------------------------------------------------------------------------------------------------------------------------------------------------------------------------------------------------------------------------------------------------------------------------------------------------------------------------------------------------------------------------------------------------------------------------------------------------------------------------------------------------------------------------------------------------------------------------------------------------|----------------------------------------------------------------------------------------------------------------------------------------------------------------------------------------------------------------------------------------------------------------------------------------------------------------------------------------------------------|-------------------------------------------------------------------------------------------------------------------------------------------------------------------------------------------------------------------------------------------------------------------------------------------------|
| <p>① STONE MATRIX WARM MIX ASPHALT SURFACE COURSE, IL-12.5, N80 (JI406048), 1.75"
 STONE MATRIX WARM MIX ASPHALT BINDER COURSE, IL-9.5, N80 (JI406041), 1.50"
 POLYMERIZED WARM MIX LEVELING BINDER (MACHINE METHOD), IL-4.75, N50 (JI406064), 0.75"</p> <p>② STONE MATRIX WARM MIX ASPHALT SURFACE COURSE, IL-12.5, N80 (JI406048), 1.75"
 POLYMERIZED WARM MIX LEVELING BINDER (MACHINE METHOD), IL-4.75, N50 (JI406064), 0.75"</p> <p>③ STONE MATRIX WARM MIX ASPHALT SURFACE COURSE, IL-12.5, N80 (JI406048), 2.00"
 STONE MATRIX WARM MIX ASPHALT BINDER COURSE, IL-12.5, N80 (JI406046), 2.00"</p> | <p>④ STONE MATRIX WARM MIX ASPHALT SURFACE COURSE, IL-12.5, N80 (JI406048), 1.75"</p> <p>⑤ STONE MATRIX WARM MIX ASPHALT SURFACE COURSE, IL-12.5, N80 (JI406048), 2.00"</p> <p>⑥ WARM MIX ASPHALT SURFACE COURSE, MIX "D", N70 (JI406510), 1.75"</p> <p>⑦ ASPHALT SHOULDER RUMBLE STRIP, 16 INCH (JI642014)</p> <p>⑧ BUTT JOINT (SEE ROADWAY DETAIL)</p> | <p>⑨ OVERLAY TRANSITION (SEE ROADWAY DETAIL)</p> <p>⑩ CONCRETE MEDIAN BARRIER TRANSITION, TYPE V-F</p> <p>⑪ GRADING AT LIGHT POLE
 AGGREGATE SHOULDERS SPECIAL, TYPE C (JI481070)
 FILTER FABRIC (28200200)
 SUBGRADE AGGREGATE, SPECIAL (JT313016), 1"</p> |
|----------------------------------------------------------------------------------------------------------------------------------------------------------------------------------------------------------------------------------------------------------------------------------------------------------------------------------------------------------------------------------------------------------------------------------------------------------------------------------------------------------------------------------------------------------------------------------------------------------------------------------------------------------|----------------------------------------------------------------------------------------------------------------------------------------------------------------------------------------------------------------------------------------------------------------------------------------------------------------------------------------------------------|-------------------------------------------------------------------------------------------------------------------------------------------------------------------------------------------------------------------------------------------------------------------------------------------------|



DRAWN BY JMR DATE 3/11/2018
 CHECKED BY RJD DATE 3/11/2018

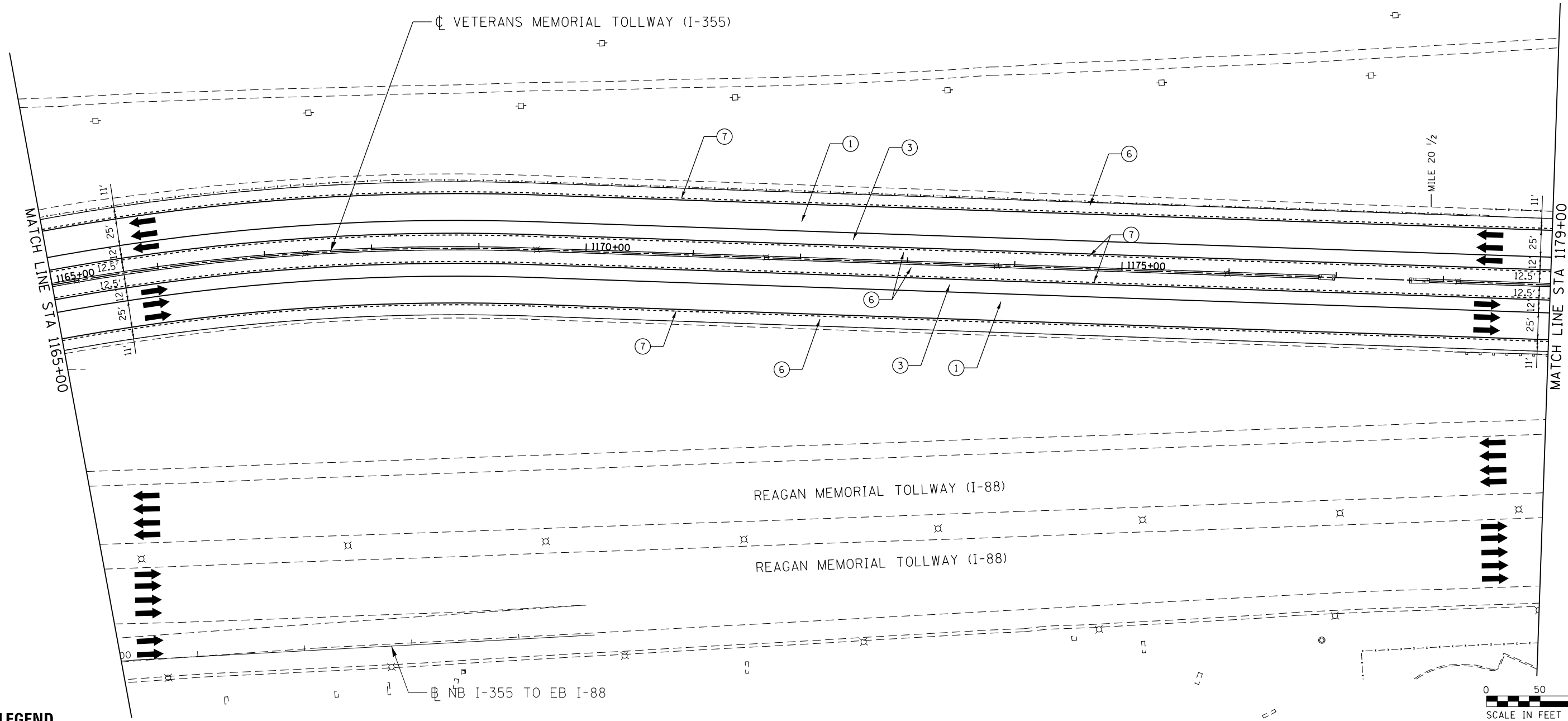


REVISIONS	
NO.	DESCRIPTION

CONTRACT NO. RR-16-4255
 ROADWAY PLAN
 STA 1151+00 - STA 1165+00
 RDY-35
 DRAWING NO. 460 OF 1517



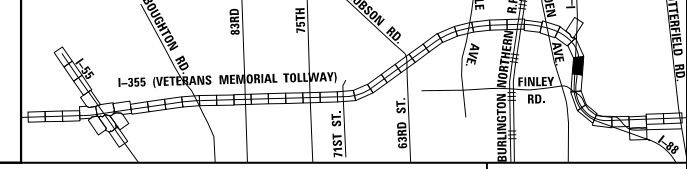
P:\proj\pumar01\primera\chicago\comp\PRCD\Documents\01\Projects\2016\20161616-Veterans Memorial Tollway\Drawings\Current\Drawings\Files\4255\Civil\Sheet\4255-ah-rdy-REL035.dgn



LEGEND

- | | | |
|----------------------------------------------------------------------------------------------------------------------------------------------------------------------------------------------------------------------------------------------------------------------------------------------------------------------------------------------------------------------------------------------------------------------------------------------------------------------------------------------------------------------------------------------------------------------------------------------------------------------------------------------------------|----------------------------------------------------------------------------------------------------------------------------------------------------------------------------------------------------------------------------------------------------------------------------------------------------------------------------------------------------------|-------------------------------------------------------------------------------------------------------------------------------------------------------------------------------------------------------------------------------------------------------------------------------------------------|
| <p>① STONE MATRIX WARM MIX ASPHALT SURFACE COURSE, IL-12.5, N80 (JI406048), 1.75"
 STONE MATRIX WARM MIX ASPHALT BINDER COURSE, IL-9.5, N80 (JI406041), 1.50"
 POLYMERIZED WARM MIX LEVELING BINDER (MACHINE METHOD), IL-4.75, N50 (JI406064), 0.75"</p> <p>② STONE MATRIX WARM MIX ASPHALT SURFACE COURSE, IL-12.5, N80 (JI406048), 1.75"
 POLYMERIZED WARM MIX LEVELING BINDER (MACHINE METHOD), IL-4.75, N50 (JI406064), 0.75"</p> <p>③ STONE MATRIX WARM MIX ASPHALT SURFACE COURSE, IL-12.5, N80 (JI406048), 2.00"
 STONE MATRIX WARM MIX ASPHALT BINDER COURSE, IL-12.5, N80 (JI406046), 2.00"</p> | <p>④ STONE MATRIX WARM MIX ASPHALT SURFACE COURSE, IL-12.5, N80 (JI406048), 1.75"</p> <p>⑤ STONE MATRIX WARM MIX ASPHALT SURFACE COURSE, IL-12.5, N80 (JI406048), 2.00"</p> <p>⑥ WARM MIX ASPHALT SURFACE COURSE, MIX "D", N70 (JI406510), 1.75"</p> <p>⑦ ASPHALT SHOULDER RUMBLE STRIP, 16 INCH (JI642014)</p> <p>⑧ BUTT JOINT (SEE ROADWAY DETAIL)</p> | <p>⑨ OVERLAY TRANSITION (SEE ROADWAY DETAIL)</p> <p>⑩ CONCRETE MEDIAN BARRIER TRANSITION, TYPE V-F</p> <p>⑪ GRADING AT LIGHT POLE
 AGGREGATE SHOULDERS SPECIAL, TYPE C (JI481070)
 FILTER FABRIC (28200200)
 SUBGRADE AGGREGATE, SPECIAL (JT313016), 1"</p> |
|----------------------------------------------------------------------------------------------------------------------------------------------------------------------------------------------------------------------------------------------------------------------------------------------------------------------------------------------------------------------------------------------------------------------------------------------------------------------------------------------------------------------------------------------------------------------------------------------------------------------------------------------------------|----------------------------------------------------------------------------------------------------------------------------------------------------------------------------------------------------------------------------------------------------------------------------------------------------------------------------------------------------------|-------------------------------------------------------------------------------------------------------------------------------------------------------------------------------------------------------------------------------------------------------------------------------------------------|

KEY MAP




DRAWN BY JMR DATE 3/11/2018
 CHECKED BY RJD DATE 3/11/2018



REVISIONS	
NO.	DESCRIPTION

CONTRACT NO. RR-16-4255
 ROADWAY PLAN
 STA 1165+00 - STA 1179+00

RDY-36
 DRAWING NO. 461 OF 1517

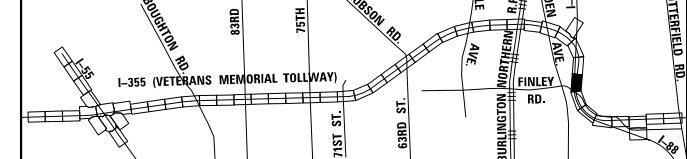


P:\proj\pnum\01\primera\chicago\comp\PRCD\Documents\01\Projects\2016\20161616-Veterans Memorial Tollway\Drawings\Current\Drawing Files\4255\Civil\Sheet\4255-ah-rdy-REL036.dgn

LEGEND

- | | | |
|----------------------------------------------------------------------------------------------------------------------------------------------------------------------------------------------------------------------------------------------------------------------------------------------------------------------------------------------------------------------------------------------------------------------------------------------------------------------------------------------------------------------------------------------------------------------------------------------------------------------------------------------------------|----------------------------------------------------------------------------------------------------------------------------------------------------------------------------------------------------------------------------------------------------------------------------------------------------------------------------------------------------------|-------------------------------------------------------------------------------------------------------------------------------------------------------------------------------------------------------------------------------------------------------------------------------------------------|
| <p>① STONE MATRIX WARM MIX ASPHALT SURFACE COURSE, IL-12.5, N80 (JI406048), 1.75"
 STONE MATRIX WARM MIX ASPHALT BINDER COURSE, IL-9.5, N80 (JI406041), 1.50"
 POLYMERIZED WARM MIX LEVELING BINDER (MACHINE METHOD), IL-4.75, N50 (JI406064), 0.75"</p> <p>② STONE MATRIX WARM MIX ASPHALT SURFACE COURSE, IL-12.5, N80 (JI406048), 1.75"
 POLYMERIZED WARM MIX LEVELING BINDER (MACHINE METHOD), IL-4.75, N50 (JI406064), 0.75"</p> <p>③ STONE MATRIX WARM MIX ASPHALT SURFACE COURSE, IL-12.5, N80 (JI406048), 2.00"
 STONE MATRIX WARM MIX ASPHALT BINDER COURSE, IL-12.5, N80 (JI406046), 2.00"</p> | <p>④ STONE MATRIX WARM MIX ASPHALT SURFACE COURSE, IL-12.5, N80 (JI406048), 1.75"</p> <p>⑤ STONE MATRIX WARM MIX ASPHALT SURFACE COURSE, IL-12.5, N80 (JI406048), 2.00"</p> <p>⑥ WARM MIX ASPHALT SURFACE COURSE, MIX "D", N70 (JI406510), 1.75"</p> <p>⑦ ASPHALT SHOULDER RUMBLE STRIP, 16 INCH (JI642014)</p> <p>⑧ BUTT JOINT (SEE ROADWAY DETAIL)</p> | <p>⑨ OVERLAY TRANSITION (SEE ROADWAY DETAIL)</p> <p>⑩ CONCRETE MEDIAN BARRIER TRANSITION, TYPE V-F</p> <p>⑪ GRADING AT LIGHT POLE
 AGGREGATE SHOULDERS SPECIAL, TYPE C (JI481070)
 FILTER FABRIC (28200200)
 SUBGRADE AGGREGATE, SPECIAL (JT313016), 1"</p> |
|----------------------------------------------------------------------------------------------------------------------------------------------------------------------------------------------------------------------------------------------------------------------------------------------------------------------------------------------------------------------------------------------------------------------------------------------------------------------------------------------------------------------------------------------------------------------------------------------------------------------------------------------------------|----------------------------------------------------------------------------------------------------------------------------------------------------------------------------------------------------------------------------------------------------------------------------------------------------------------------------------------------------------|-------------------------------------------------------------------------------------------------------------------------------------------------------------------------------------------------------------------------------------------------------------------------------------------------|

KEY MAP



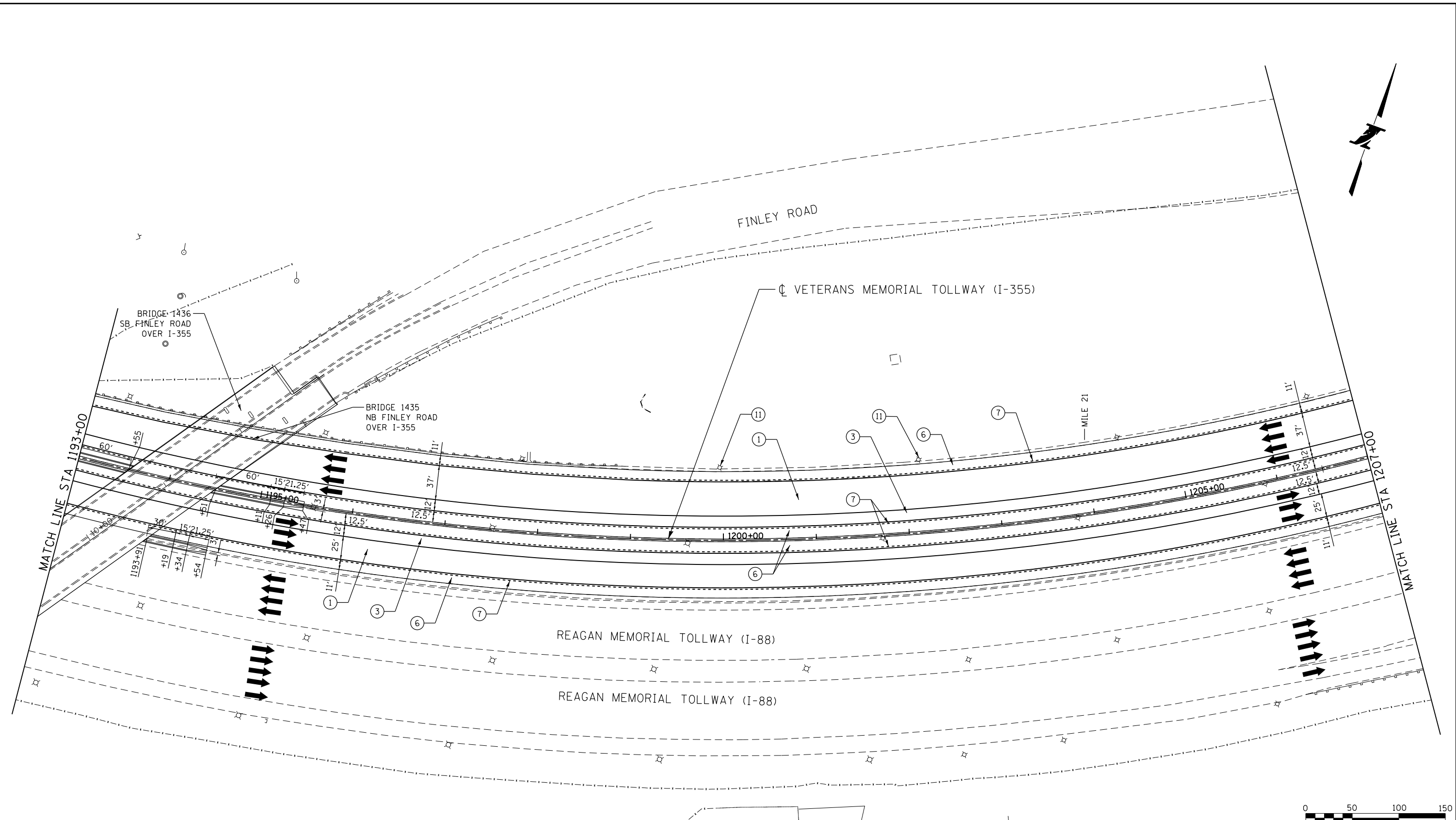
DRAWN BY JMR DATE 3/11/2018
 CHECKED BY RJD DATE 3/11/2018



REVISIONS	
NO.	DATE

CONTRACT NO. RR-16-4255 ROADWAY PLAN STA 1179+00 - STA 1193+00	RDY-37 DRAWING NO. 462 OF 1517
----------------------------------------------------------------------	--------------------------------------

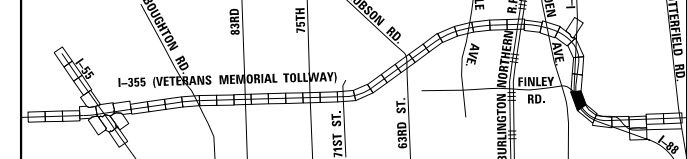
P:\projects\2016\20161616_Veterans Memorial Tollway\Drawings\Current\Drawings\Files\4255\Civil\Sheet\255-ah-rdy-rrdy-REL037.dgn



LEGEND

- | | | |
|----------------------------------------------------------------------------------------------------------------------------------------------------------------------------------------------------------------------------------------------------------------------------------------------------------------------------------------------------------------------------------------------------------------------------------------------------------------------------------------------------------------------------------------------------------------------------------------------------------------------------------------------------------|----------------------------------------------------------------------------------------------------------------------------------------------------------------------------------------------------------------------------------------------------------------------------------------------------------------------------------------------------------|-------------------------------------------------------------------------------------------------------------------------------------------------------------------------------------------------------------------------------------------------------------------------------------------------|
| <p>① STONE MATRIX WARM MIX ASPHALT SURFACE COURSE, IL-12.5, N80 (JI406048), 1.75"
 STONE MATRIX WARM MIX ASPHALT BINDER COURSE, IL-9.5, N80 (JI406041), 1.50"
 POLYMERIZED WARM MIX LEVELING BINDER (MACHINE METHOD), IL-4.75, N50 (JI406064), 0.75"</p> <p>② STONE MATRIX WARM MIX ASPHALT SURFACE COURSE, IL-12.5, N80 (JI406048), 1.75"
 POLYMERIZED WARM MIX LEVELING BINDER (MACHINE METHOD), IL-4.75, N50 (JI406064), 0.75"</p> <p>③ STONE MATRIX WARM MIX ASPHALT SURFACE COURSE, IL-12.5, N80 (JI406048), 2.00"
 STONE MATRIX WARM MIX ASPHALT BINDER COURSE, IL-12.5, N80 (JI406046), 2.00"</p> | <p>④ STONE MATRIX WARM MIX ASPHALT SURFACE COURSE, IL-12.5, N80 (JI406048), 1.75"</p> <p>⑤ STONE MATRIX WARM MIX ASPHALT SURFACE COURSE, IL-12.5, N80 (JI406048), 2.00"</p> <p>⑥ WARM MIX ASPHALT SURFACE COURSE, MIX "D", N70 (JI406510), 1.75"</p> <p>⑦ ASPHALT SHOULDER RUMBLE STRIP, 16 INCH (JI642014)</p> <p>⑧ BUTT JOINT (SEE ROADWAY DETAIL)</p> | <p>⑨ OVERLAY TRANSITION (SEE ROADWAY DETAIL)</p> <p>⑩ CONCRETE MEDIAN BARRIER TRANSITION, TYPE V-F</p> <p>⑪ GRADING AT LIGHT POLE
 AGGREGATE SHOULDERS SPECIAL, TYPE C (JI481070)
 FILTER FABRIC (28200200)
 SUBGRADE AGGREGATE, SPECIAL (JT313016), 1"</p> |
|----------------------------------------------------------------------------------------------------------------------------------------------------------------------------------------------------------------------------------------------------------------------------------------------------------------------------------------------------------------------------------------------------------------------------------------------------------------------------------------------------------------------------------------------------------------------------------------------------------------------------------------------------------|----------------------------------------------------------------------------------------------------------------------------------------------------------------------------------------------------------------------------------------------------------------------------------------------------------------------------------------------------------|-------------------------------------------------------------------------------------------------------------------------------------------------------------------------------------------------------------------------------------------------------------------------------------------------|

KEY MAP



DRAWN BY JMR DATE 3/11/2018
 CHECKED BY RJD DATE 3/11/2018

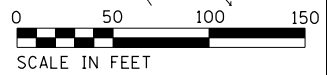




THE ILLINOIS STATE TOLL HIGHWAY AUTHORITY
 2700 OGDEN AVENUE
 DOWNERS GROVE,
 ILLINOIS 60515

REVISIONS	
NO.	DESCRIPTION

CONTRACT NO. RR-16-4255
 ROADWAY PLAN
 STA 1193+00 - STA 1207+00
 RDY-38
 DRAWING NO. 463 OF 1517

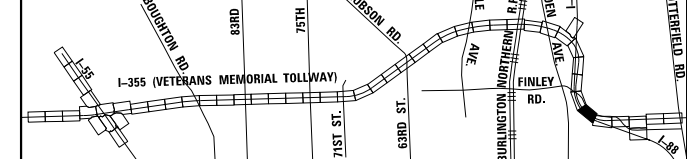
P:\projects\2016\20161616-Veterans Memorial Tollway\Drawings\Current\Drawings\Files\4255\Civil\Sheet\255-ah-rdy-rrdy-REL038.dgn



LEGEND

- | | | |
|----------------------------------------------------------------------------------------------------------------------------------------------------------------------------------------------------------------------------------------------------------------------------------------------------------------------------------------------------------------------------------------------------------------------------------------------------------------------------------------------------------------------------------------------------------------------------------------------------------------------------------------------------------|----------------------------------------------------------------------------------------------------------------------------------------------------------------------------------------------------------------------------------------------------------------------------------------------------------------------------------------------------------|-------------------------------------------------------------------------------------------------------------------------------------------------------------------------------------------------------------------------------------------------------------------------------------------------|
| <p>① STONE MATRIX WARM MIX ASPHALT SURFACE COURSE, IL-12.5, N80 (JI406048), 1.75"
 STONE MATRIX WARM MIX ASPHALT BINDER COURSE, IL-9.5, N80 (JI406041), 1.50"
 POLYMERIZED WARM MIX LEVELING BINDER (MACHINE METHOD), IL-4.75, N50 (JI406064), 0.75"</p> <p>② STONE MATRIX WARM MIX ASPHALT SURFACE COURSE, IL-12.5, N80 (JI406048), 1.75"
 POLYMERIZED WARM MIX LEVELING BINDER (MACHINE METHOD), IL-4.75, N50 (JI406064), 0.75"</p> <p>③ STONE MATRIX WARM MIX ASPHALT SURFACE COURSE, IL-12.5, N80 (JI406048), 2.00"
 STONE MATRIX WARM MIX ASPHALT BINDER COURSE, IL-12.5, N80 (JI406046), 2.00"</p> | <p>④ STONE MATRIX WARM MIX ASPHALT SURFACE COURSE, IL-12.5, N80 (JI406048), 1.75"</p> <p>⑤ STONE MATRIX WARM MIX ASPHALT SURFACE COURSE, IL-12.5, N80 (JI406048), 2.00"</p> <p>⑥ WARM MIX ASPHALT SURFACE COURSE, MIX "D", N70 (JI406510), 1.75"</p> <p>⑦ ASPHALT SHOULDER RUMBLE STRIP, 16 INCH (JI642014)</p> <p>⑧ BUTT JOINT (SEE ROADWAY DETAIL)</p> | <p>⑨ OVERLAY TRANSITION (SEE ROADWAY DETAIL)</p> <p>⑩ CONCRETE MEDIAN BARRIER TRANSITION, TYPE V-F</p> <p>⑪ GRADING AT LIGHT POLE
 AGGREGATE SHOULDERS SPECIAL, TYPE C (JI481070)
 FILTER FABRIC (28200200)
 SUBGRADE AGGREGATE, SPECIAL (JT313016), 1"</p> |
|----------------------------------------------------------------------------------------------------------------------------------------------------------------------------------------------------------------------------------------------------------------------------------------------------------------------------------------------------------------------------------------------------------------------------------------------------------------------------------------------------------------------------------------------------------------------------------------------------------------------------------------------------------|----------------------------------------------------------------------------------------------------------------------------------------------------------------------------------------------------------------------------------------------------------------------------------------------------------------------------------------------------------|-------------------------------------------------------------------------------------------------------------------------------------------------------------------------------------------------------------------------------------------------------------------------------------------------|

KEY MAP



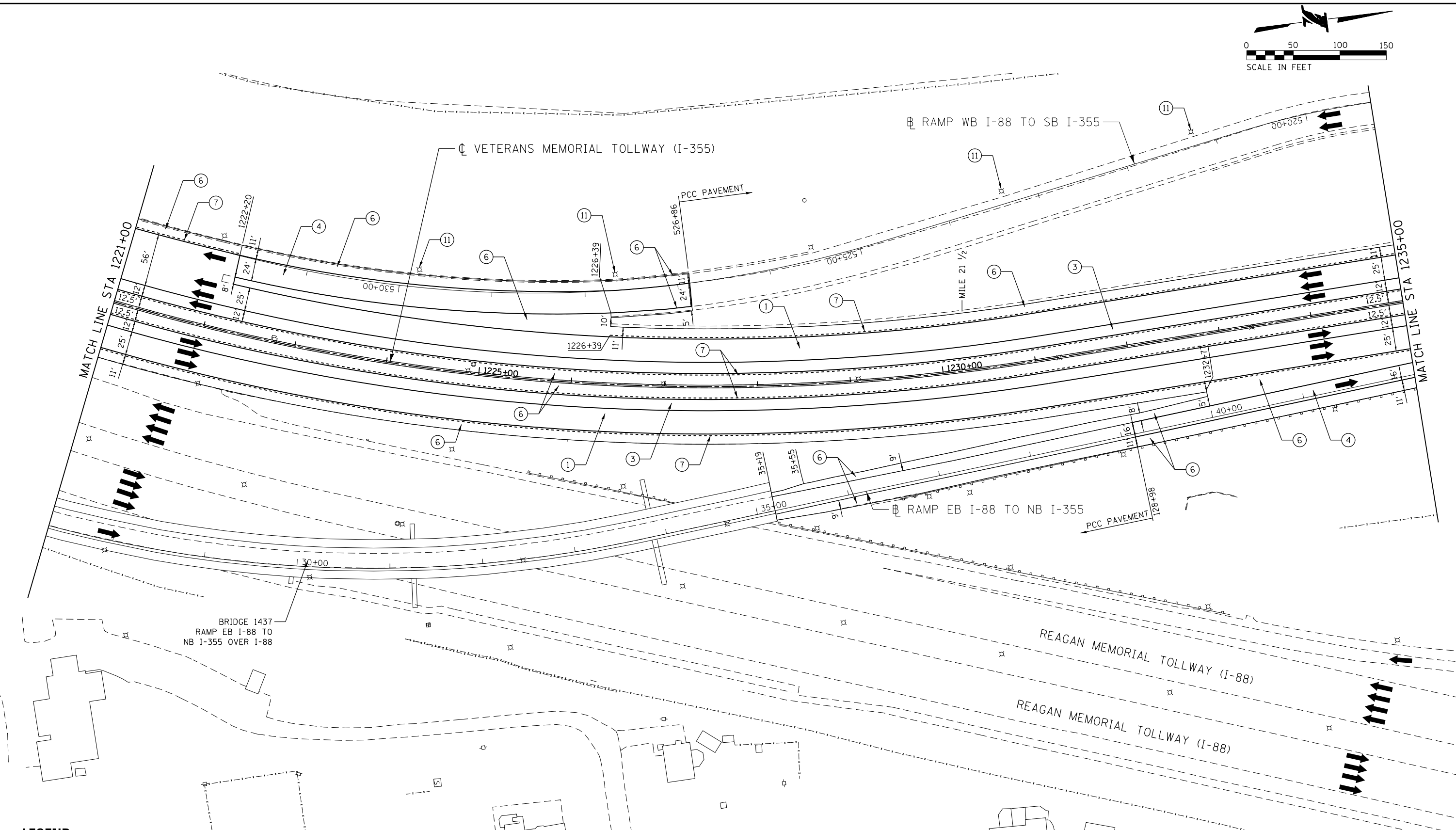
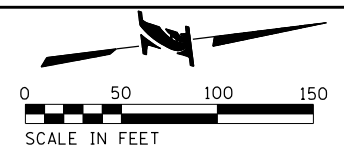
DRAWN BY JMR DATE 3/11/2018
 CHECKED BY RJD DATE 3/11/2018



REVISIONS	
NO.	DESCRIPTION

CONTRACT NO. RR-16-4255
 ROADWAY PLAN
 STA 1207+00 - STA 1221+00

RDY-39
 DRAWING NO. 464 OF 1517

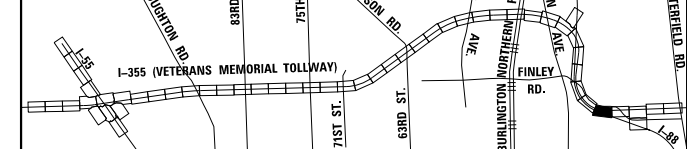


P:\proj\pamarr01\primera\chicago\comp\PRCD\Documents\01\Projects\2016\20161616_Veterans Memorial Tollway\Drawings\Current\Drawings\Files\4255\Civil\Sheet\4255-ah-rdy-PEL039.dgn

LEGEND

- ① STONE MATRIX WARM MIX ASPHALT SURFACE COURSE, IL-12.5, N80 (J1406048), 1.75"
STONE MATRIX WARM MIX ASPHALT BINDER COURSE, IL-9.5, N80 (J1406041), 1.50"
POLYMERIZED WARM MIX LEVELING BINDER (MACHINE METHOD), IL-4.75, N50 (J1406064), 0.75"
- ② STONE MATRIX WARM MIX ASPHALT SURFACE COURSE, IL-12.5, N80 (J1406048), 1.75"
POLYMERIZED WARM MIX LEVELING BINDER (MACHINE METHOD), IL-4.75, N50 (J1406064), 0.75"
- ③ STONE MATRIX WARM MIX ASPHALT SURFACE COURSE, IL-12.5, N80 (J1406048), 2.00"
STONE MATRIX WARM MIX ASPHALT BINDER COURSE, IL-12.5, N80 (J1406046), 2.00"
- ④ STONE MATRIX WARM MIX ASPHALT SURFACE COURSE, IL-12.5, N80 (J1406048), 1.75"
- ⑤ STONE MATRIX WARM MIX ASPHALT SURFACE COURSE, IL-12.5, N80 (J1406048), 2.00"
- ⑥ WARM MIX ASPHALT SURFACE COURSE, MIX "D", N70 (J1406510), 1.75"
- ⑦ ASPHALT SHOULDER RUMBLE STRIP, 16 INCH (J1642014)
- ⑧ BUTT JOINT (SEE ROADWAY DETAIL)
- ⑨ OVERLAY TRANSITION (SEE ROADWAY DETAIL)
- ⑩ CONCRETE MEDIAN BARRIER TRANSITION, TYPE V-F
- ⑪ GRADING AT LIGHT POLE
AGGREGATE SHOULDERS SPECIAL, TYPE C (J1481070)
FILTER FABRIC (28200200)
SUBGRADE AGGREGATE, SPECIAL (JT313016), 1"

KEY MAP



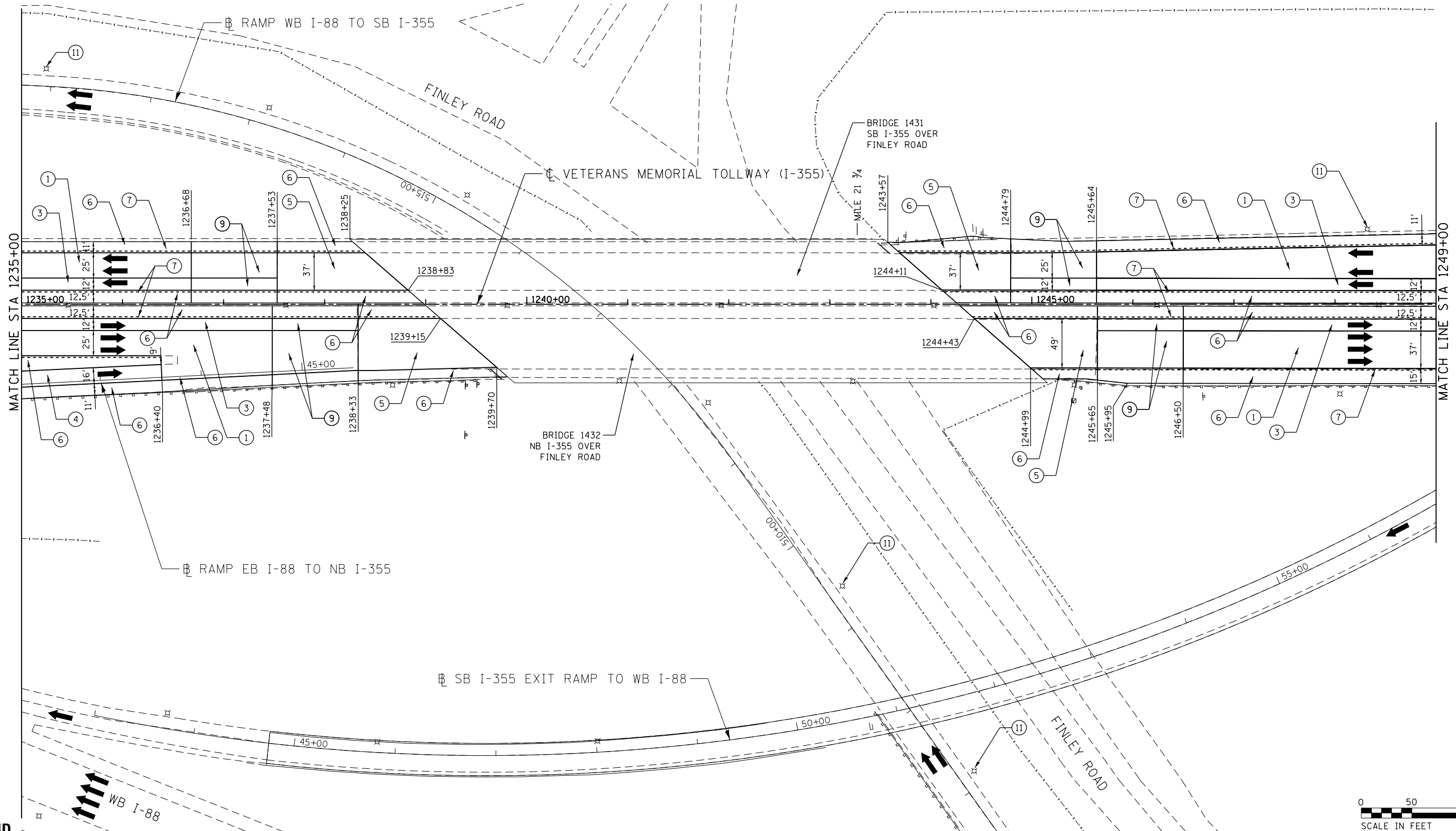
DRAWN BY JMR DATE 3/11/2018
 CHECKED BY RJD DATE 3/11/2018



THE ILLINOIS STATE TOLL HIGHWAY AUTHORITY
 2700 OGDEN AVENUE
 DOWNERS GROVE,
 ILLINOIS 60515

REVISIONS	
NO.	DESCRIPTION

CONTRACT NO. RR-16-4255 RDY-40
 ROADWAY PLAN DRAWING NO.
 STA 1221+00 - STA 1235+00 465 OF 1517



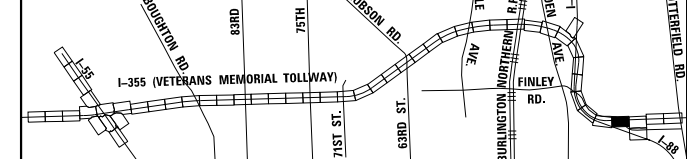
P:\proj\p\p\primera\chicago\comp\RRD\Documents\01\Projects\2016\20161616-Veterans Memorial Tollway\Drawings\Current\Drawings\Files\4255\Civil\Sheet\255-ah-rdy-REL040.dgn

LEGEND

- | | | |
|----------------------------------------------------------------------------------------------------------------------------------------------------------------------------------------------------------------------------------------------------------------------------------------------------------------------------------------------------------------------------------------------------------------------------------------------------------------------------------------------------------------------------------------------------------------------------------------------------------------------------------------------------------|----------------------------------------------------------------------------------------------------------------------------------------------------------------------------------------------------------------------------------------------------------------------------------------------------------------------------------------------------------|-------------------------------------------------------------------------------------------------------------------------------------------------------------------------------------------------------------------------------------------------------------------------------------------------|
| <p>① STONE MATRIX WARM MIX ASPHALT SURFACE COURSE, IL-12.5, N80 (JI406048), 1.75"
 STONE MATRIX WARM MIX ASPHALT BINDER COURSE, IL-9.5, N80 (JI406041), 1.50"
 POLYMERIZED WARM MIX LEVELING BINDER (MACHINE METHOD), IL-4.75, N50 (JI406064), 0.75"</p> <p>② STONE MATRIX WARM MIX ASPHALT SURFACE COURSE, IL-12.5, N80 (JI406048), 1.75"
 POLYMERIZED WARM MIX LEVELING BINDER (MACHINE METHOD), IL-4.75, N50 (JI406064), 0.75"</p> <p>③ STONE MATRIX WARM MIX ASPHALT SURFACE COURSE, IL-12.5, N80 (JI406048), 2.00"
 STONE MATRIX WARM MIX ASPHALT BINDER COURSE, IL-12.5, N80 (JI406046), 2.00"</p> | <p>④ STONE MATRIX WARM MIX ASPHALT SURFACE COURSE, IL-12.5, N80 (JI406048), 1.75"</p> <p>⑤ STONE MATRIX WARM MIX ASPHALT SURFACE COURSE, IL-12.5, N80 (JI406048), 2.00"</p> <p>⑥ WARM MIX ASPHALT SURFACE COURSE, MIX "D", N70 (JI406510), 1.75"</p> <p>⑦ ASPHALT SHOULDER RUMBLE STRIP, 16 INCH (JI642014)</p> <p>⑧ BUTT JOINT (SEE ROADWAY DETAIL)</p> | <p>⑨ OVERLAY TRANSITION (SEE ROADWAY DETAIL)</p> <p>⑩ CONCRETE MEDIAN BARRIER TRANSITION, TYPE V-F</p> <p>⑪ GRADING AT LIGHT POLE
 AGGREGATE SHOULDERS SPECIAL, TYPE C (JI481070)
 FILTER FABRIC (28200200)
 SUBGRADE AGGREGATE, SPECIAL (JT313016), 1"</p> |
|----------------------------------------------------------------------------------------------------------------------------------------------------------------------------------------------------------------------------------------------------------------------------------------------------------------------------------------------------------------------------------------------------------------------------------------------------------------------------------------------------------------------------------------------------------------------------------------------------------------------------------------------------------|----------------------------------------------------------------------------------------------------------------------------------------------------------------------------------------------------------------------------------------------------------------------------------------------------------------------------------------------------------|-------------------------------------------------------------------------------------------------------------------------------------------------------------------------------------------------------------------------------------------------------------------------------------------------|



KEY MAP



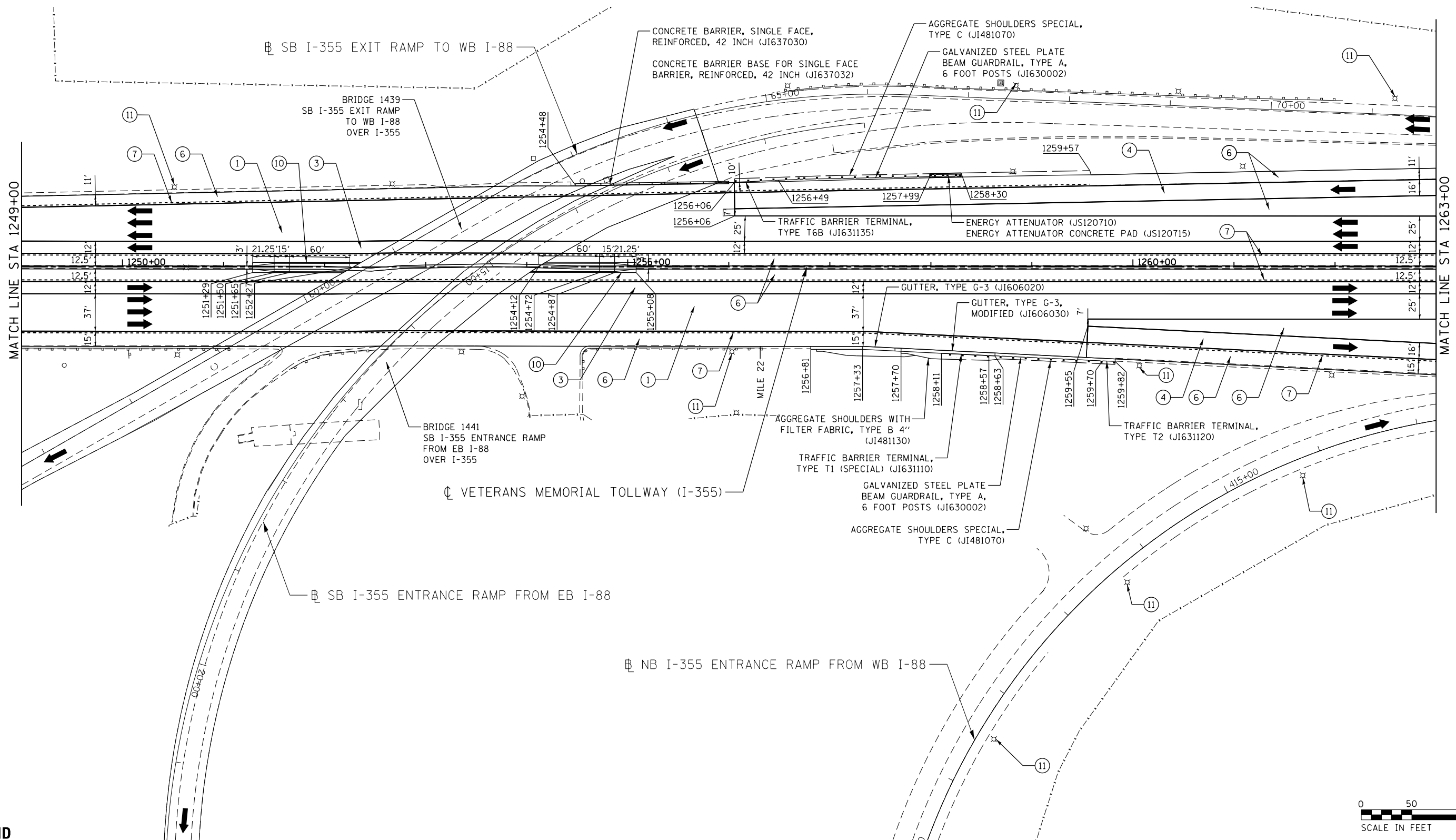
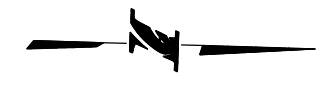
DRAWN BY JMR DATE 3/11/2018
 CHECKED BY RJD DATE 3/11/2018



REVISIONS		
NO.	DATE	DESCRIPTION

CONTRACT NO. RR-16-4255
 ROADWAY PLAN
 STA 1235+00 - STA 1249+00

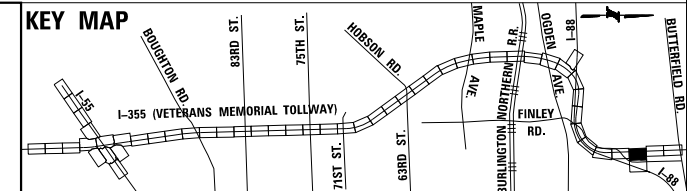
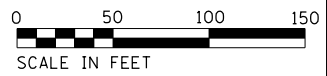
RDY-41
 DRAWING NO.
 466 OF 1517



P:\proj\pman\01\primera\chicago\comp\FRQD\Documents\01\Projects\2016\20161616_Veterans Memorial Tollway\Drawings\Current\Drawings\Files\4255\Civil\Sta\1255-ah-rdy-rrdy-REL01.dgn

LEGEND

- | | | |
|----------------------------------------------------------------------------------------------------------------------------------------------------------------------------------------------------------------------------------------------------------------------------------------------------------------------------------------------------------------------------------------------------------------------------------------------------------------------------------------------------------------------------------------------------------------------------------------------------------------------------------------------------------|----------------------------------------------------------------------------------------------------------------------------------------------------------------------------------------------------------------------------------------------------------------------------------------------------------------------------------------------------------|-------------------------------------------------------------------------------------------------------------------------------------------------------------------------------------------------------------------------------------------------------------------------------------------------|
| <p>① STONE MATRIX WARM MIX ASPHALT SURFACE COURSE, IL-12.5, N80 (JI406048), 1.75"
 STONE MATRIX WARM MIX ASPHALT BINDER COURSE, IL-9.5, N80 (JI406041), 1.50"
 POLYMERIZED WARM MIX LEVELING BINDER (MACHINE METHOD), IL-4.75, N50 (JI406064), 0.75"</p> <p>② STONE MATRIX WARM MIX ASPHALT SURFACE COURSE, IL-12.5, N80 (JI406048), 1.75"
 POLYMERIZED WARM MIX LEVELING BINDER (MACHINE METHOD), IL-4.75, N50 (JI406064), 0.75"</p> <p>③ STONE MATRIX WARM MIX ASPHALT SURFACE COURSE, IL-12.5, N80 (JI406048), 2.00"
 STONE MATRIX WARM MIX ASPHALT BINDER COURSE, IL-12.5, N80 (JI406046), 2.00"</p> | <p>④ STONE MATRIX WARM MIX ASPHALT SURFACE COURSE, IL-12.5, N80 (JI406048), 1.75"</p> <p>⑤ STONE MATRIX WARM MIX ASPHALT SURFACE COURSE, IL-12.5, N80 (JI406048), 2.00"</p> <p>⑥ WARM MIX ASPHALT SURFACE COURSE, MIX "D", N70 (JI406510), 1.75"</p> <p>⑦ ASPHALT SHOULDER RUMBLE STRIP, 16 INCH (JI642014)</p> <p>⑧ BUTT JOINT (SEE ROADWAY DETAIL)</p> | <p>⑨ OVERLAY TRANSITION (SEE ROADWAY DETAIL)</p> <p>⑩ CONCRETE MEDIAN BARRIER TRANSITION, TYPE V-F</p> <p>⑪ GRADING AT LIGHT POLE
 AGGREGATE SHOULDERS SPECIAL, TYPE C (JI481070)
 FILTER FABRIC (28200200)
 SUBGRADE AGGREGATE, SPECIAL (JT313016), 1"</p> |
|----------------------------------------------------------------------------------------------------------------------------------------------------------------------------------------------------------------------------------------------------------------------------------------------------------------------------------------------------------------------------------------------------------------------------------------------------------------------------------------------------------------------------------------------------------------------------------------------------------------------------------------------------------|----------------------------------------------------------------------------------------------------------------------------------------------------------------------------------------------------------------------------------------------------------------------------------------------------------------------------------------------------------|-------------------------------------------------------------------------------------------------------------------------------------------------------------------------------------------------------------------------------------------------------------------------------------------------|



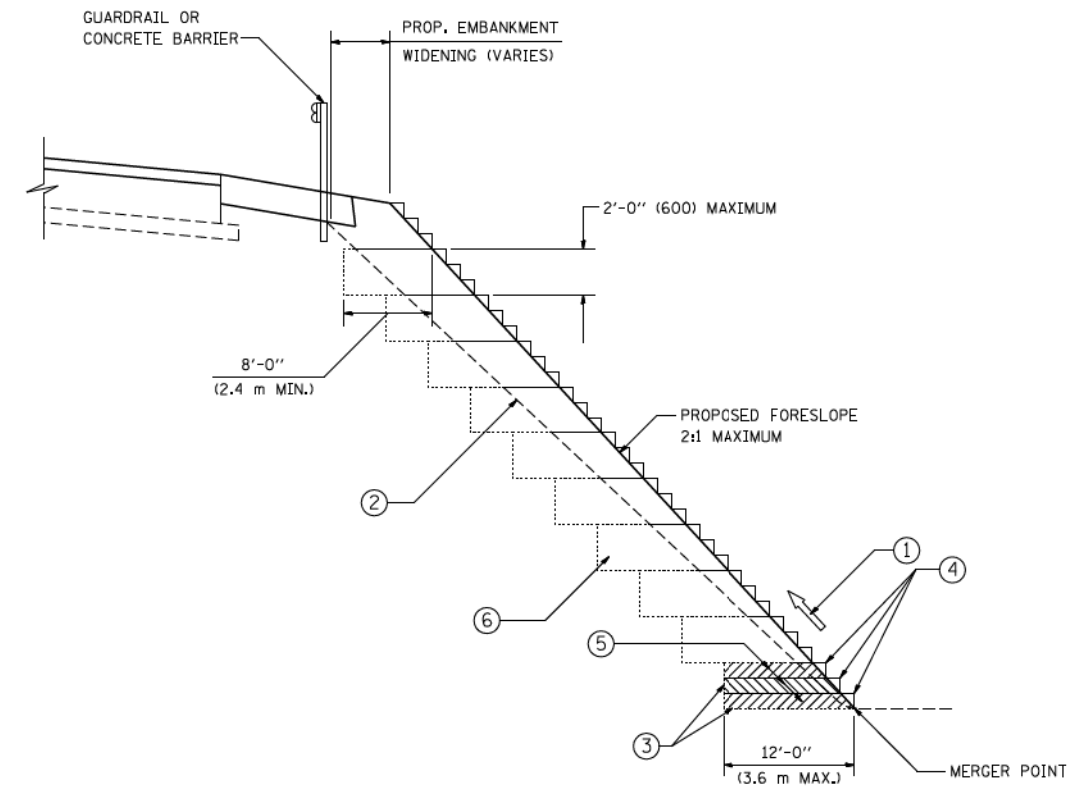
DRAWN BY JMR DATE 3/11/2018
 CHECKED BY RJD DATE 3/11/2018



REVISIONS		
NO.	DATE	DESCRIPTION

CONTRACT NO. RR-16-4255
 ROADWAY PLAN
 STA 1249+00 - STA 1263+00

RDY-42
 DRAWING NO.
 467 OF 1517



TYPICAL BENCHING DETAIL
FOR EMBANKMENT

NOTES:

- ① CONSTRUCT SUCCEEDING BENCH CUTS AND EMBANKMENT PLACEMENT AND COMPACTION FROM BOTTOM TO TOP IN STAIRSTEP FASHION.
- ② EXISTING FORESLOPE PREPARED IN ACCORDANCE WITH ARTICLE 205.03 OF THE STANDARD SPECIFICATIONS.
- ③ BENCH CUT EXISTING SLOPE TYPICAL FOR EACH STEP.
- ④ TRIM TO FINAL SLOPE.
- ⑤ EQUAL 8-INCH (200) LIFTS OF EMBANKMENT COMPACTED IN ACCORDANCE WITH ARTICLE 205.05 OF THE STANDARD SPECIFICATIONS.
- ⑥ EXCAVATION OF BENCH CUTS WITHIN EXISTING EMBANKMENT WILL BE PAID FOR AT THE CONTRACT UNIT PRICE PER CUBIC METER OR CUBIC YARD FOR "EARTH EXCAVATION". THIS PRICE WILL INCLUDE ALL LABOR AND MATERIAL, NO ADDITIONAL COMPENSATION WILL BE ALLOWED.
- ⑦ SLOPES SHALL BE BENCHED ACCORDING TO THIS DETAIL WHEN THE SLOPE IS STEEPER THAN 4:1 AND THE HEIGHT IS GREATER THAN 5' (1.5 m).

ALL DIMENSIONS ARE IN INCHES (MILLIMETERS)
UNLESS OTHERWISE SHOWN.

FILE NAME = W:\diststd\22x34\bd5L.dgn	USER NAME = goglenobt	DESIGNED -	REVISED -
		DRAWN - CADD	REVISED -
		CHECKED - S.E.B.	REVISED -
		DATE - 06-16-04	REVISED -
PLOT SCALE = 50.0000' / IN.			
PLOT DATE = 1/4/2008			

STATE OF ILLINOIS
DEPARTMENT OF TRANSPORTATION

BENCHING DETAIL FOR EMBANKMENT WIDENING		F.A. .	SECTION	COUNTY	TOTAL SHEETS	SHEET NO.
SCALE: NONE		BD-01		CONTRACT NO.		
SHEET NO. 1 OF 1	SHEETS	STA.	TO STA.		FED. ROAD DIST. NO. 1 ILLINOIS FED. AID PROJECT	

DRAWN BY JMR DATE 3/11/2018
CHECKED BY MAL DATE 3/11/2018

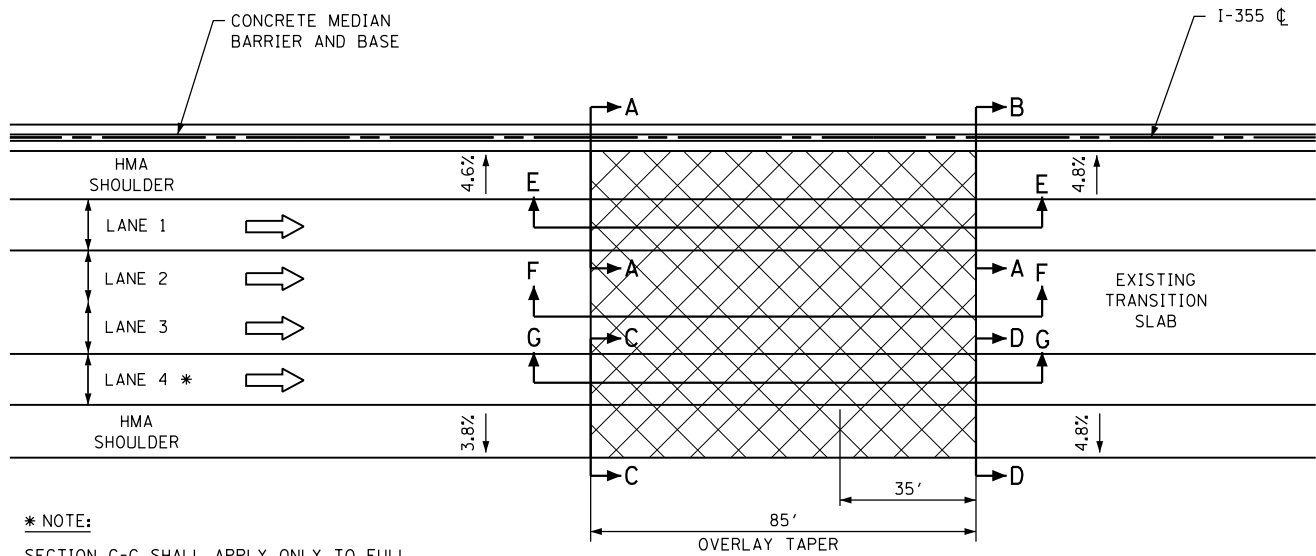


REVISIONS	
NO.	DATE

CONTRACT NO. RR-16-4255
ROADWAY DETAILS

RDT-01
DRAWING NO. 469 OF 1517

P:\proj\pawm\01\primera\chicago\comp\PRQD\Documents\01\Projects\2016\20161616-Veterans Memorial Tollway\Drawings\Current\Drawings\Files\4255\Civil\Sheet\255-ah-rd\detail-PEL001.dgn



*** NOTE:**

SECTION G-G SHALL APPLY ONLY TO FULL DEPTH ASPHALT SECTIONS. IF LANE 4 IS 12" PCC WITH AN EXISTING OVERLAY THEN SECTION F-F SHALL APPLY.

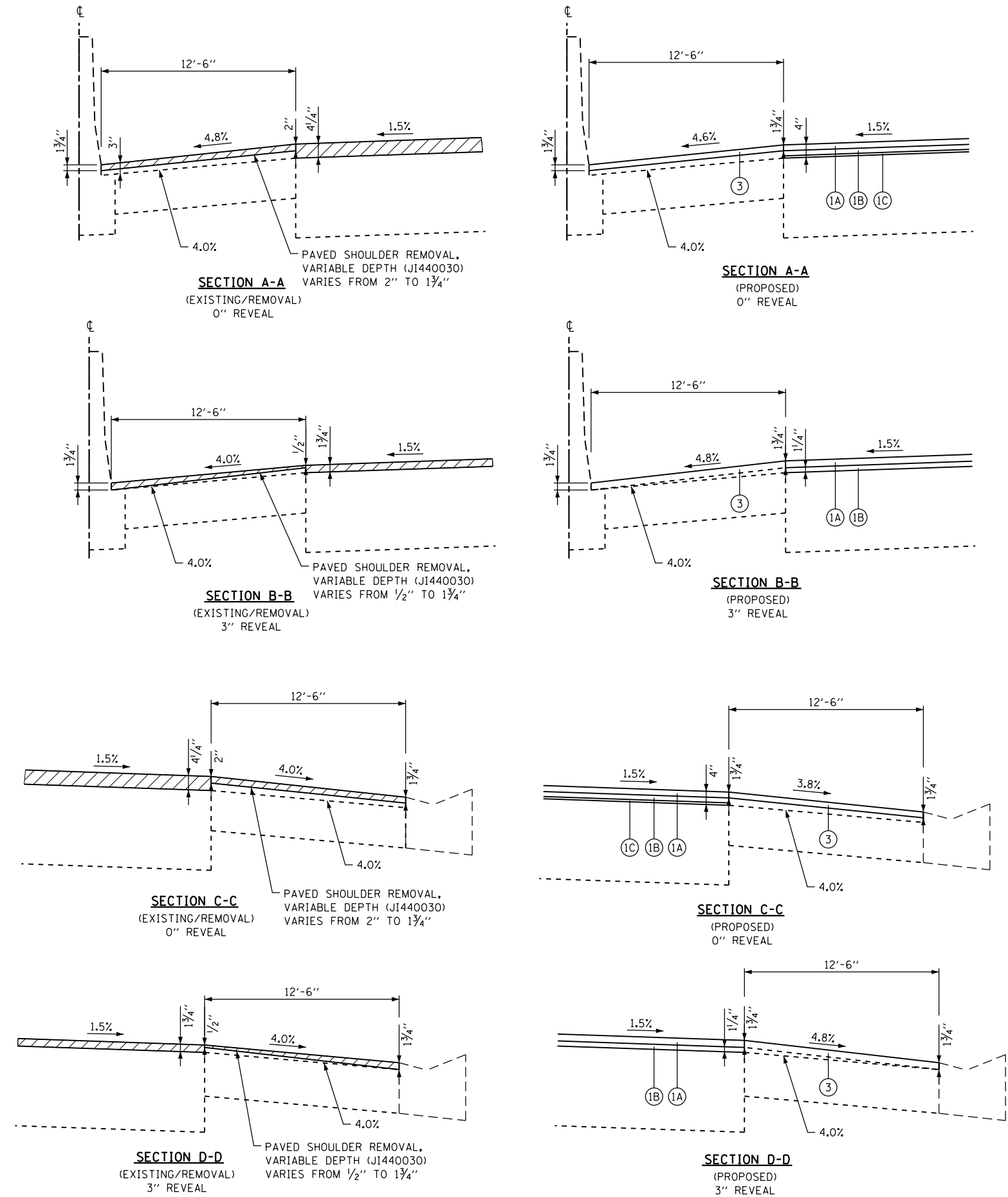
OVERLAY TRANSITION DETAIL

TYPICAL CONFIGURATION

- STA. 1016+61 TO STA. 1017+46 (BR 1463/1464)
- STA. 1020+83 TO STA. 1021+68 (BR 1463/1464)
- STA. 1088+85 TO STA. 1089+70 (BR 1459/1460)
- STA. 1092+89 TO STA. 1093+74 (BR 1459/1460)
- STA. 1102+42 TO STA. 1103+27 (BR 1457/1458)
- STA. 1107+22 TO STA. 1108+09 (BR 1457/1458)
- STA. 1125+02 TO STA. 1125+88 (BR 1456)
- STA. 1130+36 TO STA. 1131+22 (BR 1456)
- STA. 1124+62 TO STA. 1125+46 (BR 1455)
- STA. 1129+89 TO STA. 1130+73 (BR 1455)
- STA. 1237+48 TO STA. 1238+33 (BR 1432)
- STA. 1245+65 TO STA. 1246+50 (BR 1432)
- STA. 1236+68 TO STA. 1237+53 (BR 1431)
- STA. 1244+79 TO STA. 1245+64 (BR 1431)

LEGEND

- HOT-MIX ASPHALT SURFACE REMOVAL
- CONCRETE PAVEMENT SCARIFICATION (SEE STRUCTURAL PLANS FOR DETAILS)
- (1A) STONE MATRIX WARM MIX ASPHALT SURFACE COURSE, IL-12.5, N80 (JI406048)
- (1B) STONE MATRIX WARM MIX ASPHALT BINDER COURSE, IL-9.5, N80 (JI406041)
- (1C) POLYMERIZED WARM MIX LEVELING BINDER (MACHINE METHOD), IL-4.75, N50 (JI406064)
- (2A) STONE MATRIX WARM MIX ASPHALT SURFACE COURSE, IL-12.5, N80 (JI406048)
- (2B) STONE MATRIX WARM MIX ASPHALT BINDER COURSE, IL-12.5, N80 (JI406046)
- (3) WARM MIX ASPHALT SURFACE COURSE, MIX "D", N70 (JI406510)



DRAWN BY JMR DATE 3/11/2018
 CHECKED BY RJD DATE 3/11/2018



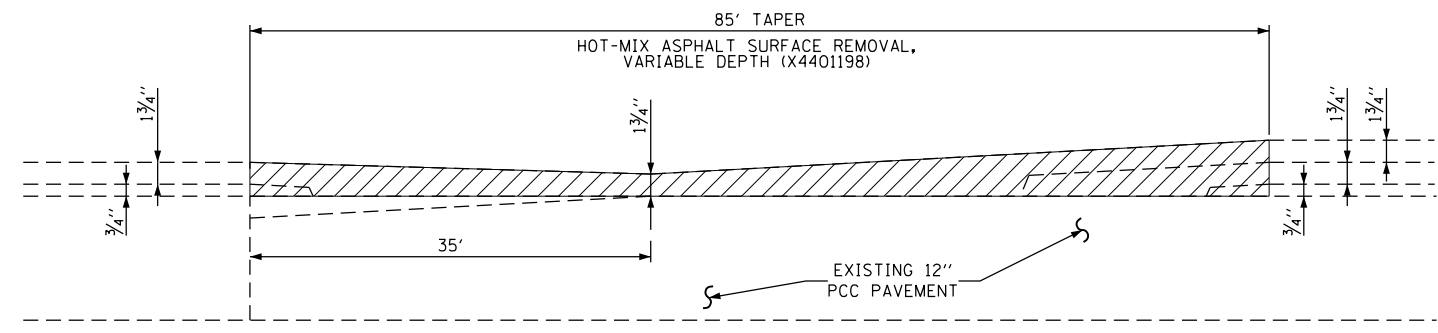
THE ILLINOIS STATE TOLL HIGHWAY AUTHORITY
 2700 OGDEN AVENUE
 DOWNERS GROVE,
 ILLINOIS 60515

REVISIONS	
NO.	DESCRIPTION

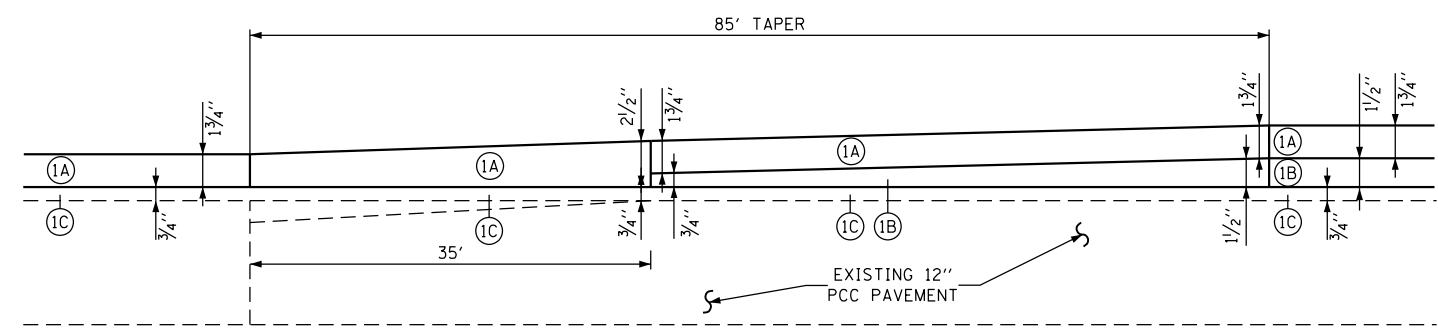
CONTRACT NO. RR-16-4255
 ROADWAY DETAIL
 OVERLAY TRANSITION

RDT-02
 DRAWING NO.
 470 OF 1517

P:\proj\p\p\primera\schicgo\ccomp\PRQD\Documents\01\Projects\2016\20161616-Veterans Memorial Tollway\Drawings\Current\Drawing Files\4255-Civil\Sheet\4255-ah-rrjdetah-PEL008.dgn



OVERLAY TRANSITION
 (EXISTING)
 STA. 869+94 TO STA. 870+79 (NORTHBOUND)
 STA. 875+00 TO STA. 875+85 (SOUTHBOUND)



OVERLAY TRANSITION
 (PROPOSED)
 STA. 869+94 TO STA. 870+79 (NORTHBOUND)
 STA. 875+00 TO STA. 875+85 (SOUTHBOUND)

LEGEND

- HOT-MIX ASPHALT SURFACE REMOVAL
- STONE MATRIX WARM MIX ASPHALT SURFACE COURSE, IL-12.5, N80 (JI406048)
- STONE MATRIX WARM MIX ASPHALT BINDER COURSE, IL-9.5, N80 (JI406041)
- POLYMERIZED WARM MIX LEVELING BINDER (MACHINE METHOD), IL-4.75, N50 (JI406064)

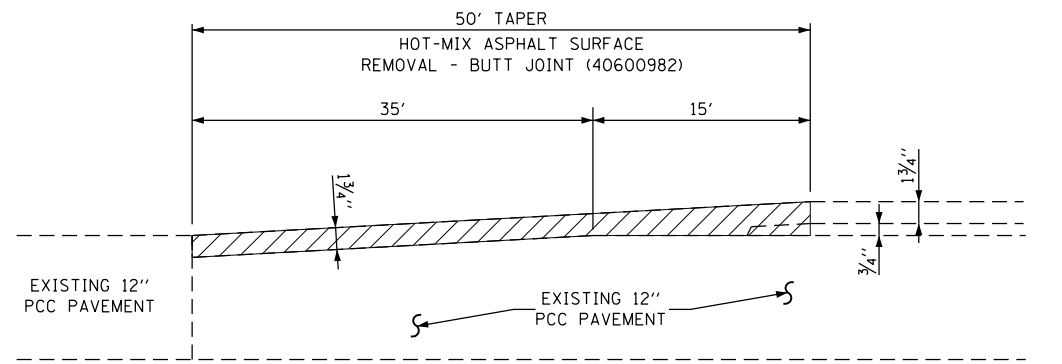
DRAWN BY JMR DATE 3/11/2018
 CHECKED BY RJD DATE 3/11/2018



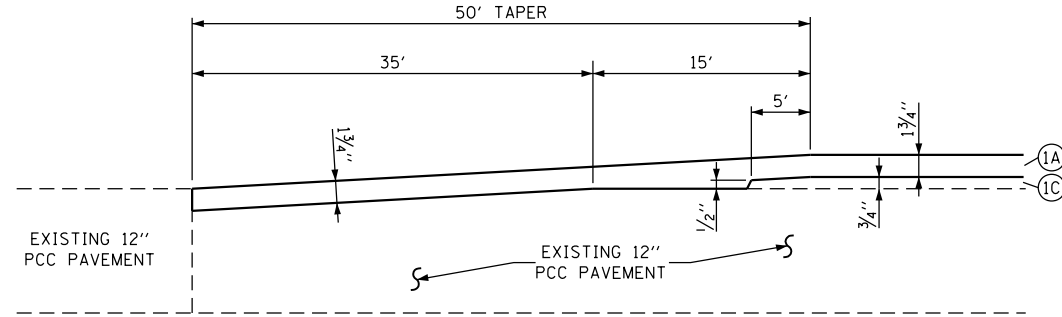
NO.		DATE	REVISIONS DESCRIPTION

CONTRACT NO. RR-16-4255
 ROADWAY DETAIL
 OVERLAY TRANSITION

RDT-04
 DRAWING NO.
 472 OF 1517



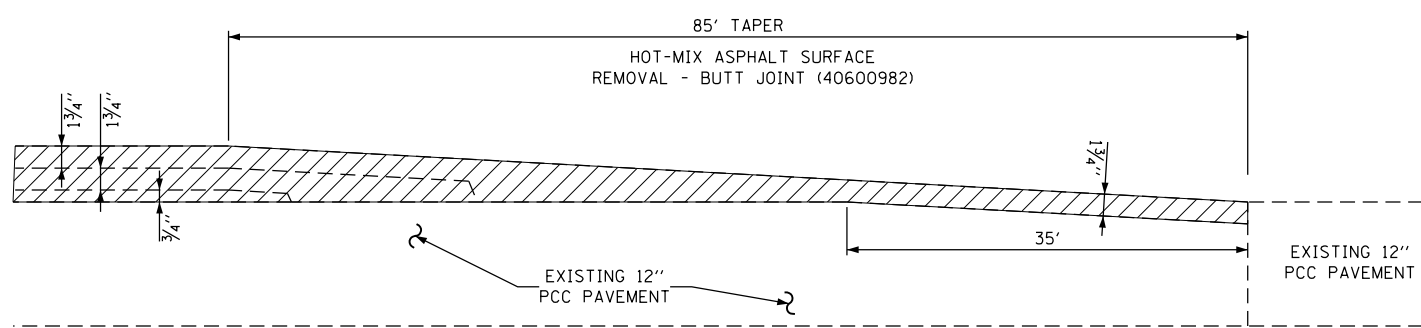
BUTT JOINT DETAIL
(EXISTING)
MULTIPLE LOCATIONS
STA. 766+00 TO STA. 864+50



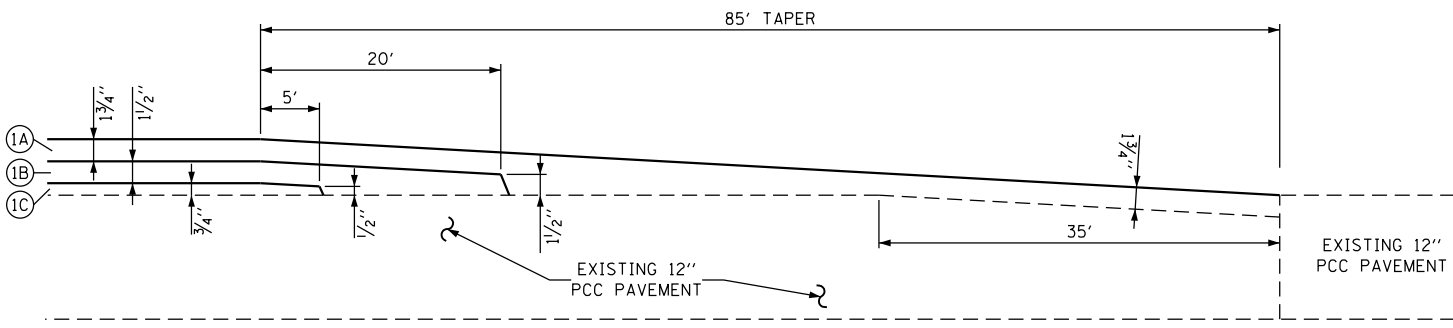
BUTT JOINT DETAIL
(PROPOSED)
MULTIPLE LOCATIONS
STA. 766+00 TO STA. 864+50

LEGEND

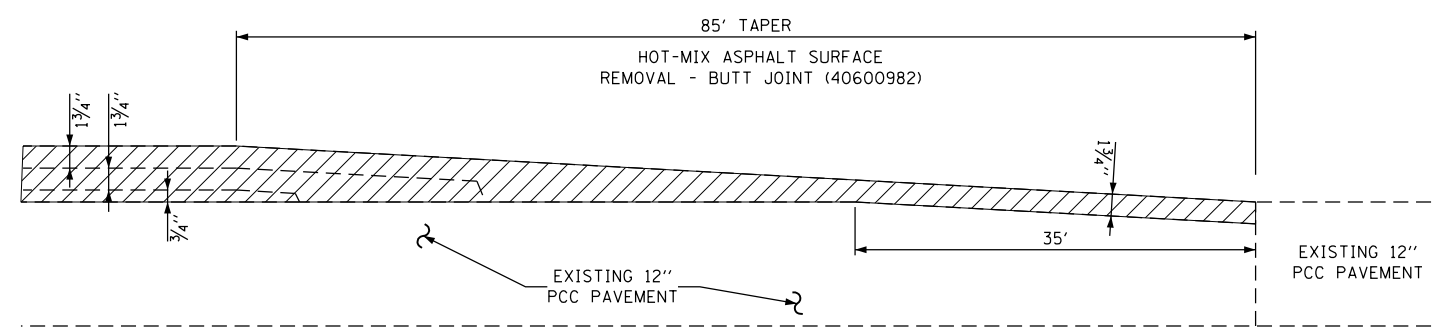
- HOT-MIX ASPHALT SURFACE REMOVAL
- ①A STONE MATRIX WARM MIX ASPHALT SURFACE COURSE, IL-12.5, N80 (J1406048)
- ①B STONE MATRIX WARM MIX ASPHALT BINDER COURSE, IL-9.5, N80 (J1406041)
- ①C POLYMERIZED WARM MIX LEVELING BINDER (MACHINE METHOD), IL-4.75, N50 (J1406064)
- ②A STONE MATRIX WARM MIX ASPHALT SURFACE COURSE, IL-12.5, N80 (J1406048)
- ②B STONE MATRIX WARM MIX ASPHALT BINDER COURSE, IL-12.5, N80 (J1406046)



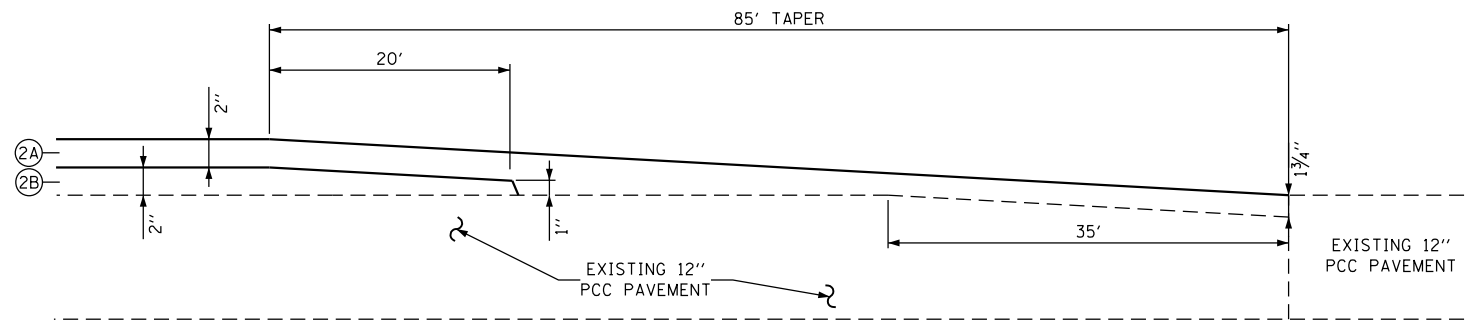
BUTT JOINT DETAIL - LANES 2 & 3
(EXISTING)
STA. 1153+70 TO STA. 1154+59
STA. 1160+63 TO STA. 1161+45



BUTT JOINT DETAIL - LANES 2 & 3
(PROPOSED)
STA. 1153+70 TO STA. 1154+59
STA. 1160+63 TO STA. 1161+45



BUTT JOINT DETAIL - LANE 1
(EXISTING)
STA. 1153+70 TO STA. 1154+59
STA. 1160+63 TO STA. 1161+45



BUTT JOINT DETAIL - LANE 1
(PROPOSED)
STA. 1153+70 TO STA. 1154+59
STA. 1160+63 TO STA. 1161+45

DRAWN BY JMR DATE 3/11/2018
CHECKED BY RJD DATE 3/11/2018

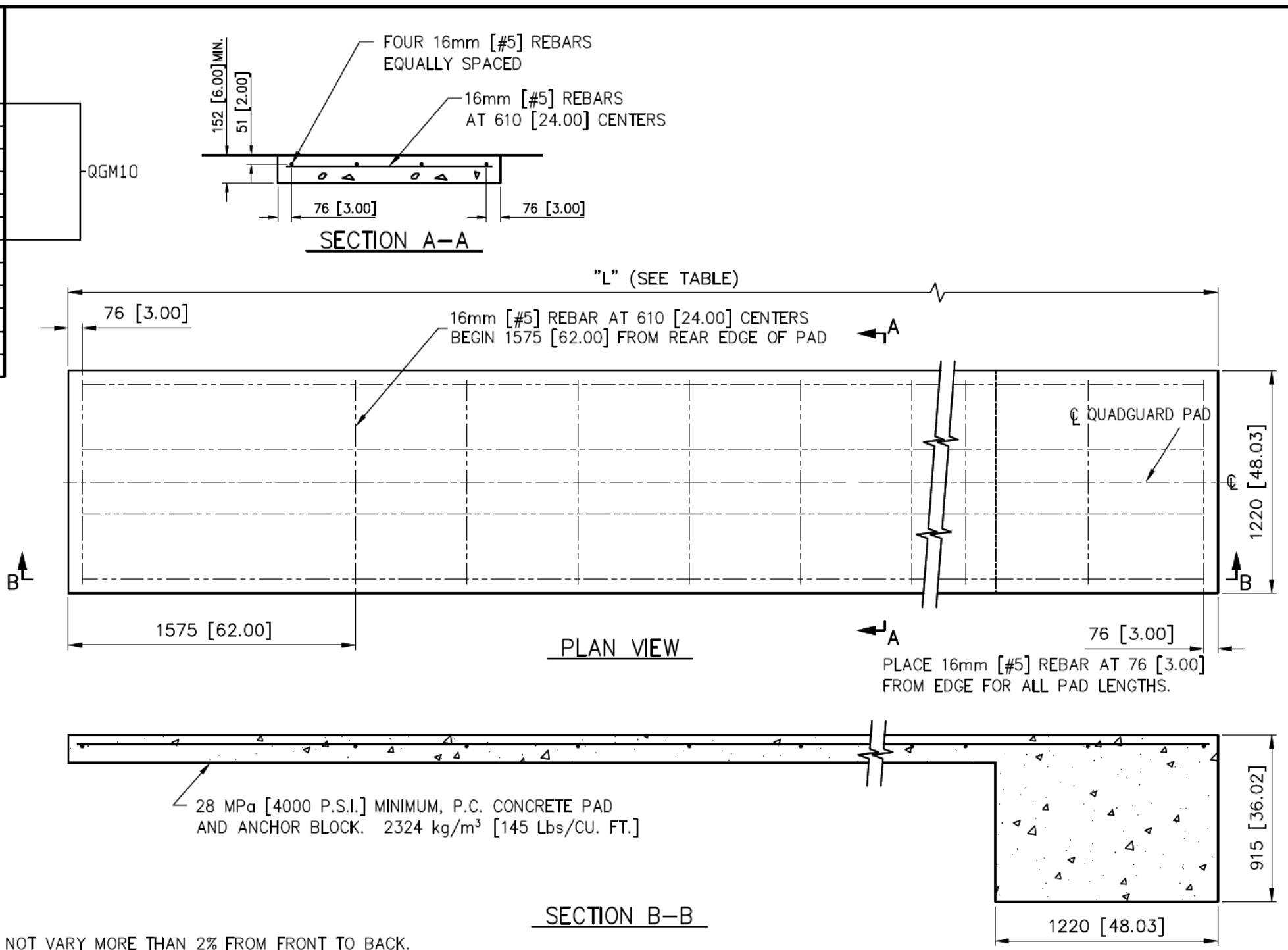


REVISIONS	
NO.	DATE

CONTRACT NO. RR-16-4255
ROADWAY DETAIL
BUTT JOINT
RDT-05
DRAWING NO. 473 OF 1517

p:\a\proj\p\primera\schicgo\comp\PR00\Documents\01\Projects\2016\20161616_Veterans Memorial Tollway\Drawings\Current\Drawing Files\4255\Civil\Sheet\255-ah-rr-quadguard-PEL005.dgn


NO. OF BAYS	"L" (PAD LENGTH)		REBAR REQUIRED		YARDS OF CONCRETE IN PAD	
	[m]	[ft-in]	[m]	[ft-in]	m ³	[YARDS ³]
1	2.74	[9'-0"]	14.83	[48'-8"]	1.59	[2.1]
2	2.74	[9'-0"]	14.83	[48'-8"]	1.59	[2.1]
3	3.66	[12'-0"]	20.73	[68'-0"]	1.82	[2.4]
4	4.57	[15'-0"]	25.50	[83'-8"]	1.97	[2.6]
5	5.49	[18'-0"]	31.39	[103'-0"]	2.12	[2.8]
6	6.40	[21'-0"]	36.17	[118'-8"]	2.35	[3.1]
7	7.32	[24'-0"]	42.06	[138'-0"]	2.51	[3.3]
8	8.23	[27'-0"]	46.84	[153'-8"]	2.66	[3.5]
9	9.14	[30'-0"]	52.73	[173'-0"]	2.81	[3.7]
10	10.06	[33'-0"]	57.51	[188'-8"]	3.04	[4.0]
11	10.97	[36'-0"]	63.40	[208'-0"]	3.19	[4.2]
12	11.89	[39'-0"]	68.17	[223'-8"]	3.35	[4.4]



- NOTES:
- CROSS SLOPE OF PAD SHALL NOT EXCEED 8%, AND NOT VARY MORE THAN 2% FROM FRONT TO BACK.
 - UNITS OF MEASUREMENT ARE MILLIMETERS [INCHES] UNLESS OTHERWISE NOTED.

REFERENCES

DRAWN:	D. Staus	DATE:	5/15/96
DESIGNED:	WGK	DATE:	3/1/96
CHECKED:	S. Trageser	DATE:	5/20/96
APPROVED:	W. G. Krage	DATE:	5/20/96
CAD FILE:	354011.DWG		
NEXT ASSEMBLY:			


ENERGY ABSORPTION SYSTEMS, INC.
 ENGINEERING AND RESEARCH DEPARTMENT

QUADGUARD® SYSTEM
CONCRETE PAD FOR
TENSION STRUT BACKUP

SCALE: NTS DWG: 35-40-11 SHEET: 1 of 2 REV: G

Revisions	Date	Rev.	By	Ckd.	App.
ADDED SHEET 2	12/03/03	E	RGC	STT	ACF
REMISED TO MATCH SHEET 2	09/28/10	F	RJV	/	/
ECO 3145: ADDED QGM10 TO TABLE	8/9/11	G	DDS	JME	ST

DRAWN BY JMR DATE 3/11/2018
 CHECKED BY MAL DATE 3/11/2018



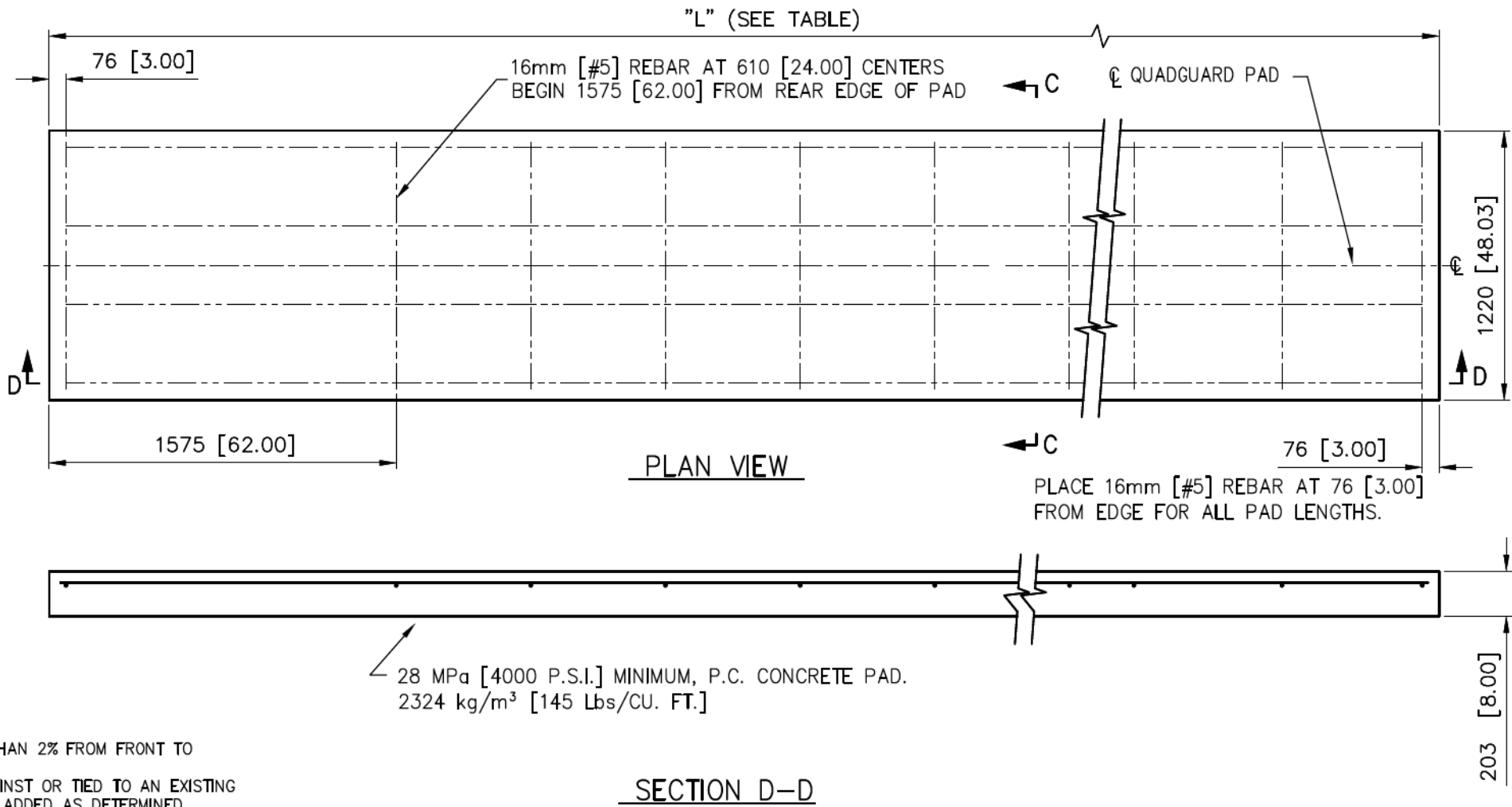
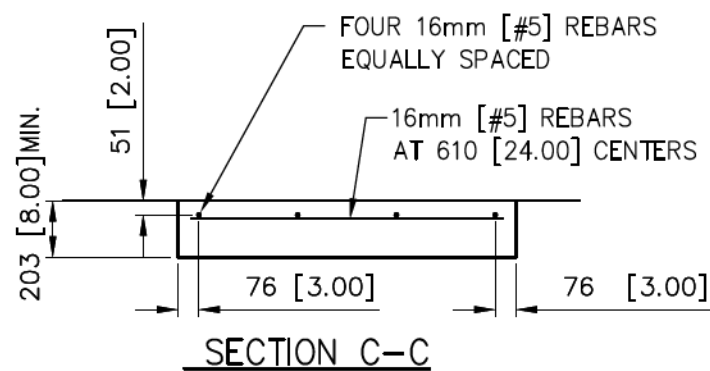
THE ILLINOIS STATE TOLL HIGHWAY AUTHORITY
 2700 OGDEN AVENUE
 DOWNERS GROVE,
 ILLINOIS 60515

REVISIONS	
NO.	DATE

CONTRACT NO. RR-16-4255
 IMPACT ATTENUATOR PAD DETAIL

RDT-06
 DRAWING NO. 474 OF 1517

NO. OF BAYS	"L" (PAD LENGTH)		REBAR REQUIRED		YARDS OF CONCRETE IN PAD	
	[m]	[ft-in]	[m]	[ft-in]	m ³	[YARDS ³]
1	2.74	[9'-0"]	14.83	[48'-8"]	0.7	[0.9]
2	2.74	[9'-0"]	14.83	[48'-8"]	0.7	[0.9]
3	3.66	[12'-0"]	20.73	[68'-0"]	0.9	[1.2]
4	4.57	[15'-0"]	25.50	[83'-8"]	1.2	[1.5]
5	5.49	[18'-0"]	31.39	[103'-0"]	1.4	[1.8]
6	6.40	[21'-0"]	36.17	[118'-8"]	1.6	[2.1]
7	7.32	[24'-0"]	42.06	[138'-0"]	1.8	[2.4]
8	8.23	[27'-0"]	46.84	[153'-8"]	2.1	[2.7]
9	9.14	[30'-0"]	52.73	[173'-0"]	2.3	[3.0]
10	10.06	[33'-0"]	57.51	[188'-8"]	2.5	[3.3]
11	10.97	[36'-0"]	63.40	[208'-0"]	2.7	[3.6]
12	11.89	[39'-0"]	68.17	[223'-8"]	3.0	[3.9]



NOTES:

- CROSS SLOPE OF PAD SHALL NOT EXCEED 8%, AND NOT VARY MORE THAN 2% FROM FRONT TO BACK.
- TO PREVENT SLIDING DURING AN IMPACT, PAD MUST BE INSTALLED AGAINST OR TIED TO AN EXISTING STRUCTURE. OTHERWISE ADDITIONAL BELOW GRADE SUPPORTS MUST BE ADDED AS DETERMINED NECESSARY BY THE PROJECT ENGINEER.
- UNITS OF MEASUREMENT ARE MILLIMETERS [INCHES] UNLESS OTHERWISE NOTED.

REFERENCES

DRAWN:	D. Staus	DATE:	5/15/96
DESIGNED:	WGK	DATE:	3/1/96
CHECKED:	S. Trageser	DATE:	5/20/96
APPROVED:	W. G. Krage	DATE:	5/20/96
CAD FILE:	354011.DWG		
NEXT ASSEMBLY:			

ENERGY ABSORPTION SYSTEMS, INC.
ENGINEERING AND RESEARCH DEPARTMENT

QUADGUARD® SYSTEM
OPTIONAL 8" CONCRETE PAD
FOR TENSION STRUT BACKUP

SCALE: NTS DWG: 35-40-11 SHEET: 2 of 2 REV: G

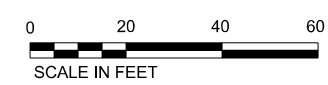
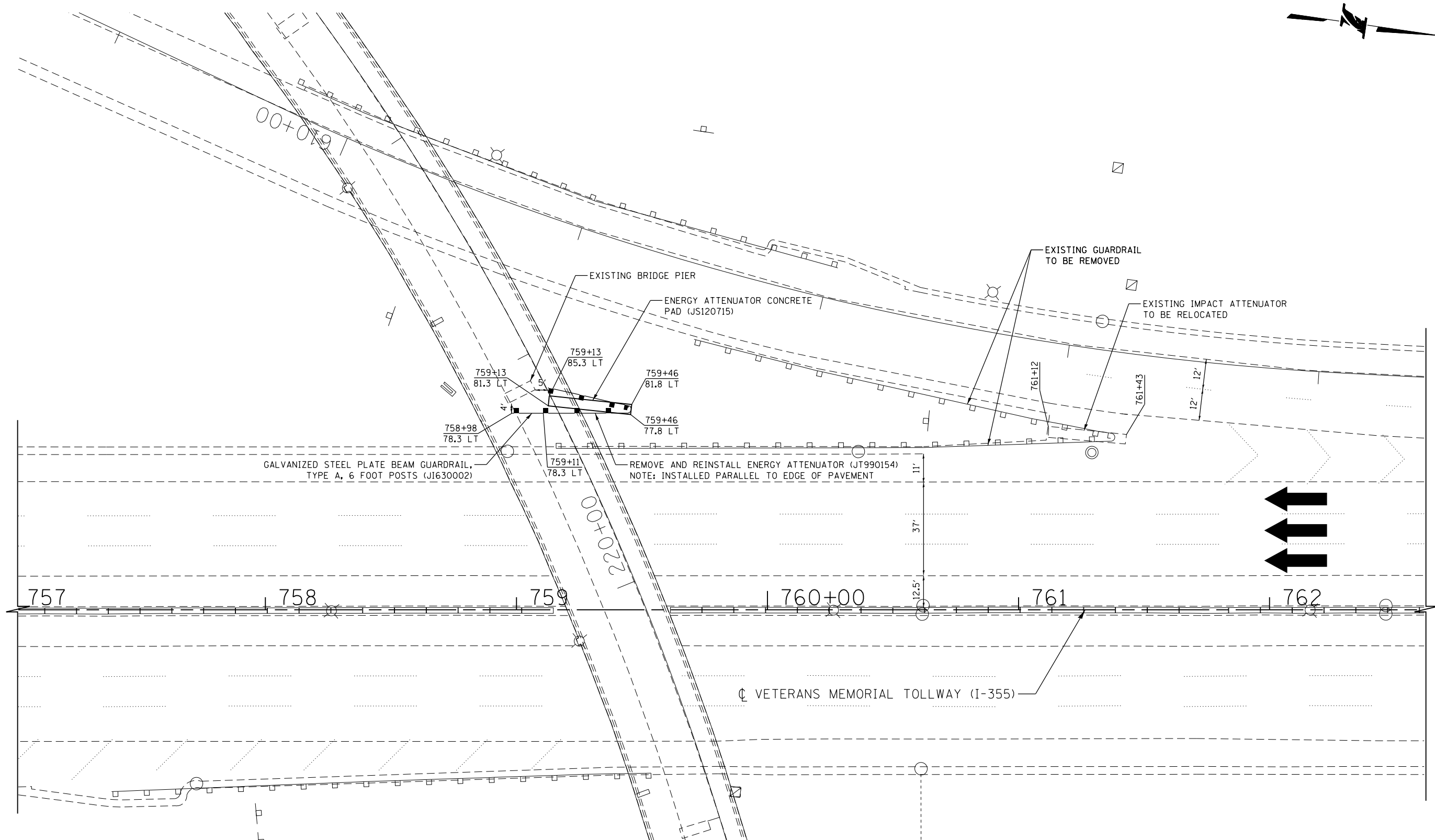
Revisions	Date	Rev.	By	Ckd.	App.
ADDED 8" PAD OPTION	12/03/03	E	RGC	STT	ACF
OMITTED "AND ANCHOR BLOCK" FROM PAD CALL OUT	09/28/10	F	RJV	STT	FJP
ECO 3145: ADDED QGM10 TO TABLE	8/9/11	G	DDS	JME	ST

DRAWN BY JMR DATE 3/11/2018
CHECKED BY MAL DATE 3/11/2018



NO.	DATE	REVISIONS DESCRIPTION

CONTRACT NO. RR-16-4255 RDT-07
IMPACT ATTENUATOR PAD DETAIL DRAWING NO. 475 OF 1517



p:\work\p\primera\schicgo\comp\PRQD\Documents\01\Projects\2016\201616-Veterans Memorial Tollway\Drawings\Current\Drawing Files\4255\shc\rdt\detail-REL007.dgn

DRAWN BY JMR DATE 3/11/2018
 CHECKED BY RJD DATE 3/11/2018



REVISIONS	
NO.	DESCRIPTION

CONTRACT NO. RR-16-4255
 LOCATION PLAN FOR
 IMPACT ATTENUATOR RELOCATION

RDT-08
 DRAWING NO.
 476 OF 1517